



**COUNTY GOVERNMENT OF LAIKIPIA  
(EXECUTIVE)**



**4<sup>TH</sup> QUARTER REPORTS AND FINANCIAL STATEMENTS**

**FOR THE PERIOD ENDED**

**30<sup>TH</sup> JUNE 2021**

**FY 2020/2021**



Prepared in accordance with the Cash Basis of Accounting Method under the International Public Sector Accounting Standards (IPSAS)

**COUNTY GOVERNMENT OF LAIKIPIA - EXECUTIVE**  
**FY 2020/2021 Quarterly Report and Financial Statements**  
**For the 4<sup>th</sup> Quarter ended 30<sup>th</sup> June 2021**

---

Table of Content	Page
I. LIST OF ACRONYMS .....	iii
II. KEY ENTITY INFORMATION AND MANAGEMENT .....	iv
III. FORWARD BY THE CECM FINANCE ECONOMIC PLANNING AND COUNTY DEVELOPMENT .....	ix
IV. SUSTAINABILITY REPORTING .....	xvi
V. STATEMENT OF MANAGEMENT RESPONSIBILITIES .....	xvii
VII. STATEMENT OF RECEIPTS AND PAYMENTS .....	1
VIII. STATEMENT OF FINANCIAL ASSETS AND LIABILITIES .....	3
IX. STATEMENT OF CASHFLOW .....	4
X. STATEMENT OF APPROPRIATION: BUDGET & ACTUAL AMOUNTS: RECURRENT AND DEVELOPMENT COMBINED .....	6
XI. STATEMENT OF APPROPRIATION: BUDGET & ACTUAL AMOUNTS: RECURRENT .....	9
XII. STATEMENT OF APPROPRIATION: BUDGET & ACTUAL AMOUNTS: DEVELOPMENT .....	11
XIII. BUDGET EXECUTION BY PROGRAMMES AND SUB-PROGRAMMES .....	13
XIV. COUNTY OWN GENERATED REVENUE PERFORMANCE STATEMENT .....	20
XV. NOTES TO THE FINANCIAL STATEMENTS .....	22
XVI. OTHER IMPORTANT DISCLOSURES .....	36
XVII. ANNEX 1 – LIST OF COUNTY GOVERNMENT CORPORATIONS & ENTITIES .....	41
XVIII ANNEX 2 – OUTSTANDING IMPREST .....	42
XIX. ANNEX 3 – PENDING BILLS .....	44



## COUNTY GOVERNMENT OF LAIKIPIA - EXECUTIVE

FY 2020/2021 Quarterly Report and Financial Statements

For the 4<sup>th</sup> Quarter ended 30<sup>th</sup> June 2021

### I. LIST OF ACRONYMS

Acronym	Meaning
ASDSP	Agriculture Sector Development Support Project
CECM	County Executive Committee Member
CRF	County Revenue Fund
DANIDA	Danish International Development Agency
EU	European Union
ECDE	Early Childhood Development Education
IDEAS	Instruments for Devolution Advice and Support
KCB	Kenya Commercial Bank
KCSAP	Kenya Climate Smart Agriculture Project
KUIG	Kenya Urban Support Institutional Grant
KUSP	Kenya Urban Support Program
LCDA	Laikipia County Development Authority
LCRB	Laikipia County Revenue Board
MoH	Ministry of Health
NHIF	National Health Insurance Fund
OSR	Own Source Revenue
PPEs	Personal Protective Equipment
RMLF	Road Maintenance Levy Fund
THUSCP	Transforming Health Care Systems
UNICEF	United Nations International Children's Emergency Fund
VTCs	Vocational Training Centres

## **COUNTY GOVERNMENT OF LAIKIPIA - EXECUTIVE**

**FY 2020/2021 Quarterly Report and Financial Statements**

**For the 4<sup>th</sup> Quarter ended 30<sup>th</sup> June 2021**

---

### **II. KEY ENTITY INFORMATION AND MANAGEMENT**

#### **(a) Background information**

Laikipia County is one of the 47 Counties in the Republic of Kenya within the Rift Valley Region. “Laikipia” is a Maasai word equivalent to trees plain reflecting the large highland plateau. It borders 7 counties namely Samburu, Isiolo, Meru, Nyeri, Nyandarua, Nakuru and Baringo to the West. It covers an area of 9532.2 km<sup>2</sup> and is ranked as the 15th largest county in the country by land size and has a population of 518,560 as per the 2019 Kenya Population and Housing Census. The County is cosmopolitan with about 23 communities.

Laikipia County comprises of five administrative sub counties (formerly districts) namely Laikipia East, Laikipia North, Laikipia West, Laikipia Central and Nyahururu. The County consists of three constituencies namely Laikipia East, Laikipia North and Laikipia West. The County interim headquarters is Nanyuki while the gazetted is Rumuruti.

The County is largely rural in settlement and a member of the Central Region Economic Bloc (CEREB), Co-operation for Peace and Development (Amaya Triangle Initiative) and Frontier Counties Development Council.

The main economic activities in the county include ranching, crop farming, beef and dairy farming, tourism and trade. The main crops grown include wheat, maize, beans, potatoes and vegetables. The main livestock types are cattle, goats, sheep and poultry. Major tourist attractions in Laikipia include; wildlife, the unique Maa speaking cultural practices, and the Thomson Falls. Its proximity to Mt. Kenya, Meru National Park, Aberdare ranges and Samburu game parks have equally boosted tourism within the county through provision of hospitality services.

**Our vision:** *The greatest county with the best quality of life*

**Our mission:** *To enable every household in Laikipia to lead a prosperous life*

#### **Our core values:**

- *People-centeredness*
- *Equity*
- *Accountability*
- *Efficiency*
- *Professionalism*
- *Integrity*
- *Innovativeness*
- *Passion*

**COUNTY GOVERNMENT OF LAIKIPIA - EXECUTIVE**  
FY 2020/2021 Quarterly Report and Financial Statements  
For the 4<sup>th</sup> Quarter ended 30<sup>th</sup> June 2021

---

(b) Key Management – The Cabinet



**H.E NDIRITU MURIITHI**  
GOVERNOR – COUNTY GOVERNMENT OF LAIKIPIA



**COUNTY GOVERNMENT OF LAIKIPIA - EXECUTIVE**  
FY 2020/2021 Quarterly Report and Financial Statements  
For the 4<sup>th</sup> Quarter ended 30<sup>th</sup> June 2021

---



**H.E JOHN MWANIKI**  
**DEPUTY GOVERNOR**



**KARANJA NJORA**  
**COUNTY SECRETARY/CHIEF OF STAFF**



**ROSE MAITAI**  
**CECM HEALTH AND MEDICAL SERVICES**



**MURUNGI NDAI**  
**CECM FINANCE, ECONOMIC PLANNING AND COUNTY DEVELOPMENT, Ag. CECM EDUCATION & SOCIAL SERVICES**



**DR. JOSEPH LENAI**  
**CECM ADMINISTRATION, PUBLIC SERVICE, ICT AND OFFICE OF THE GOVERNOR**



**WANGARI WACHIRA**  
**CECM AGRICULTURE, LIVESTOCK & FISHERIES**



**JOSEPH SHUEL**  
**CECM INFRASTRUCTURE, LAND AND URBAN DEVELOPMENT**



**BIWOTT TIROP**  
**CECM TRADE, TOURISM, CO-OPERATIVES AND INDUSTRIALIZATION**



**PETER MATUNGE**  
**CECM WATER, ENVIRONMENT & NATURAL RESOURCES**



## COUNTY GOVERNMENT OF LAIKIPIA - EXECUTIVE

FY 2020/2021 Quarterly Report and Financial Statements

For the 4<sup>th</sup> Quarter ended 30<sup>th</sup> June 2021

### (c) Fiduciary Management

The key management personnel who held office during the quarter ended 30<sup>th</sup> June 2021 and who had direct fiduciary responsibility were:

No.	Accounting Officers	Name
1	County Administration, Public Service & Office of the Governor	Karanja Njora
2	Finance Economic Planning and County Development	Paul Njenga
3	Health and Medical Services	Donald Mogo
4	Agriculture, Livestock and Fisheries	Emily Kioko
5	Infrastructure, Land and Urban Development	Dancan Mwangi
6	Education and Social Services	James Mbuco
7	Trade, Tourism, Co-operatives and Industrialization	Jemimah Mburugu
8	Water and Natural Environment	June Kawira
No.	County Treasury Members	Name
1	CECM Finance Economic Planning and County Development	Murungi Ndai
2	CO Finance Economic Planning and County Development	Paul Njenga
3	Director Accounting Services	Mary Wachiuri
4	Ag Director Internal Audit	Julius Kingori
5	Director Economic Planning	Charles Nderitu
6	CEO Laikipia County Revenue Board	Prudence Waithera
7	CEO Laikipia County Development Authority	Jessy Mugo
8	Ag Director Budget	Francis Karani
9	Ag Asst. Director Financial Reporting	Mishek M Gacheru
10	Ag. Director Supply Chain Management	Josephine Njoki
11	Ag. Director Asset Management	Nelson Ochungo

### (d) Fiduciary Oversight Arrangements

County Assembly of Laikipia

County Executive Committee

Laikipia County Executive Audit Committee

Senate Public Accounts Committee

Office of the Controller of Budget.

Office of the Auditor-General

Development Partners Oversight

### (e) Entity Headquarters

P.O. Box 1271 - 10400

Interim County Headquarter Building

Kenyatta Avenue

Nanyuki, Kenya

### (f) Entity Contacts

Telephone: +254 740031031

E-mail: [reports.treasury@laikipia.go.ke](mailto:reports.treasury@laikipia.go.ke)

Website: [www.laikipia.go.ke](http://www.laikipia.go.ke)

**COUNTY GOVERNMENT OF LAIKIPIA - EXECUTIVE**  
**FY 2020/2021 Quarterly Report and Financial Statements**  
**For the 4<sup>th</sup> Quarter ended 30<sup>th</sup> June 2021**

---

**(g) Entity Bankers**

1. Central Bank of Kenya  
Haile Selassie Avenue  
P.O. Box 60000, City Square 00200  
Nairobi, Kenya
  
2. Kenya Commercial Bank  
Nairobi, Kenya
  
3. Co-operative Bank  
Nairobi, Kenya
  
4. Equity Bank  
Nairobi, Kenya
  
5. Family Bank  
Nairobi, Kenya
  
6. ABSA Bank  
Nairobi, Kenya

**(h) Independent Auditors**

Anniversary Towers, University Way  
Tel ISDN NO. +254-020-3214000  
oag@oagkenya.go.ke  
Fax +254-20-311482  
P.O. Box 30084 0100  
Nairobi.

**(i) Principal Legal Adviser**

The Attorney General  
State Law Office  
Harambee Avenue  
P.O. Box 40112  
City Square 00200  
Nairobi, Kenya

**(j) County Attorney**

P.O. Box 1271 - 10400  
Interim County Headquarter Building  
Kenyatta Avenue  
Nanyuki, Kenya

## **COUNTY GOVERNMENT OF LAIKIPIA - EXECUTIVE**

**FY 2020/2021 Quarterly Report and Financial Statements**

**For the 4<sup>th</sup> Quarter ended 30<sup>th</sup> June 2021**

### **III. FORWARD BY THE CECM FINANCE ECONOMIC PLANNING AND COUNTY DEVELOPMENT**

It is my pleasure to present the Laikipia County Government's Quarterly Financial Reports for the 4<sup>th</sup> Quarter ended 30<sup>th</sup> June 2021. The County Government of Laikipia Financial Statements for the 4<sup>th</sup> Quarter have been prepared in line with The PFM Act 2012 and are in line with the format prescribed by The Public Sector Accounting Standards Board. The PFM Act 2012 Section 166 (4) requires that these statements be submitted to The County Assembly and copies be submitted to The National Treasury, The Office of the Controller of Budget and The Commission of Revenue Allocation within one month after end of each quarter. Pursuant to the PFM Act 2012 Section 149, I confirm that there was accountability to the county assembly in ensuring that the resources of the county government were authorised and lawfully utilised in an effective, efficient, economical and transparent manner.

The link between policies, planning, budgeting and reporting continues being critical as provided for in the Constitution of Kenya 2010 and County Governments Act of 2012. The financial statements play a critical role in the decision making, management and accountability of public resources. To strengthen the public finance management, the County government will continue to embrace timely financial reporting and deepen public financial reforms e.g. use of the Laikipia County Statistical abstract which is prepared annually as part of budget preparation, project management and strengthening of the financial reporting unit to increase efficiency and effectiveness in service delivery.

The County is committed in ensuring transparency by relaying performance indicators to the public. This will be realized through publishing and publicising financial and non-financial reports as required by the Constitution and the PFM Act 2012.

### **CORPORATE GOVERNANCE**

The functions of County Governments are contained in the Fourth Schedule (Constitution of Kenya 2010) while the county operates as guided by the County Governments Act 2012. The County is headed by The Governor, who is responsible for its general policy and strategic direction and is accountable to the County Assembly and Senate Public Accounts Committee. County Governments consist of two arms namely, the County Assembly and the County Executive.

The County Assembly is the legislative authority of county laws, general oversight of the County Government and representation of the people is vested on County Assembly. It consists of 24 Members of County Assembly (MCAs) and the Speaker. The County Executive is the executive arm and comprises of the Governor, the Deputy Governor and the 8 County Executive Committee Members (CECMs) and the County Public Service Members while the Chief Officer is the accounting and /or the authorized officer of the department.

To improve on its financial and operational performance, the county has formulated various boards and committees composed of committee members with relevant qualifications and experience; and whose remuneration is guided by the Salaries & Remuneration Commission.

The County Government of Laikipia has formulated the following statutory committees and boards;

## COUNTY GOVERNMENT OF LAIKIPIA - EXECUTIVE

FY 2020/2021 Quarterly Report and Financial Statements

For the 4<sup>th</sup> Quarter ended 30<sup>th</sup> June 2021

### 1. Laikipia County Audit Committee

It was constituted in April 2018 as required by the PFM Regulations 2015 and is guided by an Audit Charter that was approved in September 2018. The committee members are:

No.	Names	Designation	Qualifications
1	Anthony Kiritu	Chairperson	MBA, CPA(K),ICPAK member
2	James Sambu	Member	MBA, CPA(K),ICPAK member
3	Joseph Kimathi	Member	MBA, CPA(K),ICPAK member
4	Elizabeth Kingoo	Member	PhD Supply Chain, CPA(K), ICPAK member
5	Julius Kingori	Treasury Representative	MBA, CPS, CPA(K),ICPAK member
6	Mary Wachiuri	Head of Internal Audit	MBA, CFE, CPA(K),ICPAK member

### 2. Laikipia County Public Service Board

Laikipia County Public Service Board was established by The Laikipia County Public Service Board Act June 2014. The board members are;

No.	Names	Designation
1	Margaret Mumbi	Chairperson
2	Timothy Wamiti	Secretary
3	Patricia Wangui	Member
4	John Ekale	Member
5	Benson Sururu	Member
6	Christine Chepkoech	Member
7	Moses Mwaura	Member

Other boards and committees formulated by Laikipia County Government are;

1. Laikipia County Revenue Board (LCRB)
2. Laikipia County Development Authority (LCDA)
3. Laikipia County Enterprise Fund Board
4. Laikipia County Co-operative Fund Board
5. County Alcoholic Drinks Regulation Committee
6. The County Budget and Economic Forum
7. County Environmental Committee
8. Nanyuki Teaching & Referral Hospital Board
9. Nyahururu Referral Hospital Board
10. Covid-19 Emergency Response Fund Committee
11. Rumuruti Municipality Board
12. Laikipia County Pending Bills Committee
13. Laikipia County Assets Leasing Fund Committee
14. Laikipia County Economic Stimulus Program Committee



## COUNTY GOVERNMENT OF LAIKIPIA - EXECUTIVE

### FY 2020/2021 Quarterly Report and Financial Statements

For the 4<sup>th</sup> Quarter ended 30<sup>th</sup> June 2021

### FINANCIAL PERFORMANCE

#### 1. Revenue

The County government's share of revenue raised nationally is determined annually through CARA, as required by Article 202 of the Kenyan Constitution. CARA determines each County's Equitable Share, Conditional Allocations from National Government, and Conditional Allocations from Development Partners. Other than allocations provided by CARA, the County also finances its operations through local generated revenue and it continues to explore and innovate efficient ways to increase local revenue collections through the Laikipia County Revenue Board. In the 4<sup>th</sup> quarter of FY 2020/2021, the County realized 94% of its revenue budget as illustrated in the table below.

Table 1: Budget realisation as at 30<sup>th</sup> June 2021

Description	2020/21	2020/21	Q1 2020/21	Q2 2020/21	Q3 2020/21	Q4 2020/21	Q1-Q4	Budget Realization Difference to Q4	Realization to Q4 (%)
	Approved Budget Estimates	supplementary Budget Estimates	Revenue Realised	Revenue Realised	Revenue Realised	Revenue Realised	Revenue Realised		
	A	B	C	D	E	F	G = C+D+E+F	H = B-G	I = G/B*100
Equitable Share	4,830,560,000	4,177,800,000	-	1,378,674,000	1,044,450,000	1,754,676,000	4,177,800,000	-	100%
County Own Revenue collection	1,006,875,000	1,006,875,000	122,970,133	200,002,977	252,898,398	264,525,124	840,396,632	166,478,368	83%
Conditional Grants	1,353,896,136	1,424,113,143	397,552,410	107,780,319	182,092,630	468,133,298	1,155,558,657	268,554,486	81%
opening balances equitable share		229,834,793	229,834,793	-	-	-	229,834,793	-	100%
Opening Balance emergency fund	-	15,128,807	15,128,807	-	-	-	15,128,807	-	100%
CRF Returns	-	-	1,989,102	-	-	-	-	(1,989,102)	-
<b>Grand Total</b>	<b>7,191,331,136</b>	<b>6,853,751,743</b>	<b>767,475,245</b>	<b>1,686,457,296</b>	<b>1,479,441,028</b>	<b>2,487,334,422</b>	<b>6,418,718,890</b>	<b>433,043,752</b>	<b>94%</b>

## COUNTY GOVERNMENT OF LAIKIPIA - EXECUTIVE

### FY 2020/2021 Quarterly Report and Financial Statements

For the 4<sup>th</sup> Quarter ended 30<sup>th</sup> June 2021

**Table 2: Detailed Analysis of the Revenue Budget and amounts realised as at 30<sup>th</sup> June 2021**

Description	Total Budget	2020/21 supplementary Budget Estimates	Amounts Realized - Q1 2020-2021	Amounts Realized - Q2 2020-2021	Amounts Realized - Q3 2020-2021	Amounts Realized - Q4 2020-2021	Total amounts available in 2020/21	Amounts not received in FY 2020/21
	A	B	C	D	E	F	G = C+D+E+F	H = B-G
Equitable Share	4,830,560,000	4,177,800,000	-	1,378,674,000	1,044,450,000	1,754,676,000	4,177,800,000	-
<b>County Own Source Revenue</b>	<b>1,006,875,000</b>	<b>1,006,875,000</b>	<b>122,970,133</b>	<b>200,002,977</b>	<b>252,898,398</b>	<b>264,525,124</b>	<b>840,396,632</b>	<b>166,478,368</b>
Hospital revenue	350,000,000	350,000,000	61,636,717	79,373,128	54,692,018	82,787,856	278,489,719	71,510,281
Vocational training centres	25,000,000	25,000,000	-	3,423,000	3,177,455	3,798,000	10,398,455	14,601,545
Other local sources	631,875,000	631,875,000	61,333,416	117,206,849	195,028,925	177,939,268	551,508,458	80,366,542
<b>Domestic Grants</b>	<b>482,707,063</b>	<b>428,053,063</b>	<b>59,143,046</b>	<b>-</b>	<b>80,852,766</b>	<b>90,820,974</b>	<b>230,816,786</b>	<b>197,236,278</b>
Vocational Training Grant (Youth Polytechnics)	56,780,795	56,780,795	9,935,901	-	9,159,947	9,159,947	28,255,795	28,525,000
User fee forgone	9,968,208	9,968,208	-	-	-	9,968,208	9,968,208	-
Medical leasing equipment	132,021,277	132,021,277	-	-	-	-	-	132,021,277
Road Maintenance Levy Fund	192,592,783	192,592,783	49,207,145	-	71,692,819	71,692,819	192,592,783	-
MOH Covid-19 Funds	91,344,000	36,690,000	-	-	-	-	-	36,690,000
<b>Foreign Grants</b>	<b>871,189,073</b>	<b>996,060,080</b>	<b>338,409,364</b>	<b>107,780,319</b>	<b>101,239,864</b>	<b>377,312,324</b>	<b>924,741,871</b>	<b>71,318,209</b>
Kenya Urban Support Project (KUSP)	50,000,000	50,000,000	35,761,940	-	-	27,955,677	63,717,617	(13,717,617)
Kenya Urban Institutional Grant (KUIG)	8,800,000	8,800,000	8,800,000	-	-	-	8,800,000	-
Kenya Climate Smart Agriculture Project (KCSAP)	394,359,134	394,359,134	61,229,861	100,455,119	-	130,161,839	291,846,818	102,512,315
EU IDEAS LED	92,457,157	92,457,157	38,512,939	-	-	-	38,512,939	53,944,218
UNICEF Primary Health Care Grant	11,362,004	11,362,004	-	1,385,200	659,400	2,648,298	4,692,898	6,669,106
KDSP Level 1 - capacity building	125,137,774	86,121,027	39,016,747	-	45,000,000	-	84,016,747	2,104,280
KDSP Level 2 - investment	-	168,472,754	129,456,007	-	-	167,353,974	296,809,981	128,337,227
Transforming Health Care	125,061,404	125,061,404	-	-	43,338,975	43,076,403	86,415,378	38,646,026





## COUNTY GOVERNMENT OF LAIKIPIA - EXECUTIVE

### FY 2020/2021 Quarterly Report and Financial Statements

#### For the 4<sup>th</sup> Quarter ended 30<sup>th</sup> June 2021

Other Payments	15,540,051	45,128,807	14,719,202	735,000	14,692,500	3,539,635	33,686,337	11,442,471	75%
Acquisition of Assets	1,858,090,695	1,495,873,244	22,921,703	307,696,836	82,387,361	339,857,779	752,863,679	743,009,565	50%
<b>TOTAL</b>	<b>7,919,923,421</b>	<b>7,481,998,086</b>	<b>485,980,343</b>	<b>1,663,884,331</b>	<b>1,262,227,214</b>	<b>2,443,970,183</b>	<b>5,856,062,071</b>	<b>1,625,936,015</b>	<b>78%</b>

*Other grants and transfers refers to scholarships, relief assistance and subsidies to small businesses through the Economic Stimulus Fund*

*Social benefits – NHIF subsidy paid by the County for vulnerable families*

*Other Payments comprises of Emergency Fund payments.*

### 3. Cash flow

Despite the cash flow delays, whereby Ksh 1,380,791,161 of equitable share (for the month of April, May and June 2021) and grants amounting to Ksh 315,452,161 was received towards the end of June 2021, the County still managed to run its operations prioritizing payment of essential services, while liaising with financial institutions for payment of salaries.

## OPERATIONAL PERFORMANCE

The County's operations are structured in terms of departments which are headed by County Executive Committee Members (CECMs) who are appointed by the Governor with approval by the County Assembly. The county executive functions are discharged by departments through implementation of projects and programs that are allocated funds through the budget. Each department has an Accounting Officer (AO) responsible for managing the finances of that department.

The County successfully launched the Credit Rating Report, the 2021 County Labour Report in third quarter and passed the 2020/2021 Supplementary Budget in the fourth quarter.

### Conclusion

On behalf of Laikipia County Government, I would like to thank HE The Governor and The Deputy Governor for the leadership and support they have provided during this period. Further, my sincere gratitude goes to the County Executive Committee Members, the Accounting officers and the entire Laikipia County Staff for their continued hard work, commitment, dedication to realise the goals as set in the budget while ensuring service delivery to the people of Laikipia County. Further, I would also like to thank the entire County Assembly led by the wise leadership of the Speaker and the County Clerk for their co-operation and oversight role.

Finally, my sincere appreciation goes to all the citizens of Laikipia County for their continuous engagement with the County Government to ensure efficient service delivery and value for money in all our undertakings.



**COUNTY GOVERNMENT OF LAIKIPIA - EXECUTIVE**  
FY 2020/2021 Quarterly Report and Financial Statements  
For the 4<sup>th</sup> Quarter ended 30<sup>th</sup> June 2021



Murungi Ndai

CECM Finance, Economic Planning and County Development  
County Government of Laikipia



## **COUNTY GOVERNMENT OF LAIKIPIA - EXECUTIVE**

### **FY 2020/2021 Quarterly Report and Financial Statements**

**For the 4<sup>th</sup> Quarter ended 30<sup>th</sup> June 2021**

#### **IV. SUSTAINABILITY REPORTING**

Our purpose as Laikipia County Executive is to include the citizens in development activities and transforming lives. This is the driving force behind everything we do and it's what guides us to deliver our strategy while putting the citizens first, delivering relevant projects and services, and improving operational excellence. Below is a brief highlight of our achievements;

##### **Sustainability strategy and profile**

The County's top management has activated various sustainability strategies for the County including but not limited to:

- Ensuring continuous compliance with government laws, regulations, policies and standards
- Developing cost and capital saving strategies e.g. The Civil Works Program, The Leasing Program
- Working towards developing a County Risk Management Framework Policy that will help the County identify and mitigate risks
- Engaging citizens through public participation to incorporate their ideas and contributions on County development matters

##### **Employees' welfare**

- The County has a Public Service Board that is charged with the responsibility of developing and implementing human resource policies and framework for the County Executive in line with the relevant laws.
- Empowering its employees through continued skills development and training e.g. The County Government in partnership with Dedan Kimathi University of Technology offer staff Post Graduate Diplomas on Project Management in cohorts in order to enhance project supervision and delivery.
- The County Executive also has an appraisal system for staff performance appraisal as well as a performance reward system that seeks to reward and motivate staff by awarding staff who go beyond their assigned expectations to accomplish exemplary results.

##### **Market place practices**

- The County Executive is guided by the Public Procurement and Disposal of Assets Act 2015 on procurement matters to ensure compliance with laws and regulations which leads to fair competition, good business practices, honouring contracts and ethical project supervision.
- The county Executive also adheres to the 30% procurement requirement on Access to Government Procurement Opportunities (AGPO) to youth, women and persons living with disability.
- The County Executive also practices responsible marketing and advertisement as well as respecting payment practices

##### **Community Engagements**

- Engaging citizens to identify their demands and needs, holding social community activities e.g. Sports, leaders and elders' engagements
- The County has also introduced the Civil Works Program engaging the youth in various parts of Laikipia to support them financially while also giving them an opportunity for skills learning

## **COUNTY GOVERNMENT OF LAIKIPIA - EXECUTIVE**

### **FY 2020/2021 Quarterly Report and Financial Statements**

**For the 4<sup>th</sup> Quarter ended 30<sup>th</sup> June 2021**

#### **V. STATEMENT OF MANAGEMENT RESPONSIBILITIES**

Section 166 of the PFM Act requires that an Accounting Officer for a County Government entity prepares a report for each quarter of the financial year in respect of the entity. The County Executive Committee (CEC) Member for Finance being the Head of the County Treasury is responsible for the preparation and presentation of the County Government's financial statements, which give a true and fair view of the state of affairs of the County Government for and as at the end of the quarter ended on 30<sup>th</sup> June 2021. This responsibility includes: (i) maintaining adequate financial management arrangements and ensuring that these continue to be effective throughout the reporting period; (ii) maintaining proper accounting records, which disclose with reasonable accuracy at any time the financial position of the County Government; (iii) designing, implementing and maintaining internal controls relevant to the preparation and fair presentation of the financial statements, and ensuring that they are free from material misstatements, whether due to error or fraud; (iv) safeguarding the assets of the County Government; (v) selecting and applying appropriate accounting policies; and (vi) making accounting estimates that are reasonable in the circumstances.

The CEC Member for Finance accepts responsibility for the County Government's financial statements, which have been prepared on the Cash Basis Method of Financial Reporting, using appropriate accounting policies in accordance with International Public Sector Accounting Standards (IPSAS). The CEC Member for Finance is of the opinion that this report gives a true and fair view of the state of the County Government's transactions during the quarter ended 30<sup>th</sup> June 2021, and of its financial position as at that date. The CEC Member for Finance further confirms the completeness of the accounting records maintained for the County Government which have been relied upon in the preparation of this report as well as the adequacy of the systems of internal financial control.

The CEC Member for Finance confirms that the County Government has complied fully with applicable Government Regulations and the terms of external financing covenants (where applicable), and that the County Government's funds received during the quarter under review were used for the eligible purposes for which they were intended and were properly accounted for. Further the CEC Member for Finance confirms that the County Government's financial statements have been prepared in a form that complies with relevant accounting standards prescribed by the Public Sector Accounting Standards Board of Kenya.

#### **Approval of the financial statements**

The County Government's financial statements were approved and signed by the CEC member for finance on \_\_\_\_\_ 2021



**CECM – Finance Economic Planning and County Development**  
**County Government of Laikipia**



## COUNTY GOVERNMENT OF LAIKIPIA - EXECUTIVE

### FY 2020/2021 Quarterly Report and Financial Statements

For the 4<sup>th</sup> Quarter ended 30<sup>th</sup> June 2021

#### VII. STATEMENT OF RECEIPTS AND PAYMENTS

Description	Note	2020/21				Q4 2020/21	Cumulative 2020/21	Comparative	
		Q1 2020/21	Q2 2020/21	Q3 2020/21	Q4 2020/21			Q4 2019/20	Comparative Cumulative to Q4 2019/20
		Ksh	Ksh	Ksh	Ksh	Ksh	Ksh	Ksh	Ksh
<b>RECEIPTS</b>									
Equitable Share	1	229,834,793	1,378,674,000	1,044,450,000	1,754,676,000	4,407,634,793	814,671,000	3,818,509,200	
Proceeds from Domestic Grants	2	-	-	80,852,766	90,820,974	171,673,740	308,476,063	383,725,024	
Proceeds from Foreign Grants	3	129,456,007	107,780,319	101,239,864	377,312,324	715,788,514	166,015,620	247,546,337	
County Own Generated Revenues	4	122,970,133	200,002,977	252,898,399	264,525,124	840,396,633	223,009,404	730,967,503	
Proceed from sale of assets		-	-	-	-	-	5,200,000	5,200,000	
Returns to CRF	5	18,783	-	-	-	18,783	-	2,958,156	
<b>TOTAL RECEIPTS</b>		<b>482,279,716</b>	<b>1,686,457,296</b>	<b>1,479,441,029</b>	<b>2,487,334,422</b>	<b>6,135,512,463</b>	<b>1,517,372,087</b>	<b>5,188,906,219</b>	
<b>PAYMENTS</b>									
Compensation of Employees	6	(257,386,235)	(898,289,847)	(501,591,381)	(1,090,483,838)	(2,747,751,301)	(681,701,649)	(2,581,688,280)	
Use of goods and services	7	(106,080,732)	(140,598,456)	(337,136,608)	(288,474,936)	(872,290,732)	(294,914,491)	(983,395,978)	
Transfers to Other Government Entities	8	(84,872,471)	(286,564,192)	(317,269,364)	(686,619,996)	(1,375,326,022)	(507,927,665)	(1,145,697,399)	
Other grants and transfers	9	-	(30,000,000)	(9,150,000)	(34,994,000)	(74,144,000)	-	(3,557,112)	
Social Security Benefits	10	-	-	-	-	-	-	-	
Acquisition of Assets	11	(22,921,703)	(307,696,836)	(82,387,361)	(339,857,779)	(752,863,679)	(371,957,898)	(643,933,204)	
Other Payments	12	(14,719,202)	(735,000)	(14,692,500)	(3,539,635)	(33,686,337)	(172,371,006)	(176,133,651)	
<b>TOTAL PAYMENTS</b>		<b>(485,980,343)</b>	<b>(1,663,884,331)</b>	<b>(1,262,227,214)</b>	<b>(2,443,970,183)</b>	<b>(5,856,062,071)</b>	<b>(2,028,872,709)</b>	<b>(5,534,405,623)</b>	
<b>SURPLUS/DEFICIT</b>		<b>(3,700,627)</b>	<b>22,572,965</b>	<b>217,213,815</b>	<b>43,364,239</b>	<b>279,450,391</b>	<b>(511,500,622)</b>	<b>(345,499,404)</b>	

The Statement of Appropriation (on pages 13) reports on all the revenue available for use.

Other payments refer to payments in respect to emergency fund payments.



**COUNTY GOVERNMENT OF LAIKIPIA - EXECUTIVE**


**FY 2020/2021 Quarterly Report and Financial Statements**

**For the 4<sup>th</sup> Quarter ended 30<sup>th</sup> June 2021**

The financial statements were approved on \_\_\_\_\_ 2021 and signed by:



Chief Officer – Finance Economic Planning  
and County Development  
Name: Paul Njenga



ASST. DIRECTOR FINANCIAL REPORTING  
FINANCE, ECONOMIC PLANNING  
AND COUNTY DEVELOPMENT

Assistant Director – Financial Reporting  
Name: Mishek M. Gacheru  
ICPAK Member No. 26623

## COUNTY GOVERNMENT OF LAIKIPIA - EXECUTIVE

FY 2020/2021 Quarterly Report and Financial Statements

For the 4<sup>th</sup> Quarter ended 30<sup>th</sup> June 2021


### VIII. STATEMENT OF FINANCIAL ASSETS AND LIABILITIES

Description	Note	2020/21				Comparative Q4 2019/20
		Q1 2020/21 Ksh	Q2 2020/21 Ksh	Q3 2020/21 Ksh	Q4 2020/21 Ksh	
<b>FINANCIAL ASSETS</b>						
<b>Cash and Cash Equivalents</b>						
Bank Balances	13A	268,831,748	288,879,945	496,764,682	555,866,394	293,291,583
Cash Balances	13B	-	-	-	-	-
<b>Total Cash and cash equivalents</b>		<b>268,831,748</b>	<b>288,879,945</b>	<b>496,764,682</b>	<b>555,866,394</b>	<b>293,291,583</b>
Accounts Receivables – Outstanding Imprests	14	24,533,209	17,615,890	23,219,248	12,311,685	180,000
<b>TOTAL FINANCIAL ASSETS</b>		<b>293,364,957</b>	<b>306,495,836</b>	<b>519,983,930</b>	<b>568,178,079</b>	<b>293,471,583</b>
<b>FINANCIAL LIABILITIES</b>						
Accounts Payables – Deposits and Retentions	15	(13,246,568)	(3,804,483)	(78,763)	(4,908,673)	(9,652,569)
<b>NET FINANCIAL ASSETS</b>		<b>280,118,388</b>	<b>302,691,352</b>	<b>519,905,167</b>	<b>563,269,406</b>	<b>283,819,014</b>
<b>REPRESENTED BY</b>						
Fund balance b/fwd	16	283,819,015	280,118,388	302,691,352	519,905,168	629,318,417
Surplus/Deficit for the year		(3,700,627)	22,572,965	217,213,815	43,364,239	(345,499,404)
<b>NET FINANCIAL POSITION</b>		<b>280,118,388</b>	<b>302,691,352</b>	<b>519,905,167</b>	<b>563,269,406</b>	<b>283,819,013</b>

The financial statements were approved on \_\_\_\_\_ 2021 and signed by:



Chief Officer, Finance, Economic Planning  
and County Development  
Name: Paul Njenga



Assistant Director, Financial Reporting  
Name: Misheki Mwangi  
ICPAK Member No: 0026623 DEVELOPMENT

**COUNTY GOVERNMENT OF LAIKIPIA - EXECUTIVE**

FY 2020/2021 Quarterly Report and Financial Statements

For the 4<sup>th</sup> Quarter ended 30<sup>th</sup> June 2021

**IX. STATEMENT OF CASHFLOW**

Description	Note	Q1 2020/21		Q2 2020/21		Q3 2020/21		Q4 2020/21		Comparative Q4 2019/20	
		Ksh		Ksh		Ksh		Ksh		Ksh	
<b>CASH FLOW FROM OPERATING ACTIVITIES</b>											
Receipts from operating income											
Equitable Share	1	229,834,793		1,378,674,000		1,044,450,000		1,754,676,000		814,671,000	
Proceeds from Domestic Grants	2	-		-		80,852,766		90,820,974		308,476,063	
Proceeds from Foreign Grants	3	129,456,007		107,780,319		101,239,864		377,312,324		166,015,620	
County Own Generated Revenues	4	122,970,133		200,002,977		252,898,399		264,525,124		223,009,404	
Proceed from sale of assets		-		-		-		-		5,200,000	
Returns to CRF	5	18,783		-		-		-		-	
<b>Payments for operating expenses</b>											
Compensation of Employees	6	(257,386,235)		(898,289,847)		(501,591,381)		(1,090,483,838)		(681,701,649)	
Use of goods and services	7	(106,080,732)		(140,598,456)		(337,136,608)		(288,474,936)		(294,914,491)	
Transfers to County Entities	8	(84,872,471)		(286,564,192)		(317,269,364)		(686,619,996)		(507,927,665)	
Other grants and transfers	9	-		(30,000,000)		(9,150,000)		(34,994,000)		-	
Social Security Benefits	10	-		-		-		-		-	
Other Payments	12	(14,719,202)		(735,000)		(14,692,500)		(3,539,635)		(172,371,006)	
<b>Adjusted for:</b>											
Changes in Accounts Receivables:											
Outstanding Imprest	17	(24,353,209)		6,917,319		(5,603,358)		10,907,563		(180,000)	
Changes in Accounts Payables:											
Retentions and Deposit	18	3,594,000		(9,442,085)		(3,725,720)		4,829,910		(14,137,047)	
<b>Net cash flows from operating activities</b>		<b>(1,538,134)</b>		<b>327,745,035</b>		<b>290,272,098</b>		<b>398,959,491</b>		<b>(153,859,771)</b>	
<b>CASHFLOW FROM INVESTING ACTIVITIES</b>											
Acquisition of Assets	11	(22,921,703)		(307,696,836)		(82,387,361)		(339,857,779)		(371,957,898)	
<b>Net cash flows from investing activities</b>		<b>(22,921,703)</b>		<b>(307,696,836)</b>		<b>(82,387,361)</b>		<b>(339,857,779)</b>		<b>(371,957,898)</b>	
<b>CASHFLOW FROM FINANCING ACTIVITIES</b>											



**COUNTY GOVERNMENT OF LAIKIPIA - EXECUTIVE**

**FY 2020/2021 Quarterly Report and Financial Statements**

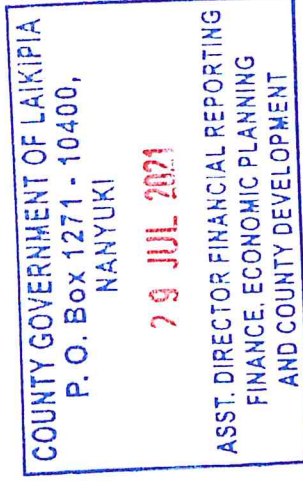
**For the 4<sup>th</sup> Quarter ended 30<sup>th</sup> June 2021**

Proceeds from Domestic Borrowings	-	-	-	-	-
Proceeds from Foreign Borrowings	-	-	-	-	-
Net cash flow from financing activities	-	-	-	-	-
<b>NET INCREASE IN CASH AND CASH EQUIVALENT</b>	(24,459,837)	20,048,199	207,884,737	59,101,711	(525,817,669)
Cash and cash equivalent at BEGINNING of the quarter	293,291,583	268,831,748	288,879,946	496,764,683	735,532,724
Cash and cash equivalent at END of the quarter	268,831,748	288,879,946	496,764,683.4	555,866,395	209,715,055

The financial statements were approved on \_\_\_\_\_ 2021 and signed by:



Chief Officer, Finance & Economic Planning  
and County Development  
Name: Paul Njenga



Assistant Director – Financial Reporting  
Name: Mishek M. Gacheru  
ICPAK Member No. 26623



## COUNTY GOVERNMENT OF LAIKIPIA - EXECUTIVE

FY 2020/2021 Quarterly Report and Financial Statements

For the 4<sup>th</sup> Quarter ended 30<sup>th</sup> June 2021

### X. STATEMENT OF APPROPRIATION: BUDGET & ACTUAL AMOUNTS: RECURRENT AND DEVELOPMENT COMBINED

Receipt/Expense Item	Original Budget	Adjustments	Final Budget	Actual Q1 2020/2021	Actual Q2 2020/2021	Actual Q3 2020/2021	Actual Q4 2020/2021	Actual on Comparable Basis *	% of Utilization
A	B	C=(A+B)	D	E	F	G	H	I = G/C	%
Kshs	Kshs	Kshs	Kshs	Kshs	Kshs	Kshs	Kshs	Kshs	%
<b>RECEIPTS</b>									
Equitable Share	4,830,560,000	(652,760,000)	4,177,800,000	-	1,378,674,000	1,044,450,000	1,754,676,000	4,177,800,000	100%
Proceeds from Domestic Grants	482,707,063	(54,654,000)	428,053,063	59,143,046	-	80,852,766	90,820,974	230,816,786	54%
Proceeds from Foreign Grants	871,189,073	124,871,007	996,060,080	338,409,364	107,780,319	101,239,864	377,312,324	924,741,871	93%
County Own Generated Revenues	1,006,875,000	-	1,006,875,000	122,970,133	200,002,977	252,898,398	264,525,124	840,396,633	83%
Equitable Share (opening balance)	-	229,834,793	229,834,793	229,834,793	-	-	-	229,834,793	100%
Emergency bank balances	-	15,128,807	15,128,807	15,128,807	-	-	-	15,128,807	100%
CRF Returns	-	-	-	1,989,102	-	-	-	1,989,102	-
<b>TOTAL</b>	<b>7,191,331,136</b>	<b>(337,579,393)</b>	<b>6,853,751,743</b>	<b>767,475,245</b>	<b>1,686,457,296</b>	<b>1,479,441,028</b>	<b>2,487,334,422</b>	<b>6,420,707,992</b>	<b>94%</b>
Compensation of Employees	2,802,311,605	55,688,820	2,858,000,425	257,386,235	898,289,847	501,591,381	1,090,483,838	2,747,751,301	96%
Use of goods and services	1,113,516,886	43,553,540	1,157,070,426	106,080,732	140,598,456	337,136,608	288,474,936	872,290,732	75%
Transfers to County Entities	1,967,714,184	(197,739,000)	1,769,975,184	84,872,471	286,564,192	317,269,364	686,619,996	1,375,326,023	78%
Other grants and transfers	141,750,000	(6,800,000)	134,950,000	-	30,000,000	9,150,000	34,994,000	74,144,000	55%
Social Benefits	21,000,000	-	21,000,000	-	-	-	-	-	0%
Other Payments	15,540,051	29,588,756	45,128,807	14,719,202	735,000	14,692,500	3,539,635	33,686,337	75%
Acquisition of Assets	1,858,090,695	(362,217,451)	1,495,873,244	22,921,703	307,696,836	82,387,361	339,857,779	752,863,679	50%
<b>TOTAL</b>	<b>7,919,923,421</b>	<b>(437,925,335)</b>	<b>7,481,998,086</b>	<b>485,980,343</b>	<b>1,663,884,331</b>	<b>1,262,227,214</b>	<b>2,443,970,183</b>	<b>5,856,062,071</b>	<b>78%</b>
<b>SURPLUS/DEFICIT</b>	<b>(728,592,285)</b>	<b>100,345,942</b>	<b>(628,246,343)</b>	<b>281,494,902</b>	<b>22,572,965</b>	<b>217,213,815</b>	<b>43,364,239</b>	<b>564,645,921</b>	

**COUNTY GOVERNMENT OF LAIKIPIA - EXECUTIVE**

**FY 2020/2021 Quarterly Report and Financial Statements**

**For the 4<sup>th</sup> Quarter ended 30<sup>th</sup> June 2021**

**Over/Under-realization of the revenue budget was due to:**

1. Under-realization of domestic and foreign grants was due to partial disbursement of budgeted amount.
2. The County achieved 83% of own source revenue due to Covid-19 pandemic effect on the economic performance within the county.
3. The CRF returns resulted from amounts that remained unutilized in the fy 2019/20 but were not budgeted

**Over/Under-utilization of the expenditure budget was due to;**

1. Under-utilization in use of goods, transfer to county entities, other grants and transfers, other payments and acquisition of assets was due to late disbursement of equitable shares and grants.
2. Social benefits refer to NHIF subsidy paid by the County for vulnerable families. Under this there was zero payment as a result of late disbursement of funds.

**Table 4: Reconciliation of Revenue in Statement of Receipts and Payments against Statement of Appropriation**

Description	Statement of Receipts and Payments	Statement of Appropriation	Variations	REMARKS
	A	B	C = A - B	
Equitable Share	4,177,800,000	4,177,800,000	-	Opening Bank Balance
Equitable Share	359,290,800	359,290,800	-	
Own Source Revenue	840,396,633	840,396,633	-	
Vocational Training Grant (Youth Polytechnics)	18,319,894	28,255,795.200	(9,935,901)	Opening Bank Balance
User fee forgone	9,968,208	9,968,208.000	-	
MOH Covid-19 grant	-	-	-	
Road Maintenance Levy Fund	143,385,637.75	192,592,782.950	(49,207,145)	Opening Bank Balance
Kenya Urban Support Project (KUSP)	27,955,676.55	63,717,616.550	(35,761,940)	Opening Bank Balance
Kenya Urban Institutional Grant (KUIG)	-	8,800,000.000	(8,800,000)	Opening Bank Balance
Kenya Climate Smart Agriculture Project (KCSAP)	230,616,958	291,846,818.350	(61,229,861)	Opening Bank Balance
EU IDEAS LED	-	38,512,939.350	(38,512,939)	Opening Bank Balance
UNICEF Primary Health Care Grant	4,692,898	4,692,898.000	-	
KDSP Level 1 - capacity building	212,353,974	251,370,720.700	(39,016,747)	Opening Bank Balance
KDSP Level 2 - investment	-	-	-	
Damida Grant	11,880,000	11,880,000.000	-	



**COUNTY GOVERNMENT OF LAIKIPIA - EXECUTIVE**

**FY 2020/2021 Quarterly Report and Financial Statements**

**For the 4<sup>th</sup> Quarter ended 30<sup>th</sup> June 2021**


Transforming Health Care Systems (THSUCP)	86,415,378	86,415,377.750	-
Agricultural Sector Development Support Programme (ASDSP)	12,417,623	34,357,177.000	(21,939,554)
Opening Balance	18,782.50	20,810,227	(20,791,444)
<b>GRAND TOTAL</b>	<b>6,135,512,463</b>	<b>6,420,707,993</b>	<b>(285,195,531)</b>

*This table explains the variance in revenue between the two statements and further confirms the explanation given on surplus under the Statement of Receipts and Payments*

The financial statements were approved on \_\_\_\_\_ 2021 and signed by:



Chief Officer – Finance Economic Planning  
and County Development  
Name: Paul Njenga



Assistant Director – Financial Reporting  
Name: Mishek M. Gacheru  
ICPAK Member No. 26623



**COUNTY GOVERNMENT OF LAIKIPIA - EXECUTIVE**

**FY 2020/2021 Quarterly Report and Financial Statements**

**For the 4<sup>th</sup> Quarter ended 30<sup>th</sup> June 2021**

**XI. STATEMENT OF APPROPRIATION: BUDGET & ACTUAL AMOUNTS: RECURRENT**

Receipt/Expense Item	Original Budget	Adjustments	2020/2021 Approved Budget Estimates	Actual Q1 2020/2021	Actual Q2 2020/2021	Actual Q3 2020/2021	Actual Q4 2020/2021	Actual cumulative to Q4 2020/2021	Budget utilization difference to Q4 2020/2021	Budget utilization to Q4 2020/2021 (%)
	A	B	C=(A+B)	D	E	F	G	H = B+C+D+E	I = A-H	J = (H/A)
<b>RECEIPTS</b>										
Equitable Share	3,381,392,000	(456,932,000)	2,924,460,000	-	965,071,800	731,115,000	1,228,273,200	2,924,460,000	-	100%
Proceeds from Domestic Grants	101,312,208	(54,654,000)	46,658,208	-	-	-	9,968,208	9,968,208	36,690,000	21%
Proceeds from Foreign Grants	334,372,782	(43,601,747)	290,771,035	73,448,617	7,325,200	101,239,864	219,194,809	401,208,490	(110,437,455)	138%
County Own Generated Revenues	704,812,500	-	704,812,500	86,079,093	140,002,084	177,028,879	185,167,587	588,277,642	116,534,858	83%
Equitable Share (opening balance)	-	160,884,355	160,884,355	160,884,355	-	-	-	160,884,355	-	100%
Emergency bank balances	-	15,128,807	15,128,807	15,128,807	-	-	-	15,128,807	-	100%
CRF Returns	-	-	-	1,959,179	-	-	-	1,959,179	(1,959,179)	-
<b>TOTAL</b>	<b>4,521,889,490</b>	<b>(379,174,585)</b>	<b>4,142,714,905</b>	<b>337,500,051</b>	<b>1,112,399,084</b>	<b>1,009,383,743</b>	<b>1,642,603,804</b>	<b>4,101,886,681</b>	<b>40,828,224</b>	<b>99%</b>
<b>PAYMENTS</b>										
Compensation of Employees	2,802,311,605	55,688,820	2,858,000,425	257,386,235	898,289,847	501,591,381	1,090,483,838	2,747,751,301	110,249,124	96%
Use of goods and services	986,052,260	(15,296,502)	970,755,758	106,080,732	118,349,050	295,544,710	245,208,494	765,182,986	205,572,772	79%
Transfers to Government Entities	895,940,966	(52,739,000)	843,201,966	73,371,427	237,283,007	179,259,952	356,697,670	846,612,056	(3,410,090)	100%
Other grants and transfers	53,500,000	-	53,500,000	-	-	100,000	25,994,000	26,094,000	27,406,000	49%
Social Benefits	21,000,000	-	21,000,000	-	-	-	-	-	21,000,000	-
Other Payments	15,540,051	29,588,756	45,128,807	14,719,202	735,000	14,692,500	3,539,635	33,686,337	11,442,471	75%
Acquisition of Assets	37,848,496	(16,352,283)	21,496,213	-	6,694,600	11,174,501	2,029,203	19,898,304	1,597,909	93%
<b>TOTAL</b>	<b>4,812,193,378</b>	<b>889,791</b>	<b>4,813,083,169</b>	<b>451,557,596</b>	<b>1,261,351,504</b>	<b>1,002,363,044</b>	<b>1,723,952,839</b>	<b>4,439,224,983</b>	<b>373,858,186</b>	<b>92%</b>
<b>SURPLUS/DEFICIT</b>	<b>(290,303,888)</b>	<b>(380,064,376)</b>	<b>(670,368,264)</b>	<b>(114,057,546)</b>	<b>(148,952,420)</b>	<b>7,020,699</b>	<b>(81,349,036)</b>	<b>(337,338,302)</b>	<b>(333,029,962)</b>	

• Remarks on budget realization and utilization are as stated under Table X above (Statement of Appropriation: Recurrent and Development Combined)

**COUNTY GOVERNMENT OF LAIKIPIA - EXECUTIVE**

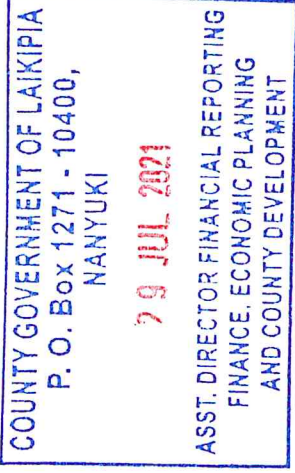
**FY 2020/2021 Quarterly Report and Financial Statements**

**For the 4<sup>th</sup> Quarter ended 30<sup>th</sup> June 2021**

The financial statements were approved on \_\_\_\_\_ 2021 and signed by:



Chief Officer – Finance Economic Planning  
and County Development  
Name: Paul Njenga



Assistant Director – Financial Reporting  
Name: Mishek M. Gacheru  
ICPAK Member No. 26623



**COUNTY GOVERNMENT OF LAIKIPIA - EXECUTIVE**

**FY 2020/2021 Quarterly Report and Financial Statements**

**For the 4<sup>th</sup> Quarter ended 30<sup>th</sup> June 2021**

**XII. STATEMENT OF APPROPRIATION: BUDGET & ACTUAL AMOUNTS: DEVELOPMENT**

Receipt/Expense Item	Original Budget	Adjustments	2020/2021 Approved Budget Estimates	Actual Q1 2020/2021	Actual Q2 2020/2021	Actual Q3 2020/2021	Actual Q4 2020/2021	Actual cumulative to Q4 2020/2021	Budget utilization difference to Q4 2020/2021	Budget utilization on to Q4 2020/2021 (%)
	A	B	C=(A+B)	D	E	F	G	H = B+C+D+E	I = A-H	J = (H/A)
<b>RECEIPTS</b>										
Equitable Share	1,449,168,000	(195,828,000)	1,253,340,000	-	413,602,200	313,335,000	526,402,800	1,253,340,000	-	100%
Proceeds from Domestic Grants	381,394,855	-	381,394,855	59,143,046	-	80,852,766	80,852,766	220,848,578	160,546,277	58%
Proceeds from Foreign Grants	536,816,291	168,472,754	705,289,045	264,960,747	100,455,119	-	158,117,516	523,533,381	181,755,664	74%
County Own Generated Revenues	302,062,500	-	302,062,500	36,891,040	60,000,893	75,869,519	79,357,537	252,118,991	49,943,509	83%
Equitable Share (opening balance)	-	68,950,438	68,950,438	68,950,438	-	-	-	68,950,438	-	0%
Emergency bank balances	-	-	-	-	-	-	-	-	-	0%
CRF Returns	-	-	-	29,923	-	-	-	29,923	(29,923)	0%
<b>TOTAL</b>	<b>2,669,441,646</b>	<b>41,595,192</b>	<b>2,711,036,838</b>	<b>429,975,195</b>	<b>574,058,212</b>	<b>470,057,285</b>	<b>844,730,619</b>	<b>2,318,821,311</b>	<b>392,215,527</b>	<b>86%</b>
<b>PAYMENTS</b>										
Compensation of Employees	-	-	-	-	-	-	-	-	-	0%
Use of goods and services	127,464,626	58,850,042	186,314,668	-	22,249,406	41,591,898	43,266,442	107,107,746	79,206,922	57%
Transfers to County Entities	1,071,773,218	(145,000,000)	926,773,218	11,501,044	49,281,185	138,009,412	329,922,326	528,713,967	398,059,251	57%
Other grants and transfers	88,250,000	(6,800,000)	81,450,000	-	30,000,000	9,050,000	9,000,000	48,050,000	33,400,000	59%
Social Benefits	-	-	-	-	-	-	-	-	-	0%
Other Payments	-	-	-	-	-	-	-	-	-	0%
Acquisition of Assets	1,820,242,199	(345,865,168)	1,474,377,031	22,921,703	301,002,236	71,212,860	337,828,576	732,965,375	741,411,656	50%
<b>TOTAL</b>	<b>3,107,730,043</b>	<b>(438,815,126)</b>	<b>2,668,914,917</b>	<b>34,422,747</b>	<b>402,532,827</b>	<b>259,864,170</b>	<b>720,017,344</b>	<b>1,416,837,088</b>	<b>1,252,077,829</b>	<b>53%</b>
<b>SURPLUS/DEFICIT</b>	<b>(438,288,397)</b>	<b>480,410,318</b>	<b>42,121,921</b>	<b>395,552,448</b>	<b>171,525,385</b>	<b>210,193,115</b>	<b>124,713,275</b>	<b>901,984,223</b>	<b>(859,862,302)</b>	

• Remarks on budget realization and utilization are as stated under Table X above (Statement of Appropriation: Recurrent and Development Combined)



**COUNTY GOVERNMENT OF LAIKIPIA - EXECUTIVE**

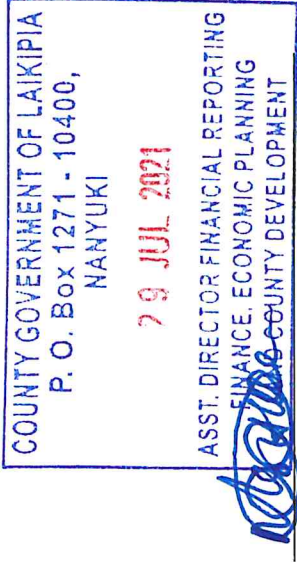
**FY 2020/2021 Quarterly Report and Financial Statements**

**For the 4<sup>th</sup> Quarter ended 30<sup>th</sup> June 2021**

The financial statements were approved on \_\_\_\_\_ 2021 and signed by:



Chief Officer – Finance Economic  
and County Development  
Name: Paul Njenga



Assistant Director – Financial Reporting  
Name: Mishek M. Gacheru  
ICPAK Member No. 26623

## COUNTY GOVERNMENT OF LAIKIPIA - EXECUTIVE

FY 2020/2021 Quarterly Report and Financial Statements

For the 4<sup>th</sup> Quarter ended 30<sup>th</sup> June 2021

### XIII. BUDGET EXECUTION BY PROGRAMMES AND SUB-PROGRAMMES

Program	Sub Program	Description	Original Budget	Adjustments	Final Budget	Q4 Actual	Cumulative Actual	Budget utilization difference	% Utilization
			KShs	KShs	KShs	KShs	KShs	KShs	%
103004510		General Administration Services & County Affairs Management	106,952,627	(7)	106,952,620	37,247,371	54,305,121	52,647,499	51%
	103014510	Use of goods and services	56,616,027	(7)	56,616,020	8,814,062	15,940,942	40,675,078	28%
	103024510	Finance Services	2,790,000	47,546,600	50,336,600	210,400	1,352,400	48,984,200	3%
	103034510	Agriculture Sector Extension Management	47,546,600	(47,546,600)	-	28,222,909	37,011,779	(37,011,779)	0%
104004510		Livestock Productivity Improvement Program	418,422,585	(7,929,442)	410,493,143	81,813,640	174,552,959	231,080,184	43%
	104024510	Livestock Production and Management	4,273,872	(1,889,242)	2,384,630	478,950	478,950	1,905,680	20%
	104034510	Livestock and Value Addition	-	3,000,000	3,000,000	-	-	3,000,000	0%
	104044510	Animal Health and Disease Management and Control	414,148,713	(13,900,200)	400,248,513	81,334,690	174,074,009	226,174,504	43%
	104054510	Livestock Breeds Improvement Services	-	4,860,000	4,860,000	-	-	4,860,000	
110004510		Fisheries Productivity Program	11,175,863	(10,560,000)	615,863	384,362	384,362	231,501	62%
	110014510	Fish Pond Farming	11,175,863	(10,560,000)	615,863	384,362	384,362	231,501	62%
112004510		Physical Planning Services	27,696,000	-	27,696,000	317,400	14,108,500	13,587,500	51%
	112014510	Survey Equipment	17,696,000	-	17,696,000	317,400	14,108,500	3,587,500	80%
	112024510	County Spatial plan preparation	10,000,000	-	10,000,000	-	-	10,000,000	0%
113004510		Housing Development	4,000,000	-	4,000,000	949,500	1,106,000	2,894,000	28%
	113024510	Housing policy development	4,000,000	-	4,000,000	949,500	1,106,000	2,894,000	28%
114004510		Public Works Service Delivery Improvement	4,200,000	-	4,200,000	1,323,000	2,091,950	2,108,050	50%
	114044510	County Building Construction Standards	4,200,000	-	4,200,000	1,323,000	2,091,950	2,108,050	50%
115004510		Road Network Improvement	665,542,294	(236,187,011)	429,355,283	177,615,545	305,928,726	123,426,557	71%
	115014510	Road network development	399,149,511	(209,149,511)	190,000,000	53,387,196	139,649,136	50,350,864	73%
	115034510	Road Network Maintenance	192,592,783	8,000,000	200,592,783	106,516,785	137,585,526	63,007,257	69%
	115044510	Heavy Equipment Maintenance	15,000,000	(7,287,500)	7,712,500	471,724	2,654,224	5,058,276	34%

**COUNTY GOVERNMENT OF LAIKIPIA - EXECUTIVE**

**FY 2020/2021 Quarterly Report and Financial Statements**

**For the 4<sup>th</sup> Quarter ended 30<sup>th</sup> June 2021**

115064510	Road Reserve Maintenance	10,000,000	(10,000,000)	-	3,739,840	3,739,840	(3,739,840)	0%
115094510	Urban Development	40,000,000	(17,750,000)	22,250,000	13,500,000	13,500,000	8,750,000	61%
115114510	Municipal boards and administration services	8,800,000	-	8,800,000	-	8,800,000	-	100%
<b>116004510</b>	<b>Critical infrastructure rehabilitation and construction</b>	<b>16,000,000</b>	<b>8,000,000</b>	<b>24,000,000</b>	-	-	<b>24,000,000</b>	<b>0%</b>
116014510	Inter ward bridge construction program	16,000,000	8,000,000	24,000,000	-	-	24,000,000	0%
<b>117004510</b>	<b>Crop development and management</b>	<b>105,160,005</b>	<b>(4,500,000)</b>	<b>100,660,005</b>	<b>14,175,075</b>	<b>15,968,564</b>	<b>84,691,441</b>	<b>16%</b>
117024510	Land and Crop Productivity Enhancement and Management	11,997,561	(4,500,000)	7,497,561	727,750	968,440	6,529,121	13%
117034510	Irrigation Development and management	705,287	-	705,287	-	-	705,287	0%
117044510	Strategic Food Security Service	92,457,157	-	92,457,157	13,447,325	15,000,125	77,457,032	16%
<b>118004510</b>	<b>Renewable/Green energy services</b>	<b>1,036,268</b>	<b>-</b>	<b>1,036,268</b>	<b>139,900</b>	<b>258,100</b>	<b>778,168</b>	<b>25%</b>
118014510	County renewable/Green energy services	1,036,268	-	1,036,268	139,900	258,100	778,168	25%
<b>301004510</b>	<b>General administration and planning services</b>	<b>11,316,496</b>	<b>(2)</b>	<b>11,316,494</b>	<b>1,411,200</b>	<b>4,992,056</b>	<b>6,324,439</b>	<b>44%</b>
301014510	Use of goods and services	9,316,496	150,000	9,466,496	751,200	3,492,396	5,974,101	37%
301024510	Infrastructure development	1,500,000	(150,002)	1,349,998	560,000	1,292,660	57,338	96%
301044510	Policy Implementation	500,000	-	500,000	100,000	207,000	293,000	41%
<b>302004510</b>	<b>Co-operative development</b>	<b>24,006,679</b>	<b>-</b>	<b>24,006,679</b>	<b>885,000</b>	<b>3,120,900</b>	<b>20,885,779</b>	<b>13%</b>
302014510	Co-operative movement support initiative	19,500,000	(244,700)	19,255,300	730,000	1,706,500	17,548,800	9%
302034510	Research and Development	4,506,679	244,700	4,751,379	155,000	1,414,400	3,336,979	30%
<b>303004510</b>	<b>Industrialization development</b>	<b>83,000,000</b>	<b>(8,000,000)</b>	<b>75,000,000</b>	<b>9,000,000</b>	<b>48,167,500</b>	<b>26,832,500</b>	<b>64%</b>
303014510	Industrial mapping and promotion initiative	8,000,000	(8,000,000)	-	-	-	-	0%
303024510	Enterprise development	75,000,000	-	75,000,000	9,000,000	48,167,500	26,832,500	64%
<b>304004510</b>	<b>Trade development</b>	<b>19,940,271</b>	<b>(7,770,471)</b>	<b>12,169,800</b>	<b>2,764,907</b>	<b>7,006,480</b>	<b>5,163,320</b>	<b>58%</b>
304014510	Trade promotion services	6,840,271	(3,926,271)	2,914,000	425,338	817,338	2,096,662	28%
304044510	Metrological Lab-weights and measures	2,500,000	(1,394,200)	1,105,800	-	653,903	451,897	59%
304054510	Investment Promotion and County Branding	10,600,000	(2,450,000)	8,150,000	2,339,569	5,535,239	2,614,761	68%



## COUNTY GOVERNMENT OF LAIKIPIA - EXECUTIVE

### FY 2020/2021 Quarterly Report and Financial Statements

For the 4<sup>th</sup> Quarter ended 30<sup>th</sup> June 2021

305004510		Tourism development	8,792,275	(850,000)	7,942,275	226,317	1,344,817	6,597,458	17%
	305014510	Tourism promotion initiatives	5,292,275	(850,000)	4,442,275	226,317	1,344,817	3,097,458	30%
	305024510	Tourism Infrastructural Development	3,500,000	-	3,500,000	-	-	3,500,000	0%
401004510		<b>Health services improvement</b>	384,588,997	(60,122,265)	324,466,732	114,829,690	253,895,355	70,571,377	78%
	401014510	Health infrastructure development initiative	50,832,955	-	50,832,955	4,651,400	44,505,800	6,327,155	88%
	401024510	Primary healthcare care support initiative	24,004,435	(22,506,163)	1,498,272	403,059	403,059	1,095,213	27%
	401034510	Emergency response services	34,568,787	(30,954,757)	3,614,030	688,553	688,553	2,925,477	19%
	401064510	Emergency Referral and Rehabilitative Services	133,421,416	-	133,421,416	59,699,418	125,775,598	7,645,818	94%
	401074510	Essential Health Institutions and Services	138,761,404	(6,500,000)	132,261,404	49,374,640	82,509,724	49,751,680	62%
	401084510	Health training Centre infrastructural development	3,000,000	(161,345)	2,838,655	12,621	12,621	2,826,034	0%
402004510		<b>General administrative &amp; planning services</b>	86,465,000	(3)	86,464,997	10,357,358	73,678,501	12,786,496	85%
	402014510	Use of goods and services	80,465,000	-	80,465,000	9,277,458	69,850,423	10,614,577	87%
	402024510	Human Resource for Health Management and development	1,000,000	-	1,000,000	693,900	987,560	12,440	99%
	402054510	Health policy, governance, planning and financing	4,500,000	-	4,500,000	286,000	2,740,518	1,759,482	61%
	402064510	Health information standards and quality assurance	500,000	(3)	499,997	100,000	100,000	399,997	20%
405004510		<b>Preventive health services</b>	290,030,277	(59,239,000)	230,791,277	44,449,080	131,141,297	99,649,980	57%
	405014510	Family Planning, maternal, and child health services	3,300,000	-	3,300,000	580,000	1,601,600	1,698,400	49%
	405024510	Non-communicable diseases control and prevention	800,000	-	800,000	-	403,000	397,000	50%
	405034510	Public health promotion and nutrition services	5,300,000	-	5,300,000	2,615,530	4,468,880	831,120	84%
	405044510	Community health Strategy, Advocacy and surveillance	240,630,277	(59,239,000)	181,391,277	24,415,053	96,013,292	85,377,985	53%
	405064510	Social Health Insurance Scheme	40,000,000	-	40,000,000	16,838,497	28,654,525	11,345,475	72%
502004510		<b>General Administration Services &amp; County Affairs Management</b>	7,577,793	(1)	7,577,792	2,638,416	4,873,128	2,704,664	64%
	502014510	Use of goods and services	5,777,793	(1)	5,777,792	2,059,566	3,450,228	2,327,564	60%

## COUNTY GOVERNMENT OF LAIKIPIA - EXECUTIVE

### FY 2020/2021 Quarterly Report and Financial Statements

For the 4<sup>th</sup> Quarter ended 30<sup>th</sup> June 2021

502044510	Personnel Services	1,800,000	-	1,800,000	578,850	1,422,900	377,100	79%
<b>505004510</b>	<b>Information Communication and Technology</b>	<b>8,000,000</b>	<b>-</b>	<b>8,000,000</b>	<b>5,577,059</b>	<b>6,839,259</b>	<b>1,160,741</b>	<b>85%</b>
505014510	ICT infrastructure improvement	8,000,000	-	8,000,000	5,577,059	6,839,259	1,160,741	85%
<b>507004510</b>	<b>Sports, Arts and Social Services</b>	<b>17,700,000</b>	<b>(4,700,000)</b>	<b>13,000,000</b>	<b>4,500,761</b>	<b>6,071,852</b>	<b>6,928,148</b>	<b>47%</b>
507014510	Talent Development Services	500,000	-	500,000	214,450	214,450	285,550	43%
507024510	Sports Facility Development	7,500,000	-	7,500,000	3,257,231	3,606,031	3,893,969	48%
507034510	Sports Promotion Service	7,200,000	(4,700,000)	2,500,000	136,000	306,000	2,194,000	12%
507044510	Laikipia Rehabilitation Center Infrastructure	2,500,000	-	2,500,000	893,080	1,945,371	554,629	78%
<b>511004510</b>	<b>Education and Training</b>	<b>212,782,988</b>	<b>(50,902,193)</b>	<b>161,880,795</b>	<b>48,056,649</b>	<b>76,066,834</b>	<b>85,813,961</b>	<b>47%</b>
511014510	Vocational Education and Training	147,680,795	(7,800,000)	139,880,795	47,926,749	75,936,935	63,943,860	54%
511024510	Collaboration and partnerships on skills and technology transfer	3,500,000	(2,500,000)	1,000,000	-	-	1,000,000	0%
511034510	Early Childhood Education Development	49,500,000	(29,500,000)	20,000,000	129,900	129,900	19,870,100	1%
511054510	Basic Education School Infrastructure Support	12,102,193	(11,102,193)	1,000,000	-	-	1,000,000	0%
<b>701004510</b>	<b>General Administration and Planning Services</b>	<b>3,089,507,605</b>	<b>43,000,000</b>	<b>3,132,507,605</b>	<b>1,155,323,295</b>	<b>2,910,487,555</b>	<b>222,020,050</b>	<b>93%</b>
701024510	HQ- Administrative services	50,000,000	-	50,000,000	12,107,937	12,107,937	37,892,063	24%
701034510	County Administration-Laikipia East	4,000,000	-	4,000,000	1,393,517	3,405,605	594,395	85%
701044510	County Administration-Laikipia West	4,000,000	-	4,000,000	1,114,700	3,379,400	620,600	84%
701054510	County Administration-Laikipia North	2,000,000	-	2,000,000	655,000	955,000	1,045,000	48%
701064510	Compensation to Employees	3,029,507,605	43,000,000	3,072,507,605	1,140,052,141	2,890,639,614	181,867,991	94%
<b>702004510</b>	<b>County Administration Management Program</b>	<b>84,451,997</b>	<b>(36,845,346)</b>	<b>47,606,651</b>	<b>30,750,628</b>	<b>49,016,361</b>	<b>(1,409,710)</b>	<b>103%</b>
702054510	Public participation	19,052,452	-	19,052,452	7,481,138	14,699,317	4,353,135	77%
702064510	Decentralized Services	53,099,545	(36,845,346)	16,254,199	19,688,731	24,337,731	(8,083,532)	150%
702074510	Fleet and Logistics	5,800,000	-	5,800,000	2,034,138	5,577,638	222,362	96%
702084510	County services delivery and result reporting	6,500,000	-	6,500,000	1,546,621	4,401,675	2,098,325	68%
<b>704004510</b>	<b>Administration and County</b>	<b>20,000,000</b>	<b>-</b>	<b>20,000,000</b>	<b>-</b>	<b>18,615,639</b>	<b>1,384,361</b>	<b>93%</b>





**COUNTY GOVERNMENT OF LAIKIPIA - EXECUTIVE**  
**FY 2020/2021 Quarterly Report and Financial Statements**  
**For the 4<sup>th</sup> Quarter ended 30<sup>th</sup> June 2021**

		Officers										
<b>721004510</b>			<b>Economic planning services</b>	<b>1,580,000</b>			<b>1,580,000</b>		<b>531,800</b>	<b>1,400,700</b>	<b>179,300</b>	<b>89%</b>
	721094510		Integrated Monitoring and Evaluation Services	1,580,000	-		1,580,000		531,800	1,400,700	179,300	89%
<b>722004510</b>			<b>Human Capital Management and Development</b>	<b>24,181,629</b>			<b>24,181,629</b>		<b>4,424,333</b>	<b>13,465,063</b>	<b>10,716,566</b>	<b>56%</b>
	722024510		County Public Service Board	19,781,629	-		19,781,629		2,711,090	9,975,820	9,805,809	50%
	722034510		Information and Records management	4,400,000	-		4,400,000		1,713,243	3,489,243	910,757	79%
<b>723004510</b>			<b>Security and policing support services</b>	<b>25,000,000</b>	<b>(3,099,500)</b>		<b>21,900,500</b>		<b>3,895,018</b>	<b>13,291,342</b>	<b>8,609,158</b>	<b>61%</b>
	723024510		Urban Facilities Management Services	25,000,000	(3,099,500)		21,900,500		3,895,018	13,291,342	8,609,158	61%
<b>724004510</b>			<b>County Assembly-oversight Authority</b>	<b>596,786,041</b>			<b>596,786,041</b>		<b>259,122,660</b>	<b>567,592,777</b>	<b>29,193,264</b>	<b>95%</b>
	724014520		Transfer to County Assembly	596,786,041	-		596,786,041		259,122,660	567,592,777	29,193,264	95%
<b>725004510</b>			<b>Public Finance Management Services</b>	<b>25,094,223</b>			<b>25,094,223</b>		<b>6,319,869</b>	<b>16,766,876</b>	<b>8,327,347</b>	<b>67%</b>
	725024510		Supply Chain Management Services	14,394,223	-		14,394,223		3,363,624	9,074,024	5,320,199	63%
	725034510		Internal Audit Services	9,000,000	-		9,000,000		2,500,968	6,393,775	2,606,225	71%
	725044510		Budget Management	1,700,000	-		1,700,000		455,277	1,299,077	400,923	76%
<b>726004510</b>			<b>Development Planning Services</b>	<b>44,116,921</b>			<b>44,116,921</b>		<b>16,306,569</b>	<b>37,369,123</b>	<b>6,747,798</b>	<b>85%</b>
	726024510		Participatory Budgeting support services	12,333,899	-		12,333,899		4,247,500	10,879,886	1,454,013	88%
	726034510		Research Statistics and Documentation services	10,120,000	-		10,120,000		3,882,547	7,602,965	2,517,035	75%
	726044510		Programme monitoring and Evaluation	8,000,000	-		8,000,000		3,763,500	6,573,250	1,426,750	82%
	726064510		Strategic Partnership and Collaboration	13,663,022	-		13,663,022		4,413,022	12,313,022	1,350,000	90%
<b>1001004510</b>			<b>Water supply management</b>	<b>200,123,342</b>	<b>(95,940,478)</b>		<b>104,182,864</b>		<b>17,824,308</b>	<b>21,074,564</b>	<b>83,108,300</b>	<b>20%</b>
	1001024510		Water supply projects	200,123,342	(95,940,478)		104,182,864		17,824,308	21,074,564	83,108,300	20%
<b>1003004510</b>			<b>General administration and support services</b>	<b>19,000,000</b>	<b>(2,546,114)</b>		<b>16,453,886</b>		<b>3,628,851</b>	<b>11,487,956</b>	<b>4,965,930</b>	<b>70%</b>
	1003014510		Goods and services	15,500,000	(2,000,001)		13,499,999		2,978,409	9,258,954	4,241,045	69%
	1003024510		Personnel Services	2,500,000	-		2,500,000		52,000	1,507,100	992,900	60%
	1003034510		Strategic Project Monitoring and	1,000,000	(546,113)		453,887		598,442	721,902	(268,015)	159%



**COUNTY GOVERNMENT OF LAIKIPIA - EXECUTIVE**  
**FY 2020/2021 Quarterly Report and Financial Statements**  
**For the 4<sup>th</sup> Quarter ended 30<sup>th</sup> June 2021**

**XIV. COUNTY OWN GENERATED REVENUE PERFORMANCE STATEMENT**

Description	Approved Budget 2020/21	Budget - Q4 2020/21	Actual - Q1 2020/21	Actual - Q2 2020/21	Actual - Q3 2020/21	Actual - Q4 2020/21	Cumulative Actual to Q4 2020/2021	2020/2021 Budget Realization
	A	B	C	D	E	F	G=C+D+E+F	H = G/A
	Ksh	Ksh	Ksh	Ksh	Ksh	Ksh	Ksh	Ksh
<b>RECEIPTS</b>								
Land Rates	90,000,000	36,000,000	2,528,478	7,972,629	43,816,498	41,694,551	96,012,156	107%
Business Permits	100,000,000	40,000,000	10,108,169	6,508,318	48,367,352	35,006,170	99,990,009	100%
Cesses	37,700,000	15,080,000	4,658,790	12,950,790	7,294,220	6,928,827	31,832,627	84%
Plot Rents	13,000,000	5,200,000	242,301	518,027	1,722,032	1,105,469	3,587,829	28%
Administrative Service Fees	10,300,000	4,120,000	3,832,100	1,701,600	4,143,800	6,541,100	16,218,600	157%
County's Natural Resources Exploitation	98,675,000	39,470,000	13,874,370	26,675,683	23,203,536	25,423,007	89,176,596	90%
Market/Trade Centre Fee	18,000,000	7,200,000	2,318,935	5,487,015	4,419,215	2,658,742	14,883,907	83%
Vehicle Parking Fees	96,000,000	38,400,000	7,417,725	19,536,815	21,238,735	19,307,782	67,501,057	70%
Housing & Social Premises Use	22,000,000	8,800,000	3,419,797	6,795,003	6,184,235	4,970,809	21,369,844	97%
Social Premises Use Charges	200,000	80,000	3,000	14,300	40,000	600	57,900	29%
Education Fees	30,000,000	12,000,000	-	3,423,000	3,162,000	3,798,000	10,383,000	35%
Public Health Services	370,000,000	148,000,000	63,310,117	79,373,128	58,066,331	82,996,456	283,746,032	77%
Slaughter Houses Administration	30,500,000	12,200,000	2,509,040	6,239,000	4,549,160	4,357,290	17,654,490	58%



**COUNTY GOVERNMENT OF LAIKIPIA - EXECUTIVE**

**FY 2020/2021 Quarterly Report and Financial Statements**

**For the 4<sup>th</sup> Quarter ended 30<sup>th</sup> June 2021**

Technical Services Fees	53,000,000	21,200,000	5,948,336	14,853,020	18,986,795	11,794,641	51,582,792	97%
External Services Fees	8,000,000	3,200,000	678,050	559,700	1,861,390	2,123,580	5,222,720	65%
Various Fees	19,500,000	7,800,000	2,120,925	2,344,949	5,843,100	14,490,500	24,799,474	127%
Disposal of Assets	10,000,000	4,000,000	-	5,050,000	-	1,327,600	6,377,600	64%
<b>TOTAL</b>	<b>1,006,875,000</b>	<b>402,750,000</b>	<b>122,970,133</b>	<b>200,002,977</b>	<b>252,898,399</b>	<b>264,525,124</b>	<b>840,396,633</b>	<b>83%</b>

*The county had an increased OSR realization in quarter 4 compared to the previous three quarters of 2020/21*

The financial statements were approved on \_\_\_\_\_ 2021 and signed by:



Chief Officer – Finance and Economic Planning  
and County Development  
Name: Paul Njenga



*[Handwritten Signature]*

Assistant Director – Financial Reporting  
Name: Mishek M. Gacheru  
ICPAK Member No. 26623

## COUNTY GOVERNMENT OF LAIKIPIA - EXECUTIVE

Reports and Financial Statements  
For the 4<sup>th</sup> Quarter ended 30<sup>th</sup> June 2021

### XV. NOTES TO THE FINANCIAL STATEMENTS

#### 1 EQUITABLE SHARE

Description	Q1 2020/21	Q2 2020/21	Q3 2020/21	Q4 2020/21	Cumulative FY 2020/21	Comparative Cum to Q4 2019/20
	Kshs	Kshs	Kshs	Kshs	Kshs	Kshs
Total Equitable Share disbursements - Executive	178,538,856	1,232,017,056	933,932,764	1,495,553,340	3,840,042,016	3,291,382,119
Total Equitable Share disbursements - Assembly	51,295,937.00	146,656,944	110,517,236	259,122,660	567,592,777	527,127,081
<b>TOTAL</b>	<b>229,834,793</b>	<b>1,378,674,000</b>	<b>1,044,450,000</b>	<b>1,754,676,000</b>	<b>4,407,634,793</b>	<b>3,818,509,200</b>

The County's approved supplementary budget for Equitable Share in FY 2020/21 is Ksh. 4,177,800,000 of which Ksh. 3,581,013,959 is for the Executive while Ksh. 596,786,041 is for the Assembly. In the 4<sup>th</sup> Quarter, the County received Ksh. 1,754,676,000 being Equitable Share disbursement; by the end of the 4<sup>th</sup> Quarter the County had received its full allocation. The County revised its equitable share budget through a supplementary budget to align it to the reviewed allocation from 4.8 billion to 4.1 billion.

The Ksh 229,834,793 received in quarter one was equitable share attributable to FY 2019/20

#### 2 TRANSFERS FROM NATIONAL GOVERNMENT ENTITIES (DOMESTIC GRANTS)

Description	Q1 2020/21	Q2 2020/21	Q3 2020/21	Q4 2020/21	Cumulative FY 2020/21	Comparative Cum to Q4 2019/20
	Kshs	Kshs	Kshs	Kshs	Kshs	Kshs
<b>Domestic Grants</b>						
Leasing of medical equipment	-	-	-	-	-	131,914,894
Abolishment of user fees in health centers and dispensaries	-	-	-	9,968,208	9,968,208	9,968,208
Youth Polytechnics (Rehabilitation of village polytechnics)	-	-	9,159,947	9,159,947	18,319,894	31,908,298
Road Maintenance Levy Fund	-	-	71,692,819	71,692,819	143,385,638	118,589,624
Covid-19 Grant	-	-	-	-	-	91,344,000
<b>Transfers from Counties</b>						

## COUNTY GOVERNMENT OF LAIKIPIA - EXECUTIVE

### FY 2020/2021 Quarterly Report and Financial Statements

#### For the 4<sup>th</sup> Quarter ended 30<sup>th</sup> June 2021

Laikipia County Deposit Account	-	-	-	-	-	-
<b>TOTAL</b>	-	-	<b>80,852,766</b>	<b>90,820,974</b>	<b>171,673,740</b>	<b>383,725,024</b>

*The County's approved budget for Domestic Grants in FY 2020/21 is Kshs. 428,053,063. By the end of the 4<sup>th</sup> quarter, The County had received Kshs 171,673,740. Opening balances included Kshs. 9,935,901 for VTC grants and Kshs. 49,207,145 for RMLF. See Table 2 under CECM forward for a detailed analysis.*

### 3 PROCEEDS FROM FOREIGN GRANTS

Description	Q1 2020/21		Q2 2020/21		Q3 2020/21		Q4 2020/21		Cumulative FY 2020/21		Comparative Cum to Q4 2019/20	
	Kshs	Kshs	Kshs	Kshs	Kshs	Kshs	Kshs	Kshs	Kshs	Kshs	Kshs	Kshs
<b>Grants Received from Multilateral Donors (International Organizations)</b>												
DANIDA - Universal Healthcare in Devolved Units Programme	-	5,940,000	-	-	-	-	5,940,000	-	11,880,000	-	-	12,281,250
World Bank Transforming Health Care Systems for Universal Care Project (THSUCP)	-	-	43,338,975	-	-	-	43,076,403	-	86,415,378	-	-	25,549,880
Kenya Devolution Support Programme (KDSP)	129,456,007	-	45,000,000	-	-	-	167,353,974	-	341,809,981	-	-	30,000,000
Kenya Urban Support Programme (KUSP)	-	-	-	-	-	-	27,955,677	-	27,955,677	-	-	35,761,940
Kenya Urban institutional Grant (KUIG)	-	-	-	-	-	-	-	-	-	-	-	8,800,000



## COUNTY GOVERNMENT OF LAIKIPIA - EXECUTIVE

### FY 2020/2021 Quarterly Report and Financial Statements

For the 4<sup>th</sup> Quarter ended 30<sup>th</sup> June 2021

Agriculture Sector Development Support Project (ASDSP)	-	-	10,241,489	176,134	10,417,623	16,271,019
Kenya Climate Smart Agriculture Project (KCSAP)	-	100,455,119	-	130,161,839	230,616,958	111,600,469
EU IDEAS LED	-	-	-	-	-	-
World Bank TITS Project	-	-	-	-	-	-
DANIDA COVID-19 Grant	-	-	-	-	-	4,585,000
<b>Sub Total</b>	<b>129,456,007</b>	<b>106,395,119</b>	<b>98,580,464</b>	<b>374,664,026</b>	<b>709,095,616</b>	<b>244,849,558</b>
<b>Proceeds from domestic and foreign grants received directly by the county</b>						
UNICEF - Primary Health Care Grant	-	1,385,200	659,400	2,648,298	4,692,898	2,696,779
Agriculture Sector Development Support Project (ASDSP)	-	-	2,000,000	-	2,000,000	-
<b>Sub Total</b>	<b>-</b>	<b>1,385,200</b>	<b>2,659,400</b>	<b>2,648,298</b>	<b>6,692,898</b>	<b>2,696,779</b>
<b>TOTAL</b>	<b>129,456,007</b>	<b>107,780,319</b>	<b>101,239,864</b>	<b>377,312,324</b>	<b>715,788,514</b>	<b>247,546,337</b>

The County's approved budget for Foreign Grants in FY 2020/21 is Kshs. 996,060,080. By the end of the 4<sup>th</sup> quarter, The County had received grants amounting to Kshs 586,332,507. The County had opening balances of Kshs. 39,016,747 KDSP Level 1, Kshs. 8,800,000 for KUIG, Kshs. 35,761,940 for KUSP, Kshs. 61,229,861 for KSCAP, Kshs. 21,939,554 ASDSP and Kshs. 38,512,939 for EU Ideas Led. See Table 2 under CECM forward for a detailed analysis

## COUNTY GOVERNMENT OF LAIKIPIA - EXECUTIVE

FY 2020/2021 Quarterly Report and Financial Statements

For the 4<sup>th</sup> Quarter ended 30<sup>th</sup> June 2021

### 4 SUMMARY OF COUNTY OWN GENERATED REVENUES

Description	Q1 2020/21		Q2 2020/21		Q3 2020/21		Q4 2020/21		Cumulative FY 2020/21		Comparative Cum to Q4 2019/20	
	Kshs		Kshs		Kshs		Kshs		Kshs		Kshs	
Land Rates	2,528,478	7,972,629	43,816,498	41,694,551	96,012,156	77,665,428						
Business Permits	10,108,169	6,508,318	48,367,352	35,006,170	99,990,009	80,219,744						
Cesses	4,658,790	12,950,790	7,294,220	6,928,827	31,832,627	22,919,615						
Plot Rents	242,301	518,027	1,722,032	1,105,469	3,587,829	1,668,870						
Administrative Service Fees	3,832,100	1,701,600	4,143,800	6,541,100	16,218,600	6,726,163						
County's natural resources	13,874,370	26,675,683	23,203,536	25,423,007	89,176,596	88,945,271						
Market/Trade Centre fees	2,318,935	5,487,015	4,419,215	2,658,742	14,883,907	9,289,806						
Vehicle Parking Fees	7,417,725	19,536,815	21,238,735	19,307,782	67,501,057	63,888,809						
Housing	3,419,797	6,795,003	6,184,235	4,970,809	21,369,844	17,887,784						
Social Premise Use Charges	3,000	14,300	40,000	600	57,900	221,400						
Education Related Fees	-	3,423,000	3,162,000	3,798,000	10,383,000	3,146,456						
Public Health Facilities Operations	63,310,117	79,373,128	58,066,331	82,996,456	283,746,032	281,139,964						
Slaughter Houses Administration	2,509,040	6,239,000	4,549,160	4,357,290	17,654,490	15,288,981						
Technical Service Fees	5,948,336	14,853,020	18,986,795	11,794,641	51,582,792	42,254,323						
External Service Fees	678,050	559,700	1,861,390	2,123,580	5,222,720	3,657,497						
Encroachment fees	-	-	-	-	-	1,746,949						
Impounding charges	141,800	353,800	249,500	344,900	1,090,000	349,150						
Court fines	80,000	49,000	11,500	266,000	406,500	283,000						
Liquor licences	1,827,500	1,872,800	5,512,100	13,879,600	23,092,000	13,064,800						
Miscellaneous income	71,625	69,349	70,000	-	210,974	603,492						
Disposal of assets	-	5,050,000	-	1,327,600	6,377,600	-						
<b>TOTAL</b>	<b>122,970,133</b>	<b>200,002,977</b>	<b>252,898,399</b>	<b>264,525,124</b>	<b>840,396,633</b>	<b>730,967,503</b>						

*Compared to the previous 3 quarters and a similar period last financial year, Revenue collection had a significant increase in the 4<sup>th</sup> quarter*

## COUNTY GOVERNMENT OF LAIKIPIA - EXECUTIVE

### FY 2020/2021 Quarterly Report and Financial Statements

For the 4<sup>th</sup> Quarter ended 30<sup>th</sup> June 2021

#### 5 RETURNS TO CRF

Description	Q1 2020/21	Q2 2020/21	Q3 2020/21	Q4 2020/21	Cumulative FY 2020/21	Comparative Q4 2019/20	Comparative Cum to Q4 2019/20
	Kshs	Kshs	Kshs	Kshs	Kshs	Kshs	Kshs
County Assembly - CBK Recurrent Account	1,856	-	-	-	1,856	-	1,991,727
County Assembly - CBK Development Account	16,927	-	-	-	16,927	-	919
County Assembly - Equity Account	-	-	-	-	-	-	401,061
Doldol Sub County Hospital Revenue FIF Account - Family Bank	-	-	-	-	-	-	564,449
<b>TOTAL</b>	<b>18,783</b>	<b>-</b>	<b>-</b>	<b>-</b>	<b>18,783</b>	<b>-</b>	<b>2,958,156</b>

*This refers to funds appropriated in FY 2019/20 and transferred to expenditure accounts but remained unapplied by the close of the financial year thus transferred back to the CRF.*

#### 6 COMPENSATION OF EMPLOYEES

Description	Q1 2020/21	Q2 2020/21	Q3 2020/21	Q4 2020/21	Cumulative FY 2020/21	Comparative Cum to Q4 2019/20
	Kshs	Kshs	Kshs	Kshs	Kshs	Kshs
Basic salaries of permanent employees	(119,111,127)	(773,816,050)	(332,880,943)	(920,574,475)	(2,146,382,594)	(2,175,733,442)
Basic wages of temporary employees	(116,747,056)	(63,555,127)	(130,181,911)	(99,099,704)	(409,583,797)	(202,120,167)
Personal allowances paid as part of salary	(65,800)	(17,160)	(22,950)	(923,344)	(1,029,254)	-
Personal allowances paid as reimbursements	-	-	-	-	-	-



**COUNTY GOVERNMENT OF LAIKIPIA - EXECUTIVE**

**FY 2020/2021 Quarterly Report and Financial Statements**

**For the 4<sup>th</sup> Quarter ended 30<sup>th</sup> June 2021**

Pension and social security contributions	(21,462,253)	(60,901,511)	(38,505,577)	(69,886,316)	(190,755,656)	(203,834,671)
Compulsory national social security schemes	-				-	-
Compulsory national health insurance schemes	-				-	-
Social benefit schemes outside government	-				-	-
Other personnel payments	-				-	-
<b>TOTAL</b>	<b>(257,386,235)</b>	<b>(898,289,847)</b>	<b>(501,591,381)</b>	<b>(1,090,483,838)</b>	<b>(2,747,751,301)</b>	<b>(2,581,688,280)</b>

*In the 4<sup>th</sup> quarter, the county incurred Ksh 1,090,483,838 for compensation of employees. The substantial increase compared to the previous 3 quarters and the comparative quarter 4 of FY 2019/20 was due to clearing of salary refunds to financial institutions that had accrued from the 3<sup>rd</sup> quarter and the terminal dues paid to staff that proceeded to early retirement.*

**7 USE OF GOODS AND SERVICES**

Description	Q1 2020/21	Q2 2020/21	Q3 2020/21	Q4 2020/21	Cumulative FY 2020/21	Comparative Cum to Q4 2019/20
	Kshs	Kshs	Kshs	Kshs	Kshs	Kshs
Utilities, supplies and services	(9,424,765)	(5,364,395)	(9,732,040)	(7,793,017)	(32,314,217)	(40,644,318)
Communication, supplies and services	(957,091)	(5,393,275)	(1,203,860)	(8,239,084)	(15,793,311)	(18,346,693)
Domestic travel and subsistence	(21,460,458)	(26,152,211)	(17,542,424)	(33,364,287)	(98,519,380)	(161,173,277)
Foreign travel and subsistence	(1,070,380)	(2,549,544)	-	(338,270)	(3,958,194)	(10,572,457)
Printing, advertising and information supplies & services	(6,039,689)	(3,756,445)	(8,377,136)	(8,888,140)	(27,061,410)	(16,413,950)
Rentals of produced assets	-	-	(1,940,500)	(2,743,769)	(4,684,269)	(2,561,566)
Training expenses	(2,490,935)	(2,467,175)	(838,260)	(6,192,152)	(11,988,522)	(30,072,673)
Hospitality supplies and services	(22,021,681)	(15,435,943)	(23,121,768)	(37,561,261)	(98,140,653)	(94,714,226)
Insurance costs	-	-	(110,000,000)	(49,884,853)	(159,884,853)	(164,458,936)

## COUNTY GOVERNMENT OF LAIKIPIA - EXECUTIVE

### FY 2020/2021 Quarterly Report and Financial Statements

For the 4<sup>th</sup> Quarter ended 30<sup>th</sup> June 2021

Specialized materials and services	(17,456,533)	(16,300,298)	(85,418,430)	(60,011,921)	(179,187,182)	(164,653,303)
Office and general supplies and services	(6,355,866)	(10,455,904)	(10,349,697)	(16,424,602)	(43,586,069)	(45,271,621)
Other operating expenses	(13,423,163)	(35,628,578)	(49,383,965)	(9,144,846)	(107,580,552)	(173,943,074)
Routine maintenance – other assets	(168,780)	(1,257,144)	(2,017,749)	(3,864,680)	(7,308,353)	(7,050,346)
Routine maintenance – vehicles and other transport equipment	(2,402,141)	(6,177,144)	(6,359,759)	(12,490,985)	(27,430,029)	(16,845,898)
Fuel, oils and lubricants	(2,809,250)	(9,660,400)	(10,851,020)	(31,533,069)	(54,853,739)	(36,673,640)
<b>TOTAL</b>	<b>(106,080,732)</b>	<b>(140,598,456)</b>	<b>(337,136,608)</b>	<b>(288,474,936)</b>	<b>(872,290,732)</b>	<b>(983,395,978)</b>

*Overall decline in payments during the year to date as compared to a similar period last year is attributed to delay in disbursements by the National Treasury to the County.*

### 8 TRANSFERS TO OTHER GOVERNMENT ENTITIES

Description	Q1 2020/21	Q2 2020/21	Q3 2020/21	Q4 2020/21	Cumulative FY 2020/21	Comparative Cum to Q4 2019/20
	Kshs	Kshs	Kshs	Kshs	Kshs	Kshs
Current Grants to Government Agencies and other Levels of Government	(18,036,252)	(62,406,449)	(116,092,181)	(207,345,764)	(403,880,646)	(372,872,483)
Laikipia County Assembly	(51,295,937)	(146,656,944)	(110,517,236)	(259,122,660)	(567,592,777)	(527,127,081)
Laikipia County Revenue Board	(6,731,700)	(18,483,255)	(14,000,000)	(16,800,000)	(56,014,955)	(38,257,850)
Laikipia County Development Authority	(1,900,000)	(3,000,000)	(3,000,000)	(4,413,022)	(12,313,022)	(20,250,000)
Laikipia County Health Institutions	(343,080)	(5,940,000)	-	(21,949,205)	(28,232,285)	(16,967,683)
Laikipia County VTCs	(6,565,502)	(5,515,604)	(15,159,947)	(21,988,129)	(49,229,182)	(9,423,750)
Rumuruti Municipality Board	-	(44,561,940)	-	-	(44,561,940)	(50,746,218)
Laikipia County Enterprise	-	-	-	-	-	-



**COUNTY GOVERNMENT OF LAIKIPIA - EXECUTIVE**

**FY 2020/2021 Quarterly Report and Financial Statements**

**For the 4<sup>th</sup> Quarter ended 30<sup>th</sup> June 2021**

Fund							
Laikipia County-Co-operative Fund	-	-	(10,000,000)	(10,000,000)			-
Laikipia County Leasing Fund	-	(51,000,000)	(145,001,216)	(196,001,216)			(95,052,334)
Laikipia County Car and Mortgage	-	(7,500,000)	-	(7,500,000)			(15,000,000)
<b>TOTAL</b>	<b>(84,872,471)</b>	<b>(286,564,192)</b>	<b>(686,619,996)</b>	<b>(1,367,826,022)</b>			<b>(1,145,697,399)</b>

*Payments under current grants to Government agencies relate to Health grants, KCSAP, ASDP and EU Ideas grants.*

**9 OTHER GRANTS AND TRANSFERS**

Description	Q1 2020/21	Q2 2020/21	Q3 2020/21	Q4 2020/21	Cumulative FY 2020/21	Comparative Cum to Q4 2019/20
	Kshs	Kshs	Kshs	Kshs	Kshs	Kshs
Scholarships and other educational benefits	-	-	(100,000)	(25,994,000)	(26,094,000)	(807,312)
Emergency relief and refugee assistance	-	-	-	-	-	(2,749,800)
Subsidies to small businesses, cooperatives, and self employed	-	(30,000,000)	(9,050,000)	(9,000,000)	(48,050,000)	-
<b>TOTAL</b>	<b>-</b>	<b>(30,000,000)</b>	<b>(9,150,000)</b>	<b>(34,994,000)</b>	<b>(74,144,000)</b>	<b>(3,557,112)</b>

*Scholarships and other educational benefits relates to payments for bursaries and scholarships.*

*The Subsidies to small businesses, cooperatives, and self-employed relates to the subsidy in respect to Laikipia Economic Stimulus Program.*



## COUNTY GOVERNMENT OF LAIKIPIA - EXECUTIVE

FY 2020/2021 Quarterly Report and Financial Statements  
For the 4<sup>th</sup> Quarter ended 30<sup>th</sup> June 2021

### 11 ACQUISITION OF ASSETS

Description	Q1 2020/21	Q2 2020/21	Q3 2020/21	Q4 2020/21	Cumulative FY 2020/21	Comparative Cumulative to Q4 2019/20
	Kshs	Kshs	Kshs	Kshs	Kshs	Kshs
<b>Non-Financial Assets</b>						
Purchase of Buildings	-	-	-	-	-	-
Construction of Buildings	-	(40,114,302)	(8,982,914)	(37,622,030)	(86,719,245)	(149,385,131)
Refurbishment of Buildings	-	-	(550,000)	(4,770,082)	(5,320,082)	(8,956,610)
Construction of Roads	(3,921,703)	(26,294,518)	(11,440,712)	(181,940,144)	(223,597,077)	(163,646,297)
Construction and Civil Works	(19,000,000)	(236,493,416)	(44,883,734)	(113,484,021)	(413,861,171)	(146,372,781)
Purchase of Vehicles and Other Transport Equipment	-	-	(5,000,000)	-	(5,000,000)	(23,170,000)
Overhaul of Vehicles and Other Transport Equipment	-	-	-	-	-	(631,076)
Overhaul and Refurbishment of Construction and Civil Works	-	-	(350,000)	-	(350,000)	(8,528,670)
Purchase of Household Furniture and Institutional Equipment	-	-	-	(280,893)	(280,893)	(7,990)
Purchase of Office Furniture and General Equipment	-	(4,794,600)	(8,651,001)	(474,021)	(13,919,622)	(13,431,896)
Purchase of Specialised Plant, Equipment and Machinery	-	-	(1,981,000)	-	(1,981,000)	(20,997,995)
Rehabilitation and Renovation of Plant, Machinery and Equip.	-	-	-	-	-	-
Purchase of Certified Seeds, Breeding Stock and Live Animals	-	-	-	-	-	(4,253,700)

**COUNTY GOVERNMENT OF LAIKIPIA - EXECUTIVE**

**FY 2020/2021 Quarterly Report and Financial Statements**

**For the 4<sup>th</sup> Quarter ended 30<sup>th</sup> June 2021**

Research, Studies, Project Preparation, Design & Supervision	-	-	(1,286,589)	(1,286,589)	(10,552,643)
Rehabilitation of Civil Works	-	(548,000)	-	(548,000)	(93,998,415)
Acquisition of Strategic Stocks and commodities	-	-	-	-	-
Acquisition of Land	-	-	-	-	-
Acquisition of Intangible Assets	-	-	-	-	-
<b>Financial Assets</b>					
Laikipia County Car & Mortgage Fund	-	-	-	-	-
<b>TOTAL</b>	<b>(22,921,703)</b>	<b>(307,696,836)</b>	<b>(82,387,361)</b>	<b>(339,857,779)</b>	<b>(752,863,679)</b>

*There is a significant increase in the acquisition of assets in the 4th quarter as compared to the previous three quarters and a similar period in 2019/20 that is attributable to the release of most of the funds in the 4th quarter hence settlement of the outstanding payments in the period.*

**12 OTHER PAYMENTS**

Description	Q1 2020/21	Q2 2020/21	Q3 2020/21	Q4 2020/21	Cumulative FY 2020/21	Comparative Cum to Q4 2019/20
	Kshs	Kshs	Kshs	Kshs	Kshs	Kshs
Civil Contingency Reserves	-	-	-	-	-	(3,838,245)
Emergency Fund	(14,719,202)	(735,000)	(14,692,500)	(3,539,635)	(33,686,337)	(172,295,406)
<b>TOTAL</b>	<b>(14,719,202)</b>	<b>(735,000)</b>	<b>(14,692,500)</b>	<b>(3,539,635)</b>	<b>(33,686,337)</b>	<b>(176,133,651)</b>

*Other payments relate to emergency relief activities.*

**COUNTY GOVERNMENT OF LAIKIPIA - EXECUTIVE**

**FY 2020/2021 Quarterly Report and Financial Statements**

**For the 4<sup>th</sup> Quarter ended 30<sup>th</sup> June 2021**

**13 A. CBK BANK ACCOUNTS**

Name of Bank & Account No.	Recurrent or Development	Q1 2020/21				Q2 2020/21				Q3 2020/21				Q4 2020/21				Comparative Q4 2019/20	
		Kshs				Kshs				Kshs				Kshs				Kshs	
Laikipia County Development Account - 1000171162	DEVELOPMENT	-	12,593	41,236	59,398	41,236	59,398	41,236	59,398	41,236	59,398	41,236	59,398	41,236	59,398	-	-		
Laikipia County Recurrent Account- 1000171208	RECURRENT	404,931	789,149	2,085,305	17,791	2,085,305	17,791	2,085,305	17,791	2,085,305	17,791	2,085,305	17,791	2,085,305	-	-			
Laikipia County Revenue Fund Account - 1000171626	RECURRENT/ DEVELOPMENT	16,178,812	108,927,307	255,408,466	24,229,276	255,408,466	24,229,276	255,408,466	24,229,276	255,408,466	24,229,276	255,408,466	24,229,276	255,408,466	413,804	413,804			
Laikipia County Deposit Account - 1000285834	DEVELOPMENT	13,246,568	3,804,483	78,763	4,908,673	78,763	4,908,673	78,763	4,908,673	78,763	4,908,673	78,763	4,908,673	78,763	4,908,673	14,209,840	14,209,840		
Laikipia County Roads Maintenance Levy Fund Account - 1000285842	DEVELOPMENT	45,285,443	18,644,164	89,831,223	55,007,257	89,831,223	55,007,257	89,831,223	55,007,257	89,831,223	55,007,257	89,831,223	55,007,257	89,831,223	49,207,145	49,207,145			
Laikipia County Health Services Account - 1000285858	DEVELOPMENT	15,461,203	8,826,992	37,576,267	43,206,724	37,576,267	43,206,724	37,576,267	43,206,724	37,576,267	43,206,724	37,576,267	43,206,724	37,576,267	3,692,317	3,692,317			
Laikipia County Ideas-Led Account - 1000363312	RECURRENT/ DEVELOPMENT	38,468,689	38,409,589	36,798,139	25,850,815	36,798,139	25,850,815	36,798,139	25,850,815	36,798,139	25,850,815	36,798,139	25,850,815	36,798,139	38,512,939	38,512,939			
Laikipia County Kenya Climate Smart Agriculture Project Account - 1000367717	RECURRENT/ DEVELOPMENT	49,773,067	78,680,163	4,775,239	137,062,761	4,775,239	137,062,761	4,775,239	137,062,761	4,775,239	137,062,761	4,775,239	137,062,761	4,775,239	61,229,861	61,229,861			
Laikipia County Village Polytechnic Project - 1000368896	RECURRENT/ DEVELOPMENT	9,935,901	4,420,297	9,658,911	3,430,729	9,658,911	3,430,729	9,658,911	3,430,729	9,658,911	3,430,729	9,658,911	3,430,729	9,658,911	9,935,901	9,935,901			
Laikipia County Agricultural Sector Development Support Program Account - 1000372087	DEVELOPMENT	20,067,554	18,571,828	25,059,073	2,542,298	25,059,073	2,542,298	25,059,073	2,542,298	25,059,073	2,542,298	25,059,073	2,542,298	25,059,073	21,939,554	21,939,554			
Laikipia County Health FIF Account - 1000392959	RECURRENT	1,200	13,175	4,553,157	14,522	4,553,157	14,522	4,553,157	14,522	4,553,157	14,522	4,553,157	14,522	4,553,157	-	-			
Laikipia County Kenya Urban Support Program - 1000372141	DEVELOPMENT	35,761,940	-	-	27,955,676	-	27,955,676	-	27,955,676	-	27,955,676	-	27,955,676	-	35,761,940	35,761,940			



**COUNTY GOVERNMENT OF LAIKIPIA - EXECUTIVE**

**FY 2020/2021 Quarterly Report and Financial Statements**

**For the 4<sup>th</sup> Quarter ended 30<sup>th</sup> June 2021**

	DEVELOPMENT	8,800,000	-	-	-	8,800,000
Laikipia County Urban Institution Grant Account - 100414235						
Laikipia County Revenue Board - 1000376503	RECURRENT	-	-	-	-	-
Laikipia County Kenya Devolution Support Program - 1000418451	DEVELOPMENT	6,039,127	7,712,445	970,445	230,540,805	39,016,747
Laikipia County Kenya Devolution Support Program - 1000427728	RECURRENT	9,307,709	61,334	29,657,534	768,744	-
Laikipia County Emergency Fund - 1000451181	RECURRENT/DEVELOPMENT	99,605	6,425	270,925	270,925	15,128,807
<b>TOTAL</b>		<b>268,831,748</b>	<b>288,879,945</b>	<b>496,764,682</b>	<b>555,866,394</b>	<b>293,291,583</b>

*Amounts reported are as per the cashbook balances and bank reconciliation statements*

**13 B. CASH IN HAND**

Description	Q1 2020/21	Q2 2020/21	Q3 2020/21	Q4 2020/21	Comparative Q4 2019/20
	Kshs	Kshs	Kshs	Kshs	Kshs
Cash in Hand – Held in domestic currency	-	-	-	-	-
Cash in Hand – Held in foreign currency	-	-	-	-	-
<b>TOTAL</b>	<b>-</b>	<b>-</b>	<b>-</b>	<b>-</b>	<b>-</b>

**14 ACCOUNTS RECEIVABLE (OUTSTANDING IMPREST)**

Description	Q1 2020/21	Q2 2020/21	Q3 2020/21	Q4 2020/21	Comparative Q4 2019/20
	Kshs	Kshs	Kshs	Kshs	Kshs
Government Imprests	24,533,209	17,615,890	23,219,248	12,311,685	180,000
Staff Advances	-	-	-	-	-
Retention and insurance claims	-	-	-	-	-
<b>TOTAL</b>	<b>24,533,209</b>	<b>17,615,890</b>	<b>23,219,248</b>	<b>12,311,685</b>	<b>180,000</b>

*Imprest issued to staff to finance various operational activities*

## COUNTY GOVERNMENT OF LAIKIPIA - EXECUTIVE

### FY 2020/2021 Quarterly Report and Financial Statements

For the 4<sup>th</sup> Quarter ended 30<sup>th</sup> June 2021

#### 15 ACCOUNTS PAYABLES (DEPOSITS AND RETENTIONS)

Description	Q1 2020/21	Q2 2020/21	Q3 2020/21	Q4 2020/21	Comparative Q4 2019/20
	Kshs	Kshs	Kshs	Kshs	Kshs
Deposits and Retentions	(13,246,568)	(3,804,483)	(78,763)	(4,908,673)	(14,209,840)
<b>Total</b>	<b>(13,246,568)</b>	<b>(3,804,483)</b>	<b>(78,763)</b>	<b>(4,908,673)</b>	<b>(14,209,840)</b>

*These are monies held for third parties e.g. insurance, contractual retention monies*

#### 16 FUND BALANCE BROUGHT FORWARD

Description	Q1 2020/21	Q2 2020/21	Q3 2020/21	Q4 2020/21	Comparative Q4 2019/20
	Kshs	Kshs	Kshs	Kshs	Kshs
Bank accounts	293,291,583	268,831,748	288,879,945	496,764,682	653,108,033
Cash in hand	-	-	-	-	-
Accounts Receivables	180,000	24,533,209	17,615,890	23,219,248	-
Accounts Payables	(9,652,568)	(13,246,568)	(3,804,483)	(78,763)	(23,789,616)
<b>Total</b>	<b>283,819,015</b>	<b>280,118,389</b>	<b>302,691,352</b>	<b>519,905,167</b>	<b>629,318,417</b>

*These are balances from the immediate previous period*

#### 17 CHANGES IN ACCOUNTS RECEIVABLES (OUTSTANDING IMPREST)

Description	Q1 2020/21	Q2 2020/21	Q3 2020/21	Q4 2020/21	Comparative Q4 2019/20
	Kshs	Kshs	Kshs	Kshs	Kshs
Imprest surrendered during the quarter	2,162,386	42,928,257	22,827,436	32,650,703	98,350,129
Imprest issued during the quarter	26,515,595	36,010,938	28,430,794	21,743,140	98,530,129
Change in receivables	-	-	-	-	-
<b>Total</b>	<b>(24,353,209)</b>	<b>6,917,319</b>	<b>(5,603,358)</b>	<b>10,907,563</b>	<b>(180,000)</b>

**COUNTY GOVERNMENT OF LAIKIPIA - EXECUTIVE**

FY 2020/2021 Quarterly Report and Financial Statements

For the 4<sup>th</sup> Quarter ended 30<sup>th</sup> June 2021

**18 CHANGES IN ACCOUNTS PAYABLES (RETENTIONS AND DEPOSIT HELD FOR THIRD PARTIES)**

Description	Q1 2020/21	Q2 2020/21	Q3 2020/21	Q4 2020/21	Comparative Q4 2019/20
	Kshs	Kshs	Kshs	Kshs	Kshs
Deposit received during the quarter	7,910,800	44,614,892	12,919,756	13,819,597	129,835,093
Deposit paid during the quarter	(4,316,800)	(54,056,977)	(16,645,476)	(8,989,687)	(143,972,140)
Change in payables	-	-	-	-	-
<b>Total</b>	<b>3,594,000</b>	<b>(9,442,085)</b>	<b>(3,725,720)</b>	<b>4,829,910</b>	<b>(14,137,047)</b>



## COUNTY GOVERNMENT OF LAIKIPIA - EXECUTIVE

### FY 2020/2021 Quarterly Report and Financial Statements

For the 4<sup>th</sup> Quarter ended 30<sup>th</sup> June 2021

#### XVI. OTHER IMPORTANT DISCLOSURES

##### 1. PENDING ACCOUNTS PAYABLES

Description	Balance b/f 2019/20	Q1 2020/21	Q2 2020/21	Q3 2020/21	Q4 2020/21
	Kshs	Kshs	Kshs	Kshs	Kshs
Construction of buildings	361,991,762	430,245,898	189,112,501	142,129,253	132,380,020
Construction of civil works	699,208,840	670,593,538	491,175,047	305,925,066	451,771,899
Supply of goods	244,747,487	316,926,198	126,208,211	212,044,486	224,634,803
Supply of services	244,778,580	597,615,651	122,732,440	80,701,812	88,230,850
Salaries Payables	-	-	-	406,689,653	2,369,800
Transfers	-	-	-	-	546,000
<b>Total</b>	<b>1,550,726,669</b>	<b>2,015,381,285</b>	<b>929,228,199</b>	<b>1,147,490,270</b>	<b>899,933,372</b>

##### 2. COMMERCIAL BANKS

Bank Account Name & No.	Name of Commercial Bank	Type of Account	Bank balance (Kshs) as at 30/06/2021	Bank balance (Kshs) as at 30/06/2020
Rumuruti Sub County Collection Account A/C No. 1235093948	KCB Bank	Collection A/c	(84,680)	471,794
OI Moran Vocational Training Centre A/C No. 01129368995100	Co-operative Bank	Collection A/c	(4,320)	(2,160)
Wiyumirire Vocational Training Centre A/C No. 01129369602100	Co-operative Bank	Collection A/c	(4,320)	(2,160)
Ndindika Sub-County Collection Account A/C No. 1261696778	KCB Bank	Collection A/c	(100)	2,810
Laikipia county revenue collection A/C 01141366378700	cooperative bank	collection a/c	-	1,373,894
Laikipia County Debt Collection A/c No 01141369499600	Co-operative Bank	Collection A/c	-	-

**COUNTY GOVERNMENT OF LAIKIPIA - EXECUTIVE**

**FY 2020/2021 Quarterly Report and Financial Statements**

**For the 4<sup>th</sup> Quarter ended 30<sup>th</sup> June 2021**

Nyahururu Dist. Hospital FIF A/C No. 023000027049	Family bank	Collection A/c	-	1,150,480
Doldol Sub-County Hospital Collection Account. A/C No. 1235093808	KCB Bank	Collection A/c	-	278,520
LAMURIA SUB COUNTY HOSP COLL ACC 1275712525	KCB Bank	Collection A/c	-	-
Nanyuki Teaching & Ref Hospital FIF A/C No. 064000063932	Family bank	Collection A/c	1	64
Nanyuki Teaching & Referral Hospital Collection. A/C No. 1198115610	KCB Bank	Collection A/c	400	600
Laikipia County Donation A/c No 01141369666800	Co-operative Bank	Collection A/c	500	500
Marmanet Vocational Training Centre A/C No. 01129369599800	Co-operative Bank	Collection A/c	623	(2,160)
Sipili Vocational Training Centre A/C No. 01129369600000	Co-operative Bank	Collection A/c	777	13,462
Rumuruti Sub County Hospital FIF A/C No. 023000027937	Family bank	Collection A/c	981	981
Rumuruti Vocational Training Centre A/C No. 01129369622000	Co-operative Bank	Collection A/c	1,067	(399)
Muhotetu Vocational Training Centre A/C No. 01129368995000	Co-operative Bank	Collection A/c	9,647	(2,160)
Nanyuki Vocational Training Centre A/C No. 01129369635000	Co-operative Bank	Collection A/c	32,994	(307)
Nyahururu Vocational Training Centre A/C No. 01129369634800	Co-operative Bank	Collection A/c	84,827	1,322
Doldol Sub County Hospital FIF A/C No. 064000064783	Family bank	Collection A/c	108,530	108,530
Laikipia county alcoholic drinks A/C 01141366233700	cooperative bank	collection a/c	118,000	107,100
Laikipia West Revenue Collection A/C No.01141501762300	Co-operative Bank	Collection A/c	151,515	1,042,542

## COUNTY GOVERNMENT OF LAIKIPIA - EXECUTIVE

### FY 2020/2021 Quarterly Report and Financial Statements

For the 4<sup>th</sup> Quarter ended 30<sup>th</sup> June 2021

KIMANJO SUB COUNTY HOSP COLLEC ACC 1275712657	KCB Bank	Collection A/c	184,965	-
Nyahururu County Hospital FIF Collection A/C No.1198224266	KCB Bank	Collection A/c	256,557	123,204
CG of Laikipia A/C No. 2041834296	Absa Bank	Development A/c	(23,178)	5,194,240
Laikipia Agricultural Sector Development Support Program A/C No. 0270277391768	Equity Bank	Development A/c	-	-
Laikipia County Car And Mortgage A/C No.01141369432600	Co-operative Bank	Development A/c	60,633	1,059,665
Rumuruti Municipality UDG A/C 0270278999622	Equity Bank	Development A/c	15,344,790	18,830,829
Laikipia County Loan Guarantee A/c No 01141999987200	Co-operative Bank	Recurrent	2,000,000	-
Laikipia County Loan Interest Subsidy A/c No 01141999987300	Co-operative Bank	Recurrent	6,995,907	-
Laikipia county loan interest subsidy A/c No 064000074793	Family Bank	Recurrent	-	-
Laikipia county loan guarantee A/c No 064000074794	Family Bank	Recurrent	-	-
laikipia county guarantee fund a/c 1276782993	KCB Bank	Recurrent	18,044	-
Laikipia County Bursary Fund A/C No. 064000065823	Family bank	Recurrent	1,669,442	9,952,253
Laikipia county loan interest Subsidy A/c No 1276782896	KCB Bank	Recurrent	8,883,242	-
Laikipia county Kenya smart agriculture project operations account A/C 064000074611	Family Bank	Recurrent	29,990,597	-
Laikipia county executive salary account A/C 0270280008245	Equity Bank	Recurrent/ Development	(67,287,509)	-
Salama vocational training Centre A/C	Equity Bank	Recurrent/	-	3,556



## COUNTY GOVERNMENT OF LAIKIPIA - EXECUTIVE

### FY 2020/2021 Quarterly Report and Financial Statements For the 4<sup>th</sup> Quarter ended 30<sup>th</sup> June 2021

0160280634241		Development		
Rumuruti Municipality Operations A/C 0270280804572	Equity Bank	Development	-	-
Tigithi Vocational Training Centre A/C 0270280106421	Equity Bank	Development	85	-
Olmoran vocational training Centre A/C 0160280077626	Equity Bank	Development	249	-
Salama Vocational Training Centre A/C 01129369599900	Co-operative Bank	Development	2,152	-
Muhotetu Vocational Training Centre A/C No. 0160280051291	Equity Bank	Development	2,600	-
Tigithi Vocational Training Centre A/C 01129369621700	Co-operative Bank	Development	2,620	(2,160)
Laikipia County Government Imprest A/C No. 01141366378701	Co-operative Bank	Development	13,339	965,703
Nyahururu Vocational Training Centre A/C No. 0160280030358	Equity Bank	Development	17,602	-
Nanyuki Vocational Training Centre A/C No. 0270279996235	Equity Bank	Development	35,178	-
Wiyumiririe Vocational Training Centre A/C No. 0270280110183	Equity Bank	Development	77,181	-
Marmanet Vocational Training Centre A/C No. 0160280054765	Equity Bank	Development	180,539	-
Rumuruti vocational Training Centre A/C No. 1830280027372	Equity Bank	Development	237,156	-
Sipili Vocational Training Centre A/C No. 0160280053961	Equity Bank	Development	334,622	-
Laikipia County Covid-19 Support A/C No.2042569251	Absa Bank	Development	457,500	3,085,146
Laikipia County Revenue Board A/C No.01141369182100	Co-operative Bank	Development	1,749,614	2,140,129
Laikipia County Coop Dev. Fund A/C	Co-operative Bank	Development	3,297,256	5,435,156

**COUNTY GOVERNMENT OF LAIKIPIA - EXECUTIVE**

**FY 2020/2021 Quarterly Report and Financial Statements**

**For the 4<sup>th</sup> Quarter ended 30<sup>th</sup> June 2021**

No.01141366165000		Development		
Laikipia county vocational training centers operations account A/C 064000074643	Family Bank	Recurrent/ Development	-	-
Laikipia County Health Services A/C No. 064000063891	Family bank	Recurrent/ Development	30,169	126,458
Laikipia County Development Authority A/C No. 0270279074923	Equity Bank	Recurrent/ Development	1,215,394	5,173,110
Laikipia County UIG A/C 0270278999614	Equity Bank	Recurrent/ Development	5,454,758	25,137,636
Laikipia County Enterprise Fund A/C No.1176375156	KCB Bank	Recurrent/ Development	15,384,099	27,041,070
Nyahururu County Referral Hospital A/C 0270280829021	Equity Bank		-	-
Nanyuki County Referral Hospital A/C 0270280829060	Equity Bank		-	-
<b>TOTAL AMOUNTS</b>			<b>27,002,041</b>	<b>108,809,246</b>

*The balances reported are bank statement balances as at 30/06/2021.*

## COUNTY GOVERNMENT OF LAIKIPIA - EXECUTIVE

FY 2020/2021 Quarterly Report and Financial Statements

For the 4<sup>th</sup> Quarter ended 30<sup>th</sup> June 2021

### XVII. ANNEX 1 – LIST OF COUNTY GOVERNMENT CORPORATIONS & ENTITIES

The PFM Act, 2012 section 182 enables the County Government to establish and dissolve County Corporations/ entities; below is a list of Laikipia County corporations and entities

Entity	Date Established/ Date taken over	Location	Accounting Officer
Nanyuki Water and Sewerage Company Ltd	14/12/2005	Nanyuki	Kenneth Gitonga
Nyahururu Water and Sanitation Company Ltd	18/02/2002	Nyahururu	Eng. Peter Mwangi
Laikipia County Bursary Fund	19/06/2014	Nanyuki	James Mbuco
Laikipia County Enterprise Fund	19/06/2014	Nanyuki	Evelyn Mbugua
Laikipia County Co-operative Fund	06/01/2015	Nanyuki	Richard Murigu
Laikipia County Executive Car and Mortgage Fund	12/15/2014	Nanyuki	Karanja Njora
Laikipia County Development Authority	19/06/2014	Nanyuki	Jesec Mugo
Laikipia County Revenue Board	19/06/2014	Nanyuki	Prudence Waitthera
Laikipia County Public Service Board	19/06/2014	Nyahururu	Timothy Wamiti
Laikipia County Leasing Fund	14/06/2020	Nanyuki	Paul Njenga
Laikipia County Emergency Fund	14/06/2020	Nanyuki	Paul Njenga



**COUNTY GOVERNMENT OF LAIKIPIA - EXECUTIVE**

FY 2020/2021 Quarterly Report and Financial Statements

For the 4<sup>th</sup> Quarter ended 30<sup>th</sup> June 2021

**XVIII. ANNEX 2 – OUTSTANDING IMPREST**

Payment Date-Bank statement	Payee	Class	Dr. Amount	Voucher No.	Invoice No.
7/16/2021	ANN MUTHONI GATHERU	4513	200,000	150008509	4513IMP3452186
6/9/2021	ANNE WANGUI MBUTHIA	4513	12,000	70003630	SPA4513007047RD
5/10/2021	BILHAH WAMBAJIRE MUTHIII	4517	426,800	52745	4517IMP4053865
4/30/2021	CHARLES MWAI NDEGWA	4511	300,000	52121	4511IMP4053926
7/19/2021	CYPRIAN MUCHIRI GITONGA	4511	255,000	53273	4511IMP4232023
6/21/2021	EDWARD MAIYO ROTICH	4511	58,800	70003641	SPA451130200
7/16/2021	EMMA NJOKI NGUGI	4513	750,000	150008571	IMP26066473
7/21/2021	EPHANTUS MWAURA NJERI	4511	200,000	53705	4511IMP4232038
7/16/2021	EVARLYNE WANJIKU WANJIRU	4513	305,900	150008403	4513IMP3452177
6/9/2021	FRANCIS KINYUA HEZRON	4516	87,800	52118	4516IMP3452212
7/16/2021	GODFREY ODHIAMBO KICHE	4513	432,750	150008411	4513IMP3452179
4/29/2021	GRACE NYAMBURA KINYUA	4511	150,000	52107	4511IMP4053919
7/19/2021	JOHN THEURI MUTHUI	4511	255,000	53751	4511IMP4232031
7/19/2021	JOSEPH IRUNGU KARIUKI	4511	255,000	53706	4511IMP4232032
7/14/2021	JOSEPH LENAI KAMARIO	4511	558,000	53283	4511IMP4232030
7/19/2021	MIRIAM WAMBUI GACHAGO	4511	255,000	53275	4511IMP4232022
7/19/2021	PAUL KIPROP BUSIENEI	4511	255,000	53272	4511IMP4232025
7/16/2021	POLYCARP MOSWETA NYACHIRO	4513	200,000	150008516	4513IMP3452183
5/13/2021	REGINA GITHUA	4511	182,700	52829	CPSB2607826
7/16/2021	ROSE NYAMBURA MAITAI	4513	171,000	150008519	4513IMP3452185
7/16/2021	RUTH WAMBUI NGUGI	4513	159,000	150008517	4513IMP2183582B
23/09/2020	JACKSON MAINA KIBOCHA	4511	200,000	49086	4511IMP4053611
26/10/2020	NAFTALY NDIRITU NDUNGU	4511	200,000	49205	4511IMP3959837
26/3/2021	TIMOTHY KANGANGA WAMITI	4511	370,000	52380	CPSB2607828
11/01/2021	JOYCE WANJUGU KIAMA	4512	9,000	51171	4512-RD-048
23/09/2020	RUFUS KINORU MAKUNO	4512	100,000	49008	4512-IMP-395978
20/01/2021	EUNICE WAMBUI MAINA	4513	500,000	70003401	4513IMPH2183579

**COUNTY GOVERNMENT OF LAIKIPIA - EXECUTIVE**

**FY 2020/2021 Quarterly Report and Financial Statements**

**For the 4<sup>th</sup> Quarter ended 30<sup>th</sup> June 2021**

2/02/2021	RUTH GATWIRI MANYARA	4513	645,000	70003421	SPAIMP3452153
4-Feb-21	NTUNYOI NKALIKINAI FELISTER	4513	100,000	150007861	ND4513IMP347580
4-Feb-21	EZEKIEL KIAMA KAARA	4513	900,000	150007451	HD4513IMP405353
10-Feb-21	MWORIA D MUNGATIA	4513	33,000	150007027	HD45130559RD
17-Mar-21	MORRIS MUREITHI NDERITU	4513	351,000	150008157	NYH4513IMP26064
17-Mar-21	LUKAS MEMIA THIGA	4513	363,935	150008156	NYH4513IMP26064
17-Mar-21	DANIEL KAHORO	4513	351,000	150008161	NYH4513IMP26064
18-Mar-21	JOYCE MWENI MWANIA	4513	520,000	70003444	SPA4513IMP3452169A
18-Mar-21	DANIEL KIMANI MAREKIA	4513	404,000	150008335	HD4513IMP342168
18-Mar-21	POLYCARP MOSWETA NYACHIRO	4513	392,000	70003442	HD4513IMP3452164
26-Mar-21	TIMOTHY KIPKOPUS PANGA	4513	399,000	70003443	HD4513IMP345217
31-Mar-21	LYDIA WAMBUI NJOROGE	4513	404,000	150008345	HD4513IMP345216
1-Apr-21	THOMAS KIPTOO KWALIA	4513	350,000	150008155	NYH4513IMP26064
1/11/2021	FRANCIS KINYUA HEZRON	4516	250,000	50616	4516IMP3487845
			<b>12,311,685</b>		

**COUNTY GOVERNMENT OF LAIKIPIA - EXECUTIVE**

FY 2020/2021 Quarterly Report and Financial Statements

For the 4<sup>th</sup> Quarter ended 30<sup>th</sup> June 2021

**XIX. ANNEX 3 – PENDING BILLS**

DEPARTMENT OF COUNTY ADMINISTRATION, PUBLIC SERVICE AND OFFICE OF THE GOVERNOR					
SUPPLIER/CONTRACTOR	LPO/LSO DATE	LPO/LSO NO.	LPO/LSO AMOUNT		
<b>CONSTRUCTION OF BUILDING</b>					
CHARNDI LIMITED	10/16/2017	1439808	276,900		
KAMANDU EA LIMITED	23/11/2018	1252869	185,404		
JAKATHUO CONSTRUCTION LIMITED	4/16/2020	1252891	2,616,301		
CHARNDI LIMITED	10/16/2017	1385799	520,979		
MACDAN BUILDING AND CIVIL CONTRACT	29/1/2019	1439425	1,387,922		
LEMA KENYA LIMITED	12/4/2019	1252866	6,225,720		
CHARNDI LTD	11/9/2017	1439808	577,390		
NANYUKI RIVER LANDSCAPERS	2/24/2021	2425	1,827,812		
<b>SUB-TOTAL</b>			<b>13,618,428</b>		
<b>SUPPLY OF GOODS</b>					
DENMARK INVESTMENTS	6/2/2020	3397125	225,000		
MUNAWARA HOLDINGS LTD	20/10/2020	1204	180,000		
MUNAWARA HOLDINGS LTD	20/10/2020	1203	70,590		
MUNAWARA HOLDINGS LTD	20/10/2020	1205	106,320		
GRACIOUSPLUS ENTERPRISES	16/9/2020	3586420	71,560		
UNIK KIVULI SOLUTION	19/10/2020	3397149/3397150/3586402	376,900		
GRACIOUSPLUS ENTERPRISES	16/9/2020	3586419	531,200		
RAWAMU ENTERPRISES LTD	8/11/2020	552	71,160		
RAWAMU ENTERPRISES LTD	25/08/2020	553	210,960		
LEGENDARY LOGISTICS	11/11/2020	3586429/3586430	1,881,500		
NETCOM LIMITED	10/10/2021	3246577	2,328,250		



**COUNTY GOVERNMENT OF LAIKIPIA - EXECUTIVE**

**FY 2020/2021 Quarterly Report and Financial Statements**

**For the 4<sup>th</sup> Quarter ended 30<sup>th</sup> June 2021**

LAWICE ENTERPRISES	2/23/2021	2972839/2972840	372,846
STACYAN ENTERPRISES	3/3/2021	3586446/3586447	121,910
STACYAN ENTERPRISES	3/3/2021	3586448/3586449	244,300
AWESOME CONCEPT LIMITED	1/12/2021	714	580,000
<b>SUB-TOTAL</b>			<b>7,372,496</b>
<b>SUPPLY OF SERVICES</b>			
WALKERS KIKWETU ENTERPRISE	9/4/2020	687	140,500
WALKERS KIKWETU ENTERPRISE	1/16/2020	695	28,000
WALKERS KIKWETU ENTERPRISE	11/24/2020	696	30,000
THE OLDHOUSE NANYUKI	6/1/2020	717	57,950
WANYONI AUTO ENTERPRISES AND PARTNER	28/9/2020	332	39,350
POSTAL CORPORATION OF KENYA			9,450
AUTOSPIN GARAGE	11/9/2020	785	593,000
OLDUPAI COMPANY LIMITED	11/10/2020	680	172,000
BLESSED EVENTS AND ENTERTAINMENT COMPANY	12/8/2020	698	30,000
UPGRADED GENERAL TRADERS	1/15/2010	707	45,000
BLESSED EVENTS AND ENTERTAINMENT COMPANY	1/4/1900	705	25,000
HIVE CLEAN CARE	1/2/2020	715	79,000
UPGRADED GENERAL TRADERS	12/4/2020	708	35,000
HIVE CLEAN CARE	27/3/2020	716	78,000
BLESSED EVENTS AND ENTERTAINMENT COMPANY	28/12/2020	702	30,000
AFRICAN TOUCH SAFARIS LTD			12,395
AFRICAN TOUCH SAFARIS LTD			8,999
NYAHURURU WATER&SANITATION			20,723

**COUNTY GOVERNMENT OF LAIKIPIA - EXECUTIVE**

**FY 2020/2021 Quarterly Report and Financial Statements**

**For the 4<sup>th</sup> Quarter ended 30<sup>th</sup> June 2021**

LAIKIPIA VILLE AGENCIES	13/08/2020	670	33,096
LAIKIPIA VILLE AGENCIES	7/27/2020	668	32,640
BLESSED EVENTS AND ENTERTAINMENT COMPANY	9/8/2020	348	50,000
NANYUKI VACATIONAL TRAINING CENTRE			32,000
LAIKIPIA VILLE AGENCIES	27/07/2020	669	33,096
LAIKIPIA VILLE AGENCIES	12/11/2020	677	45,110
NYAHURURU WATER&SANITATION			8,900
GOLDENBULLS LTD	26/1/2020	725	24,000
BLESSED EVENTS AND ENTERTAINMENT COMPANY	12/18/2020	700	35,000
BLESSED EVENTS AND ENTERTAINMENT COMPANY	20/1/2019	673	70,000
BLESSED EVENTS AND ENTERTAINMENT COMPANY	2/9/2021	793	30,000
BLESSED EVENTS AND ENTERTAINMENT COMPANY	2/9/2021	792	25,000
BLESSED EVENTS AND ENTERTAINMENT COMPANY	10/29/2020	763	15,000
BLESSED EVENTS AND ENTERTAINMENT COMPANY	2/10/2021	794	20,000
BLESSED EVENTS AND ENTERTAINMENT COMPANY	2/5/2021	791	25,000
BLESSED EVENTS AND ENTERTAINMENT COMPANY	9/21/2020	349	20,000
BLESSED EVENTS AND ENTERTAINMENT COMPANY	2/12/2021	795	25,000
BLESSED EVENTS AND ENTERTAINMENT COMPANY	7/20/2019	1385534	10,000
BLESSED EVENTS AND ENTERTAINMENT COMPANY	10/22/2020	762	15,000

**COUNTY GOVERNMENT OF LAIKIPIA - EXECUTIVE**

**FY 2020/2021 Quarterly Report and Financial Statements**

**For the 4<sup>th</sup> Quarter ended 30<sup>th</sup> June 2021**

BLESSED EVENTS AND ENTERTAINMENT COMPANY	9/29/2020	767	25,000
RENTOKIL INITIAL			13,896
WALKERS KIKWETU ENTERPRISE	12/28/2020	701	300,000
WALKERS KIKWETU ENTERPRISE	10/22/2020	703	219,000
UJUZI NA BIASHARA	10/27/2020	744	148,200
GIKERA & VADGAMA ADVOCATES	2/3/2021	726	150,000
MARONY TRAVEL AGENCIES	1/8/2020	743	85,325
POSTAL CORPORATION OF KENYA	3/2/2021	747	315,200
MUCHEMI & CO. ADVOCATES	4/25/2021	2451	2,602,000
GOLDEN BULLS LTD	3/23/2021	2403	132,400
GOLDEN BULLS LTD	4/9/2021	797	36,000
AWESOME CONCEPT LIMITED	26/4/2021	750	2,950,000
KENYA POWER AND LIGHTING			2,352,154
POSTAL CORPORATION OF KENYA			22,930
POSTAL CORPORATION OF KENYA			7,700
SPORTMAN'S ARM HOTEL	4/1/2019	2428	170,800
REMISAF INVESTMENT COMPANY	2/10/2021	1156820	370,000
<b>SUB-TOTAL</b>			<b>11,883,814</b>
<b>COUNTY ADMINISTRATION TOTAL</b>			<b>32,874,737.70</b>



**COUNTY GOVERNMENT OF LAIKIPIA - EXECUTIVE**  
**FY 2020/2021 Quarterly Report and Financial Statements**  
**For the 4<sup>th</sup> Quarter ended 30<sup>th</sup> June 2021**

<b>DEPARTMENT OF FINANCE, ECONOMIC PLANNING AND COUNTY DEVELOPMENT</b>				
<b>SUPPLIER/CONTRACTOR</b>	<b>LPO/LSO DATE</b>	<b>LPO/LSO NO.</b>	<b>LPO/LSO AMOUNT</b>	
<b>CONSTRUCTION OF BUILDING</b>				
WEB COMMERCIAL LIMITED/ LAIKIPIA COUNTY DEPOSIT ACCOUNT		1433	598,990	
COMMISSIONER OF VAT		1433	103,274	
INCOME TAX MAIN COLLECTION ACCOUNT		1433	179,697	
WEB COMMERCIAL LIMITED			1,619,062	
WEB COMMERCIAL LIMITED		1433	14,866,066	
<b>SUB-TOTAL</b>			<b>17,367,089</b>	
<b>CONSTRUCTION OF CIVIL WORKS</b>				
MITZ EARTHWORK KENYA LTD	28/8/2020	802	3,938,107	
BOTNIM LIMITED	16/06/2020	215	3,189,766	
LANESPRO CONTRACTORS LTD	16/06/2020	1763340	3,905,162	
NAVOLOR HOLDINGS CO.LTD	16/06/2020	1763336	2,576,940	
ABACIA ALLION MERCHANTS	16/06/2020	1763337	3,064,140	
<b>SUB-TOTAL</b>			<b>16,674,115</b>	
<b>SUPPLY OF GOODS</b>				
MARWAGI ENTERPRISES	10/6/2021	4059	290,800	
ANNEPHINE ENTERPRISES CO. LTD	18/05/2020	3246703	1,287,000	
VIVO ENERGY KENYA	7/5/2021	2155	100,000	
VIVO ENERGY KENYA	10/6/2021	4060	300,000	
MARWAGI ENTERPRISES	30/3/2021	3504549	280,000	
LAMCOOH TOP TECH	25/01/2021	1208	580,850	
DYTONDOWN PRINTERS & SUPPLIES LTD	22/04/2021	4055	133,400	

**COUNTY GOVERNMENT OF LAIKIPIA - EXECUTIVE**

**FY 2020/2021 Quarterly Report and Financial Statements**

**For the 4<sup>th</sup> Quarter ended 30<sup>th</sup> June 2021**

DYTONDOWN PRINTERS & SUPPLIES LTD	22/04/2021	4053& 4054	310,050
KATHINI TRADERS	16/02/2021	3246701 & 3246702	398,000
VIVO ENERGY KENYA	10/6/2021	4060	300,000
CANDIMO LIMITED	20/05/2020	3246686	302,950
<b>SUB-TOTAL</b>			<b>4,283,050</b>
<b>SUPPLY OF SERVICES</b>			
SCALES AND SOFTWARE			1,143,760
SCALES AND SOFTWARE			1,089,820
SCALES AND SOFTWARE			1,109,540
THOMPSON FALLS LODGE	25/11/2020	6652	38,400
STANDARD GROUP	2/9/2020	1763086	86,640
STANDARD GROUP	1/4/2021	832	109,620
BEISA HOTEL	8/2/2021	6651	41,760
MFI DOCUMENT SOLUTION	31/3/2021	3504550	175,800
GOLDEN BULLS LTD	31/05/2021	7053	75,500
GOLDEN BULLS LTD	9/6/2021	850	70,000
LOOKUP SUPPLIES			25,000
NASIOKI AUCTIONEERS			242,968
SUNSTAR HOTEL	25/5/2021	839	2,250,000
KENKARI CONTRACTORS & GENERAL SUPPLIES	11/11/2019	997350	1,800,000
CASTEL TECHNOLOGIES	18/02/2021	3504547	470,000
STANDARD GROUP	29/12/2020	814	86,640
WALKERS KIKWETU	3/10/2020	826	54,300
WALKERS KIKWETU	29/10/2020	828	18,000
WALKERS KIKWETU	4/10/2020	827	32,400
WALKERS KIKWETU	6/9/2020	824	35,100



**COUNTY GOVERNMENT OF LAIKIPIA - EXECUTIVE**

**FY 2020/2021 Quarterly Report and Financial Statements**

**For the 4<sup>th</sup> Quarter ended 30<sup>th</sup> June 2021**

WALKERS KIKWETU	7/9/2020	825	37,500
STORMS RESORT AND CAMPSITE	10/11/2020	831	342,000
TRAVELSHOPPE COMPANY LTD			1,733,547
COMMISSIONER OF VAT	15/09/2020	1763092	2,745
JAQANAZ	1/2/2021	811	132,000
COMMISSIONER OF VAT		817	683
COMMISSIONER OF VAT	8/1/2020	838	19,655
INCOME TAX MAIN COLLECTION ACCOUNT	8/1/2020	838	57,000
WAMIRA & ASSOCIATES LLP	7/2/2021	833	5,974,000
<b>SUB-TOTAL</b>			<b>17,254,378</b>
<b>FINANCE TOTAL</b>			<b>55,578,632</b>

DEPARTMENT OF HEALTH AND MEDICAL SERVICES			
SUPPLIER/CONTRACTOR	LPO/LSO DATE	LPO/LSO NO.	LPO/LSO AMOUNT
CONSTRUCTION OF BUILDING			
KABURN CONSTRUCTION			663,245
SAPATH		601030	658,608
AMOTHING CONSTRUCTION LIMITED	26/04/2018	1570423	1,016,972
AKHOIYA BUILDING AND CONTRACTORS			924,137
<b>SUB-TOTAL</b>			<b>3,262,962</b>
CONSTRUCTION OF CIVIL WORKS			
MEDIONICS HEALTHCARE LIMITED			1,945,180
<b>SUB-TOTAL</b>			<b>1,945,180</b>
SUPPLY OF GOODS			
ARCHIRAL PHARMACEUTICALS	6/10/2021	1193	242,000



**COUNTY GOVERNMENT OF LAIKIPIA - EXECUTIVE**

**FY 2020/2021 Quarterly Report and Financial Statements**

**For the 4<sup>th</sup> Quarter ended 30<sup>th</sup> June 2021**

ARCHIRAL PHARMACEUTICALS	5/11/2021	1171	329,250
ARCHIRAL PHARMACEUTICALS	5/11/2021	1173	345,000
ARCHIRAL PHARMACEUTICALS	10/9/2020	27	52,580
ARCHIRAL PHARMACEUTICALS	5/11/2021	1172	96,800
ARCHIRAL PHARMACEUTICALS	6/24/2021	9757	396,000
ARCHIRAL PHARMACEUTICALS	6/24/2021	9756	289,200
ARCHIRAL PHARMACEUTICALS	26/2/2021	128	245,000
ARCHIRAL PHARMACEUTICALS	4/13/2021	1156	245,000
ARCHIRAL PHARMACEUTICALS	4/22/2021	1160	30,000
MEDIX EAST AFRICA LIMITED	1/2/2021	120	858,000
MEDIX EAST AFRICA LIMITED	1/2/2021	121	716,000
MEDIX EAST AFRICA LIMITED	7/10/2020	38	848,400
MEDIX EAST AFRICA LIMITED	19/8/2020	8	110,000
ALLMED MEDICAL SUPPLIES LTD	5/6/2021	1167	480,000
MEDIX EAST AFRICA LIMITED	30/3/2021	143	399,000
ALLMED MEDICAL SUPPLIES LTD	15/2/2021	129	1,299,100
ALLMED MEDICAL SUPPLIES LTD	22/2/2021	130	1,299,100
ALLMED MEDICAL SUPPLIES LTD	1/3/2021	131	1,146,800
ALLMED MEDICAL SUPPLIES LTD	22/02/2021	115	394,400
KENYA MEDICAL SUPPLY AUTHORITY	19/3/2020	3504958	1,517,550
GEEWEST ENTERPRISES	16/03 2021	135	400,000
MEDIKEN LIMITED	23/03/2021	140	548,500
ARCHIRAL PHARMACEUTICALS	6/9/2021	1192	237,600
MICROMERITICS ENTERPRISES LTD	4/13/2021	1158	426,400
ARCHIRAL PHARMACEUTICALS	4/9/2021	149	250,000
KOTRIA INVESTMENTS LIMITED	6/8/2021	1191	249,750

**COUNTY GOVERNMENT OF LAIKIPIA - EXECUTIVE**

**FY 2020/2021 Quarterly Report and Financial Statements**

**For the 4<sup>th</sup> Quarter ended 30<sup>th</sup> June 2021**

KOTRIA INVESTMENTS LIMITED	23/03/2021	139	161,250
MFI DOCUMENT SOLUTION LTD	23/3/2021	141	72,500
MFI DOCUMENT SOLUTION LTD	1/11/2021	113	58,000
D WANDUH LOGISTICS AND SUPPLIES	30/3/2021	144	148,800
OXYPLUS INTERNATIONAL COMP	12/7/2021	110	215,000
DEKAAN ENG. AND GASES	5/4/2021	1166	419,000
DEKAAN ENG. AND GASES	6/8/2021	1194	281,000
MEDITEAM LIMITED	3/15/2021	3004	179,000
METLEK VENTURES	4/26/2021	1163	53,440
JOROSEATE VENTURES LTD	4/26/2021	1161	82,050
METLEK VENTURES	4/26/2021	1164	12,050
KIWAN HARDWARE	6/23/2021	9754	18,460
KIWAN HARDWARE	5/17/2021	1178	73,000
NANYUKI GLORY HARDWARE	16/03/2020	3504952	49,000
KENLINK ELECTRICALS	2/9/2021	123	25,186
KENLINK ELECTRICALS	6/8/2021	1188	42,200
KENLINK ELECTRICALS	6/25/2021	9760	165,250
KENLINK ELECTRICALS	19/2/2021	125	98,966
KENLINK ELECTRICALS	24/07/2020	3271744	77,115
ZIONVILLE GENERAL AGENCY	12/1/2020	88	240,000
ZIONVILLE GENERAL AGENCY	1/4/2021	92	300,000
THINGIA MAMBO	1/4/2021	89	178,532
WAGAKUMU TRADERS	12/1/2020	84	22,300
SHELBI ENTERPRISES	10/2/2020	74	343,793
THINGIA MAMBO	12/1/2020	85	207,952
SANCY GENERAL ENTERPRISES	12/1/2020	86	244,051

**COUNTY GOVERNMENT OF LAIKIPIA - EXECUTIVE**

**FY 2020/2021 Quarterly Report and Financial Statements**

**For the 4<sup>th</sup> Quarter ended 30<sup>th</sup> June 2021**

SHELBI ENTERPRISES	12/1/2020	87	321,267
SANCY GENERAL ENTERPRISES	1/4/2021	90	263,150
WAGAKUMU TRADERS	1/4/2021	91	22,300
CEDARWOOD DAIRY FARM	5/3/2021	2214	126,504
SHELBI ENTERPRISES	5/3/2021	2216	347,760
THINGIA MAMBO	5/3/2021	2215	236,140
SHELBI ENTERPRISES	2/1/2021	98	317,080
SHELBI ENTERPRISES	1/4/2021	97	335,120
WAGAKUMU TRADERS	2/1/2021	99	22,300
SANCY GENERAL ENTERPRISES	4/1/2021	2212	210,610
SHELBI ENTERPRISES	4/1/2021	2213	374,210
THINGIA MAMBO	4/1/2021	2211	241,315
SANCY GENERAL ENTERPRISES	2/2/2021	100	198,610
WAGAKUMU TRADERS	3/1/2021	2204	25,000
SHELBI ENTERPRISES	3/1/2021	2203	316,140
WAGAKUMU TRADERS	4/1/2021	2218	25,000
SANCY GENERAL ENTERPRISES	5/3/2021	2217	239,180
THINGIA MAMBO	2/1/2021	96	201,979
SANCY GENERAL ENTERPRISES	3/1/2021	2202	290,920
THINGIA MAMBO	3/1/2021	2201	232,557
THINGIA MAMBO	5/31/2021	2220	234,863
SHELBI ENTERPRISES	5/31/2021	2221	330,940
ABOVELIMITS ENTERPRISES	6/16/2021	1195	179,000
JOROSEATE VENTURES LTD	5/5/2021	1177	118,700
PENTA MEDICALS LTD			505,500
SUPPLY SOLUTIONS			30,000



**COUNTY GOVERNMENT OF LAIKIPIA - EXECUTIVE**

**FY 2020/2021 Quarterly Report and Financial Statements**

**For the 4<sup>th</sup> Quarter ended 30<sup>th</sup> June 2021**

NJEMIWA ENTERPRISES	30/08/2019	317	40,000
SUPPLY SOLUTIONS			56,000
MEDIX EAST AFRICA			65,860
SIPICHEM PHARMACEUTICALS	16/04/2020	3504984	125,000
MEDIX EAST AFRICA			128,000
JOSNJI			150,000
SIPICHEM PHARMACEUTICALS	16/04/2020	35404983	163,595
ALLMED MEDICAL SUPPLIES	28/05/2020	3271707	197,000
CAELE INVESTMENT COMPANY LTD	5/5/2021	227	3,150,000
CAELE INVESTMENT COMPANY LTD	30/10/2020	49	728,000
CAELE INVESTMENT COMPANY LTD	12/4/2021	1153	750,000
GERRY SUPPLIES LTD	23/07/2020	3271742	935,500
CAELE INVESTMENT COMPANY LTD	23/07/2021	3271741	966,000
MEDISERVE HEALTH CARE LTD	7/4/2020	783502	1,498,272
AMBER PHARMACEUTICALS LIMITED	12/7/2020	178	2,000,000
SUPPLY SOLUTIONS	6/8/2020	3586492	2,000,000
ALLMED MEDICAL SUPPLIES	10/7/2020	3586463	8,980,000
ALLMED MEDICAL SUPPLIES	30/11/2020	109	207,600
MAYASON VENTURES	27/04/2020	179	2,133,420
RANY WORKS LIMITED			456,300
KENLINK			654,790
KENLINK ELECTRICALS	4/11/2020	1710	840,000
GERRY SUPPLIERS	23/3/2020	3504963	522,400
ANGERICA MEDICAL SUPPLIES	20/3/2020	3504957	375,000
SUPPLY SOLUTION ENTERPRISES LTD	20/12/2019	3265493	315,750
KIWAN HARDWARE	8/9/2020	32	10,700

**COUNTY GOVERNMENT OF LAIKIPIA - EXECUTIVE**

**FY 2020/2021 Quarterly Report and Financial Statements**

**For the 4<sup>th</sup> Quarter ended 30<sup>th</sup> June 2021**

MEDIX EAST AFRICA LTD	27/11/2020	107	86,500
SANCY GENERAL ENTERPRISES	3/8/2020	63	113,020
SIFARM DIARIES	3/8/2020	61	146,300
SIFARM DIARIES	1/7/2020	53	148,400
SIFARM DIARIES	2/10/2020	75	151,200
MEDIX EAST AFRICA LTD	19/08/2020	6	153,000
DANVOUR INVESTMENT	21/08/2020	3811	159,800
ALLMED MEDICAL SUPPLIES LIMITED	7/10/2020	40	185,400
SCIENCESCOPE	23/08/2018	3085583	302,750
ALLMED MEDICAL SUPPLIES LIMITED	7/10/2020	39	723,000
CAELE INVESTMENT	30/06/2020	3271731	482,000
LAWICE ENTERPRISES	3/2/2021	3077925	590,896
WACKLIC AGENCIES	3/2/2021	3077926	179,500
WACKLIC AGENCIES	2/12/2020	3077921	109,500
PENTA MEDICAL LTD	11/1/2021	3077923	493,000
PENTA MEDICAL LTD	15/4/2021	222	1,381,772
ALFAJIRI PHARMACEUTICALS LTD			1,019,000
WEST PHARMACY	26/05/2021	3077934	369,900
PENTA MEDICAL LTD	27/05/2021	3077937	586,100
NJOIASA ENTERPRICE	29/1/2021	3077924	409,598
SANCY GENERAL ENTERPRICE		2210224	146,270
WEST PHARMACY	16/4/2021	3077931	290,460
WACKLIC AGENCIES	22/04/2021	3077930	133,500
LAWICE ENTERPRISES		3077903	314,384
MUNAWARA HOLDING LTD	24/2/2021	194	600,000
JACA AFRICA	15/4/2021	222	2,500,000

**COUNTY GOVERNMENT OF LAIKIPIA - EXECUTIVE**  
**FY 2020/2021 Quarterly Report and Financial Statements**  
**For the 4<sup>th</sup> Quarter ended 30<sup>th</sup> June 2021**

PLAN HEALTHCARE LTD	5/3/2021	1174	1,842,908
DENWORTH LTD	14/4/2021	205	1,000,000
UNIFORM CENTER MT.KENYA		229	3,300,000
ESTAM TRADERS LTD	27/05/2021	3077936	163,102
NJOIASA ENTERPRICE	26/5/2021	3077932	409,598
SUPPLY SOLUTION LTD	6/5/2021	228	3,500,000
VILOTEK KENYA LTD	22/4/2021	201	750,000
KENLINK ELECTRICALS	21/9/2020	166	75,950
SUNCARE MEDICAL&SURGICAL SUPPLIES	14/4/2021	215	2,600,000
COREPLIX LIMITED	17/05/2020	3586496	42,630
MULTIGEN SUPPLIES	7/5/2019	00203	26,650
MULTIGEN SUPPLIES	7/5/2019	3337150	220,700
MULTIGEN SUPPLIES	7/5/2019	00201	423,850
MULTIGEN SUPPLIES	7/5/2019	33337149	830,000
MULTIGEN SUPPLIES	7/5/2019	00202	110,300
ALLMED MEDICAL SUPPLIES	3/7/2020	3586464	8,980,000
WACKLIC AGENCIES	23/02/2021	3077927	443,500
KEMSA	22/02/2021	193	28,630,149
TAIFA BUTCHERY	10/5/2020	1134	59,615
MEGAPOT ENTERPRISES	7/31/2020	1135	290,861
ZAKIMA VENTURES	7/1/2020	1136	331,205
MEGAPOT ENTERPRISES	9/30/2020	2118/6	388,706
ZAKIMA VENTURES	8/31/2020	1125	332,208
MEGAPOT ENTERPRISES	10/30/2020	1126/7	376,652
MEGAPOT ENTERPRISES	7/1/2020	1128/9	391,573
BONDENI TREES ENTERPRISES	10/5/2020	1130	176,328



**COUNTY GOVERNMENT OF LAIKIPIA - EXECUTIVE**

**FY 2020/2021 Quarterly Report and Financial Statements**

**For the 4<sup>th</sup> Quarter ended 30<sup>th</sup> June 2021**

ZAKIMA VENTURES	10/5/2020	1131	335,512
JACESTO INVESTMENT	10/5/2020	1132	69,240
ZAKIMA VENTURES	7/31/2020	1133	325,187
WEST PHARMACY	6/4/2021	1010	22,200
LAMCOOH	5/21/2021	1080	360,000
SMARTVEWA TRADERS	1/27/2021	1137	214,220
MWANGAZA GAS SUPPLIERS	3/1/2021	1053	168,000
DEKAAAN ENGINEERING & GASES	4/27/2021	1065	315,800
MEGAPOT ENTERPRISES	3/31/2021	1001/2	392,850
JACESTO INVESTMENT	3/31/2021	1003	65,400
JACESTO INVESTMENT	3/31/2021	1004	22,600
TAIFA BUTCHERY	3/31/2021	1005	61,346
MEGAPOT ENTERPRISES	3/1/2021	1149/50	395,155
TAIFA BUTCHERY	3/1/2021	1052	38,266
JACESTO INVESTMENT	3/1/2021	1051	69,240
MEGAPOT ENTERPRISES	2/1/2021	1144/5	368,392
JACESTO INVESTMENT	2/1/2021	1146	69,240
JACESTO INVESTMENT	2/1/2021	1148	33,900
TAIFA BUTCHERY	2/1/2021	1147	36,535
MEGAPOT ENTERPRISES	1/5/2021	1141/2	388,706
JACESTO INVESTMENT	1/5/2021	1140	69,240
TAIFA BUTCHERY	1/5/2021	1139	48,652
MEGAPOT ENTERPRISES	4/30/2021	1006/7	371,809
JACESTO INVESTMENT	4/30/2021	1008	69,240
TAIFA BUTCHERY	4/30/2021	1009	53,845
WEST PHARMACY	5/25/2021	1082	431,500

**COUNTY GOVERNMENT OF LAIKIPIA - EXECUTIVE**

**FY 2020/2021 Quarterly Report and Financial Statements**

**For the 4<sup>th</sup> Quarter ended 30<sup>th</sup> June 2021**

CHEM LABS LTD	5/5/2021	1075	392,250
GEEWEST ENTERPRISES	3/25/2021	1055	350,000
WEST PHARMACY	3/24/2021	1124	549,300
WEST PHARMACY	3/24/2021	1122/3	1,925,500
WEST PHARMACY	5/12/2021	1079	2,000,000
WEST PHARMACY	5/18/2021	1078	112,000
WEST PHARMACY	3/23/2021	1054	266,500
MWANGAZA GAS SUPPLIERS	14/6/2021	1084	168,000
MEGAPOT ENTERPRISES	2/6/2021	1091	270,316
MEGAPOT ENTERPRISES	2/6/2021	1092	125,499
JACESTO INVESTMENT	2/6/2021	1093	69,240
TAIFA BUTCHERY	2/6/2021	1094	53,714
WEST PHARMACY	17/6/2021	1086	40,000
WEST PHARMACY	15/6/2021	1085	11,000
WEST PHARMACY	17/02/2021	2229	1,069,800
WEST PHARMACY	25/5/2021	1081	1,100,000
MIPAKI ENTERPRISES	7/6/2021	1083	600,000
AMESTAR ENTERPRISES	20/4/2021	1015	306,936
BONDENI TREES ENTERPRISES	5/1/2021	1143	177,984
GENTEEL INESTMENTS LIMITED	23/6/2021	1088	58,500
NDUNGLEEH GENERAL PRINTERS & SUPPLIES	24/6/2021	1089	160,000
MUIBAR VENTURES	15/1/2021	1138	240,000
RANY WORKS LIMITED	28/2/2021	1011	145,000
RANY WORKS LIMITED	30/3/2021	1012	67,500
RANY WORKS LIMITED	30/4/2021	1013	67,500
RANY WORKS LIMITED	30/5/2021	1014	67,500

**COUNTY GOVERNMENT OF LAIKIPIA - EXECUTIVE**

**FY 2020/2021 Quarterly Report and Financial Statements**

**For the 4<sup>th</sup> Quarter ended 30<sup>th</sup> June 2021**

OXYPLUS INTERNATIONAL	18/5/2021	1077	195,000
SMARTVEWA TRADERS	1/4/2021	1016	56,000
ALICOYA MERCHANTS	26/03/2020	1443	121,100
JOSNJI ENTERPRISES	17/12/2019	3265424	810,000
JOSNJI ENTERPRISES	17/12/2019	3265425	849,500
JOSNJI ENTERPRISES	17/12/2019	3265426	420,500
JOSNJI ENTERPRISES	17/12/2019	3265427	356,500
GLOBAL INTERJAPAN	13/12/2019	795	477,368
JACESTO INVESTMENT	8/1/2020	980	52,970
JACESTO INVESTMENT	29/04/2020	1507	63,080
NYAHURURU SERVICE STATION	17/12/2019	835	381,907
NYAHURURU SERVICE STATION	17/12/2019	838	362,574
NYAHURURU SERVICE STATION	13/02/2020	1254	234,016
ALICOYA MERCHANTS	15/04/2020	1442	779,000
<b>SUB-TOTAL</b>			<b>138,236,021</b>
<b>SUPPLY OF SERVICES</b>			
AMESTER ENTERPRISES	11/25/2020	3001	292,320
SYSTEM PARTNERS	1/4/2021	3003	174,000
SYSTEM PARTNERS	3/31/2021	3005	150,000
SYSTEM PARTNERS	1/7/2020	783583	174,000
DANVOUR INVESTMENTS	6/30/2020	783536	416,500
DANVOUR INVESTMENTS	8/18/2020	783537	356,500
SHUTTLE OUTO GARAGE	3/12/2021	624	69,300
SHUTTLE OUTO GARAGE	3/12/2021	625	109,000
SHUTTLE OUTO GARAGE	3/30/2021	627	33,000
SHUTTLE OUTO GARAGE	3/30/2021	626	34,500



**COUNTY GOVERNMENT OF LAIKIPIA - EXECUTIVE**

**FY 2020/2021 Quarterly Report and Financial Statements**

**For the 4<sup>th</sup> Quarter ended 30<sup>th</sup> June 2021**

SHUTTLE OUTO GARAGE	7/1/2021	615	42,500
SHUTTLE OUTO GARAGE	4/13/2021	634	156,500
SHUTTLE OUTO GARAGE	12/11/2021	616	98,500
SHUTTLE OUTO GARAGE	5/6/2021	635	41,200
SHUTTLE OUTO GARAGE	5/21/2021	638	82,800
SHUTTLE OUTO GARAGE	6/18/2021	642	28,000
SHUTTLE OUTO GARAGE	6/8/2021	639	32,000
SHUTTLE OUTO GARAGE	24/1/2021	621	383,500
PELT SECURITY SERVICES	2/1/2021	628	96,000
PELT SECURITY SERVICES	3/1/2021	629	240,000
PELT SECURITY SERVICES	3/1/2021	630	96,000
PELT SECURITY SERVICES	2/1/2021	631	216,000
PELT SECURITY SERVICES	4/1/2021	632	96,000
PELT SECURITY SERVICES	4/1/2021	633	240,000
PELT SECURITY SERVICES	4/30/2021	636	96,000
PELT SECURITY SERVICES	4/30/2021	637	240,000
PELT SECURITY SERVICES	6/2/2021	640	96,000
PELT SECURITY SERVICES	6/2/2021	641	240,000
NAWASCO			2,149,158
NAWASCO			121,042
KENYA POWER AND LIGHTING CO.LTD			4,665,476
SHUTTLE AUTO GARAGE	16/03/2020	783579	15,780
NYAHURURU WATER & SANITATION CO.			280,499
NYAHURURU WATER & SANITATION CO.			662,975
OLYMPIA HOTELS	4/8/2020	45	1,083,600
LJONS COURT INN	4/11/2020	1724	138,000

**COUNTY GOVERNMENT OF LAIKIPIA - EXECUTIVE**

**FY 2020/2021 Quarterly Report and Financial Statements**

**For the 4<sup>th</sup> Quarter ended 30<sup>th</sup> June 2021**

DANVOUR INVESTMENT	26/1/2021	2017	449,500
NYAHURURU WATER & SANITATION CO.			1,257,812
WALKERS KIKWETU	9/3/2020	33	152,000
WALKERS KIKWETU		1285295	321,000
NYAHURURU WATER & SANITATION CO.			385,900
GLOSEC SERVICES LTD			108,000
JESIMA HOTEL LTD	24/08/2020	199	139,200
MIRIKA GENERAL MERCHANTS	28/05/2020	1763320	1,100,000
LIONS COURT INN (K) LTD	2/3/2020	0050	138,000
OLYMPIA HOTEL	1/9/2020	0009	890,400
SHUTTLE AUTO GARAGE	12/1/2021	457	128,000
LIKII AUTO GARAGE	8/10/2021	350	298,500
UJUZI NA BIASHARA	28/04/2020	0031	1,755,600
RUMURUTI FIESTA HOTEL	3/4/2020	1252829	284,700
WALKERS KIKWETU	1/4/2020	1252805	615,600
SPORTMANS ARMS	14/07/2020	1252849	30,000
MIRIKA GENERAL MERCHANTS	2/7/2020	1763327	840,000
STANDARD GROUP	19/05/2020	0783582	86,640
STANDARD GROUP	6/3/2020	2215	177,480
MIRIKA GENERAL MERCHANTS	17/6/2020	1763344	750,000
LIKII AUTO GARAGE	17/11/2020	2300	255,700
SHUTTLE AUTO GARAGE	23/10/2020	2268	220,500
EASTWARDS GARDEN HOTELS LIMITED	21/06/2021	8512	353,400
BLESSED EVENTS AND ENTERTAINMENT COMPANY	26/06/2020	0163	320,000
OLYMPIA HOTEL	23/05/2020	1252822	984,900

**COUNTY GOVERNMENT OF LAIKIPIA - EXECUTIVE**

**FY 2020/2021 Quarterly Report and Financial Statements**

**For the 4<sup>th</sup> Quarter ended 30<sup>th</sup> June 2021**

OLYMPIA HOTEL	11/5/2020	1252820	1,297,800
OLYMPIA HOTEL	5/4/2020	0783587	1,559,500
RADIKO AFRICA LTD	16/11/2020	495	726,000
WALKERS KIKWETU	1/4/2020	2396	245,000
WALKERS KIKWETU	26/05/2020	28	112,500
NYERI MOTORS SERVICES LTD			120,479
SECULINK KENYA LTD	4/1/2021	1385816	156,000
SECULINK KENYA LTD	2/2/2021	1385817	132,000
SECULINK KENYA LTD	2/3/2021	11385818	132,000
SECULINK KENYA LTD	1/4/2021	1385820	132,000
SECULINK KENYA LTD	3/5/2021	1385821	132,000
NETZERO SYSTEMS	1/4/2021	1385819	124,400
NETZERO SYSTEMS	4/1/2021	1385822	124,400
SECULINK KENYA LTD	2/6/2021	1385823	132,000
<b>SUB-TOTAL</b>			<b>30,615,561</b>
<b>INTER ENTITY TRANSFERS</b>			
LAIKIPIA HEALTH SECTOR SERVICES FUND			546,000
<b>SUB-TOTAL</b>			<b>546,000</b>
<b>SALARY ARREARS</b>			
NSSF			670,300
NHIF			1,699,500
<b>SUB-TOTAL</b>			<b>2,369,800</b>
<b>HEALTH TOTAL</b>			<b>176,975,523</b>



**COUNTY GOVERNMENT OF LAIKIPIA - EXECUTIVE**

FY 2020/2021 Quarterly Report and Financial Statements

For the 4<sup>th</sup> Quarter ended 30<sup>th</sup> June 2021

DEPARTMENT OF AGRICULTURE, LIVESTOCK AND FISHERIES				
SUPPLIER/CONTRACTOR	LPO/LSO DATE	LPO/LSO NO.	LPO/LSO AMOUNT	
<b>CONSTRUCTION OF BUILDING</b>				
SOYAMA HARDWARE LIMITED	12/21/2020		1,540,784	
MAXCON GENERAL CONSTRUCTION	3/16/2018	1439783	1,720,000	
GRARYAN CONTRACTORS LTD	4/2/2020	0225402	2,752,598	
SPARLEX LIMITED	3/16/2018	1439798	87,119	
VIBEHEM GENERAL ENTERPRISES LTD	3/19/2018	1439773	508,519	
<b>SUB-TOTAL</b>			<b>6,609,020</b>	
<b>CONSTRUCTION OF CIVIL WORKS</b>				
LAIKITECH ENTERPRISE LIMITED	7/3/2020	518	1,312,598	
Karwima Enterprises Limited	3/4/2021	523	838,470	
NKONGE SOLUTIONS	5/5/2020	225407	535,000	
AL.TAN ENTERPRISES	5/5/2020	225406	540,000	
Afrioqbar enterprises	1/21/2020	496	1,089,553	
Afrioqbar enterprises	1/21/2020	495	1,089,553	
Jayden Holding Limited	1/21/2020	490	1,090,910	
Taffe works ltd	1/21/2020	489	1,092,198	
JAMAKA CO. LTD	27/03/2020	0225401	1,267,486	
Wildlion Investment limited	1/21/2020	491	1,382,256	
Wildlion Investment limited	1/21/2020	493	1,382,256	
Taffe works ltd	18/6/2019	510	1,459,222	
ALVINCO LIMITED	5/30/2019	1623498	1,920,000	
ENDS INTERNATIONAL COMPANY LIMITED	3/19/2018	1439784	264,057	

**COUNTY GOVERNMENT OF LAIKIPIA - EXECUTIVE**

**FY 2020/2021 Quarterly Report and Financial Statements**

**For the 4<sup>th</sup> Quarter ended 30<sup>th</sup> June 2021**

JOANS AND WILLS TRADERS LTD	5/22/2020	3586306	534,120
Jaden Holding Limited	1/21/2020	492	1,089,553
LEEKADO CONSTRUCTION COMPANY	5/6/2020	3586305	1,389,216
ROHI-TECH GEN	5/28/2019	426	1,952,280
MBISAW ENTERPRISES LTD	5/22/2019	1623499	1,970,270
ELLERSTON ENTERPRISES	6/8/2019	450	3,886,000
<b>SUB-TOTAL</b>			<b>26,084,998</b>
<b>SUPPLY OF GOODS</b>			
TOTAL KENYA	6/24/2020	3246744	1,000,000
KARLO NAIVASHA	12/21/2020		1,000,000
KUDADO HOLDING LIMITED	12/7/2020		1,520,000
KABET ENTERPRISES	3/4/2021		1,980,200
LEMAKENYA LTD	12/21/2020		2,000,000
JOROSEATE VENTURES	2/22/2021		2,000,000
KEVAVAPI	12/21/2020	522	4,099,800
DANROBE GENERAL ENTERPRISE	6/15/2020	3246743	85,250
SAMBEER AFRICA	6/7/2019	480	132,000
MIKAN URBAN LIMITED	5/29/2020	3246713	168,450
KATHINI TRADERS	5/30/2019	3265227	169,000
RANY SUPPLIERS	11/13/2020	3265256	360,600
LIKII AUTO GARAGE	3/6/2020	3586304	400,000
Taffe works ltd	1/21/2020	488	1,061,052
KVDA	5/22/2020	3265239	1,498,250
DENMARK INVESTMENT	5/5/2020	0225403	1,650,000
LIKII AUTO GARAGE	5/4/2018	3265249	340,000
GIDPWAP INVESTMENT	3/2/2020	508	178,800

## COUNTY GOVERNMENT OF LAIKIPIA - EXECUTIVE

### FY 2020/2021 Quarterly Report and Financial Statements

For the 4<sup>th</sup> Quarter ended 30<sup>th</sup> June 2021

SIMLAW SEEDS	3/27/2019	429	451,020
KARLO MACHAKOS	3/27/2019	430	500,000
KVDA	6/15/2020	3265242/43	535,650
BRIM SUPPLIES AND SERVICES LTD	5/30/2019	449	590,100
TOP BARGAIN AGENCIES LTD	5/9/2019	425	951,180
SOILCARES LIMITED	6/6/2019	3265228	1,281,060
MIKAN URBAN LIMITED	3/3/2019	446	2,040,000
JAKE DUAL LIMITED	5/29/2019	453	2,700,480
KEVEVAPI	6/27/2019	501	3,678,000
<b>SUB-TOTAL</b>			<b>32,370,892</b>
<b>SUPPLY OF SERVICES</b>			
GIDWAP INVESTMENT	11/5/2019	0225404	70,000
GLADNESS EVENTS	16/10/2020	0225404	70,000
SHUTTLE GARAGE	6/6/2019	500	278,000
EMESS HOTEL NANYUKI	11/28/2020	1623499	8,700
LIKII AUTO GARAGE	4/29/2019	398	37,931
BEISA HOTEL	2/3/2019	541	40,000
Likii Auto Garage	3/4/2021		128,876
WALKERS KIKWETU	3/6/2020	1623486	14,500
WALKERS KIKWETU	9/23/2019	1623486	14,500
SHUTTLE GARAGE	9/17/2019	411	26,400
WALKERS KIKWETU	3/27/2020	1623487	48,000
NANYUKI VOCATIONAL TRAINING	14/8/2019	1623475	54,600
NANYUKI VOCATIONAL TRAINING	3/2/2020	1623488	57,500
BEISA HOTEL	1/8/2020	1623495	60,900
NATION MEDIA GROUP	4/29/2019	1623457	75,972



**COUNTY GOVERNMENT OF LAIKIPIA - EXECUTIVE**

**FY 2020/2021 Quarterly Report and Financial Statements**

**For the 4<sup>th</sup> Quarter ended 30<sup>th</sup> June 2021**

NANYUKI VOCATIONAL TRAINING	14/08/2019	1623480	80,500
NANYUKI VOCATIONAL TRAINING	23/9/2019	1623477	88,000
STANDARD GROUP	5/6/2019	3265249	88,160
NATION MEDIA GROUP	4/9/2019	363	91,640
BEISA HOTEL	3/11/2020	1623499	104,000
NATION MEDIA GROUP	5/25/2019	494	173,800
<b>SUB-TOTAL</b>			<b>1,611,979</b>
<b>AGRICULTURE TOTAL</b>			<b>66,676,889</b>

<b>DEPARTMENT OF INFRASTRUCTURE, LAND AND URBAN DEVELOPMENT</b>			
<b>SUPPLIER/CONTRACTOR</b>	<b>LPO/LSO DATE</b>	<b>LPO/LSO NO.</b>	<b>LPO/LSO AMOUNT</b>
<b>CONSTRUCTION OF CIVIL WORKS</b>			
ABACIA ALLION MERCHANT	16-Mar-20	657	3,692,520
ANOX ENTERPRISES LTD	31-Mar-20	738	1,923,103
ASKAS ENTERPRISE LTD	31-Mar-20		3,981,816
ASMASHA LIMITED	6-Mar-20	682	3,955,020
BIG NUMBER ROADS AND CONSTRUCTION COMPANY LIMITED	28-Mar-20	689	1,938,360
CAGMA CONSOLIDATED LTD	10-Mar-20	694	2,221,980
CHUPAVU CONTRACTORS	16-Mar-20	676	3,996,200
DAIGA QUARRY LTD	4-Mar-20	668	3,895,929
DANZUL BENESTO INTERNATIONAL LTD	15-May-20	750	3,425,480
DECIMA AGENCY	8-Apr-20	724	1,498,778
EDIJOY CONSULTANTS LTD	6-Mar-20	680	2,413,960
EGA CONSTRUCTION LTD	13-Apr-20		3,204,500
ELLERSTONE ENTERPRISES	11-Mar-20	674	3,838,098

**COUNTY GOVERNMENT OF LAIKIPIA - EXECUTIVE**

**FY 2020/2021 Quarterly Report and Financial Statements**

**For the 4<sup>th</sup> Quarter ended 30<sup>th</sup> June 2021**

ELONINO TRADING COMPANY LTD	13-Apr-20	730	2,071,034
EST.AMAX ENTERPRISES	12-Mar-20	675	2,162,240
EXPRESSWAYS TRADING CO. LTD	13-Apr-20	742	3,330,155
EZEILI COMPANY LTD	19-May-20	660	2,488,200
FAMO CONTRACTORS LTD	20-Mar-20	677	3,452,102
FUSKA ENGINEERING LTD	11-Mar-20	718	2,219,370
FUSKA ENGINEERING LTD	29-Jun-20		3,715,248
GAKEU CONTRACTORS AND CIVIL ENGINEERING	15-May-20	733	1,790,097
GENWORTH ENTERPRISES	11-Mar-20	666	2,924,093
GICAT MERCHANTS LTD	13-Mar-20	709	2,473,683
GIFATT COMPANY LTD	15-May-20	748	3,187,216
GRATIMO HOLDINGS CO LTD	9-Apr-20	739	3,880,003
GREEN CORNER CO LTD	12-Apr-20	736	3,504,828
H & SONS INVESTMENT LTD	11-Mar-20	665	1,191,192
HARVWAY LTD	22-Apr-20	635	3,949,150
HEKAN CONTRACTORS	13-Mar-20		3,978,800
HYDROTECH INTERSERVICES LTD			2,514,300
INSUNT CONTRACTORS LTD	3-Apr-20	702	3,959,428
IQNOVATE MERCHANTS	15-May-20	649	3,453,535
JANE GRANDSOLID ENTERPRISES LTD	21-Apr-20	737	3,989,470
JAYLA LTD	3-Mar-20	652	2,864,040
JEDIDIA SALES LIMITED	20-Mar-20	672	3,686,468
JOCES BUILDING & CIVIL CONTRACTORS LTD			2,200,000
JOMURA CONTRACTORS	21-Apr-20	747	3,947,944
KADOGOO CONSTRUCTION (K) LTD	26-Mar-20	656	3,219,812
KIGIMA CONSTRUCTION LTD	26-Jun-18		526,630

## COUNTY GOVERNMENT OF LAIKIPIA - EXECUTIVE

### FY 2020/2021 Quarterly Report and Financial Statements

For the 4<sup>th</sup> Quarter ended 30<sup>th</sup> June 2021

KIHALA CONSTRUCTION LTD	14-Apr-20	752	3,944,000
KOKOO SARAH LTD	24-Mar-20	671	3,989,289
LAIKIPIA JENROAN CRUTCHERS AND CONSTRUCTION	16-Mar-20	647	3,979,670
LANEWAY HOLDINGS LTD	17-Mar-20	658	3,737,986
LAURENZO ENTERPRISES LTD	6-Mar-20		2,998,500
LJONDRILL INVESTMENT LTD	16-Mar-20	685	3,885,420
LYNSMAR ENDEAVORS LTD	26-Mar-20	703	1,774,558
MERNGA INVESTMENT LTD	10-Mar-20	646	3,868,005
MITZ EARTH KENYA	13-Apr-20	710	3,886,232
MT KENYA LEEWAED BUILDERS	9-Jan-20	664	15,899,260
MUNENE ENTERPRISIES LTD	4-Mar-20	650	3,739,840
MUYU CONTRACTORS COMPANY LTD	3/11/2020	641	3,042,448
NATIONAL YOUTH SERVICE	2-Oct-20		26,251,759
NAVOLOUR HOLDINGS	4-Mar-20	754	1,066,480
NERIK LIMITED	2-Apr-20	722	3,698,979
NILARKISCO CONSTRUCTION	20-Mar-20	706	1,988,298
PAMWAGI LIMITED	24-Apr-20	704	2,949,392
PATMBICH GENERAL ENTERPRISES LTD	14-Apr-20	723	3,397,790
PRECILVER VENTURES LTD	14-Mar-20	749	2,651,760
PRIME MOVER MASTER CONTRACTORS	22-Apr-20	745	3,968,940
QUADD LIMITED	43896	644	3,070,926
SABRJO GENERAL CONTRACTORS LTD		656	3,839,368
SAPPHIRES KONNET LIMITED	23-Mar-20		3,099,520
SASU CONTRACTORS LTD	13-Mar-20	740	3,886,580
SHELLIWACHO LTD	13-Mar-20	757	3,932,270



**COUNTY GOVERNMENT OF LAIKIPIA - EXECUTIVE**

**FY 2020/2021 Quarterly Report and Financial Statements**

**For the 4<sup>th</sup> Quarter ended 30<sup>th</sup> June 2021**

TAFFE WORKS LTD	26-Mar-20	714	1,899,314
TEWANGI LTD	19-Mar-20	670	2,690,986
TEXXAS GENERAL STORES LIMITED	22-May-20	755	3,842,000
TWO D AND M CONTRACTORS AND SUPPLIERS	16-Mar-20	969	1,981,094
V ALLONNESS GENERAL AGENCIES LTD	2-Apr-20	726	1,733,040
VERTOM COMM LTD	25-Mar-20	651	3,204,500
VERTOM COMM LTD	24-Mar-20	741	2,856,434
VERTOM COMMUNICATION LTD	13-May-20	734	982,333
WIKAGI CONTRACTORS & FARM MACHINERY LTD	23-Apr-20	744	2,454,517
WILD LION INVESTMENT LTD	11-Mar-20	711	3,726,559
ZIKTO ENTERPRISES LTD	12-Mar-20	679	3,949,684
<b>SUB-TOTAL</b>			<b>264,532,513</b>
<b>SUPPLY OF GOODS</b>			
KATHINI TRADERS			586,800
<b>SUB-TOTAL</b>			<b>586,800</b>
<b>SUPPLY OF SERVICES</b>			
GRAWAM LIMITED			430,000
GRAWAM LIMITED			850,663
GRAWAM LIMITED			802,256
GRAWAM LIMITED			1,249,378
KIHALA CONSTRUCTION LTD	43935	752	116,000
NATION MEDIA GROUP			183,280
PANAFRICAN EQUIPMENT			3,945,738
PANAFRICAN EQUIPMENTS GROUP	5/22/2020	17631622	800,000
SHUTTLE AUTO GARAGE	12-May-20		474,324
SHUTTLE AUTO GARAGE	22/10/2019	1763152	37,816

**COUNTY GOVERNMENT OF LAIKIPIA - EXECUTIVE**

**FY 2020/2021 Quarterly Report and Financial Statements**

**For the 4<sup>th</sup> Quarter ended 30<sup>th</sup> June 2021**

SHUTTLE AUTO GARAGE				34,104
SHUTTLE AUTO GARAGE	22/1/2020	1763158		75,000
STANDARD GROUP				86,640
STANDARD GROUP				177,480
<b>SUB-TOTAL</b>				<b>9,262,679</b>
<b>INFRASTRUCTURE TOTAL</b>				<b>274,381,992</b>

<b>DEPARTMENT OF EDUCATION AND SOCIAL SERVICES</b>				
<b>SUPPLIER/CONTRACTOR</b>	<b>LPO/LSO DATE</b>	<b>LPO/LSO NO.</b>	<b>LPO/LSO AMOUNT</b>	
<b>CONSTRUCTION OF BUILDING</b>				
ANABRA ENTERPRISES LTD	25/5/20	1252927	1,896,688	
ECOSOPHY VENTURES	20/03/2019	361	1,374,983	
LEMAC CONTRACTORS LIMITED	4/4/2020	418	1,484,069	
NETKIM LIMITED	4/4/2020	429	1,398,624	
SHENZEN SOLUTIONS LIMITED	4/4/2020	420	1,582,785	
WENWEE CONTRACTORS	4/4/2020	419	1,482,967	
MABUNIAN CONSTRUCTION COMPANY LTD	23.06.20	434	1,282,370	
KOKOO SARAH LIMITED	02.04.20	410	1,646,915	
THE EAGLES ROCK COMPANY	02.04.20	411	1,653,075	
KEISTONE CONSTRUCTION COMPANY LTD	18/3/2018	1439293	799,802	
SALTOS ENTERPRISES LTD	24/3/2018	1561217	810,436	
DESIMA AGENCY	14/3/2018	1439287	799,008	
TEAMUL LTD	11/3/2018	1439286	798,796	
METAGLASS TRADER	26/3/2018	1561201	799,775	
AMANDA LTD	14/3/2018	1561208	789,020	

**COUNTY GOVERNMENT OF LAIKIPIA - EXECUTIVE**

**FY 2020/2021 Quarterly Report and Financial Statements**

**For the 4<sup>th</sup> Quarter ended 30<sup>th</sup> June 2021**

WENZHOU CONTRACTORS	14/3/2018	1561210	810,500
TRUAN ENTERPRISES	14/3/2018	1561214	791,004
CINTAK ESL LTD	14/3/2018	1561218	796,305
KARWIMA ENTERPRISES LTD	14/03/2018	1429285	783,754
INFINITE GENERAL MERCH LTD	6/4/2018	1439300	794,466
TENMYLES ENTERPRISES	14/4/2018	1439298	799,831
GREENLAND SUPPLIES LTD	26/3/2018	1561206	798,196
DANROBE GENERAL ENTERPRISES	13/4/2018	1439295	799,124
MASHVILLE COMPANY LTD	14/03/2018	1439388	799,999
COMPACTOR LOGISTIC LTD	21/5/2018	1561240	798,695
JOMUDI ENTERPRISES COMPANY	14/3/2018	1561252	830,676
BLUELINE AFRICAH AGENCIES LIMITED	26/3/2018	1561207	799,785
TEMBO AFRICA CONSTRUCTION	26/3/2018	1561205	819,999
SAWATA INVESTMENT LTD	20/05/2001 8	1561211	826,007
NDENJOH CONSTRUCTION	14/3/2018	1439289	799,588
SWAP INVESTMENT	6/6/2018	1561202	799,533
JOHSMUTU LTD	26/3/2018	1439291	781,608
LAWICE ENTERPRISES	14/03/2018	1439292	799,802
TRIXLAND COMPANY LTD	14/3/2018	1561235	814,494
NJADRI BUILDING AND CONSTRUCTION	1/3/2018	1439290	799,129
MT KENYA LEEWARD	30/3/2020	407	2,222,351
<b>SUB-TOTAL</b>			<b>36,864,158</b>
<b>CONSTRUCTION OF CIVIL WORKS</b>			
JEDIDIA SALES LIMITED	27.06.19	1252535	617,990
KONECTLINK ENTEPRISES LTD	25/5/20	1252925	1,074,017
BEASTON INVESTMENTS LTD			898,095



## COUNTY GOVERNMENT OF LAIKIPIA - EXECUTIVE

### FY 2020/2021 Quarterly Report and Financial Statements

For the 4<sup>th</sup> Quarter ended 30<sup>th</sup> June 2021

	31.12.19	1252902	1,995,212
KOKOO SARAH LIMITED			
<b>SUB-TOTAL</b>			<b>4,585,314</b>
<b>SUPPLY OF GOODS</b>			
JOMPER ENTERPRISES LTD	25/1/2021	720	9,999,950
HERI GENERAL SUPPLIERS	14/4/2020	431	10,407,759
DENMARK INVESTMENTS	30/10/2020	3504699	290,500
BEYLER SUPPLIERS			252,000
DENMARK INVESTMENTS			199,000
POSTA KENYA			254,458
JADEN HOLDINGS LIMITED	4/5/2020	3504675	600,000
UNIFORM CENTRE			221,950
FAMION GENERAL MERCHANTS	2/12/2020	717/718/719	889,416
KOKOO SARAH LIMITED	17/10/20	701	421,700
<b>SUB-TOTAL</b>			<b>23,536,733</b>
<b>SUPPLY OF SERVICES</b>			
BEISA HOTEL	24/8/2018	997982	23,000
DAMAKA MOTORRCARE GARAGE	24/3/2020	1252911	21,100
DAMAKA MOTORRCARE GARAGE	22/3/2020	1252910	35,000
GLADNESS EVENTS	27/11/2019	1763252	58,000
KENYA POWER		0	13,478
NAWASCO			336,485
SHUTTLE AUTO GARAGE	2/9/2019		17,000
WALKERS KIKWETU	12/8/2019	1252909	60,000
BRIGHTWAYS TRAVELLERS	14/02/2020	1252932	23,000
STRINGERS			690,800
<b>SUB-TOTAL</b>			<b>1,277,863</b>

**COUNTY GOVERNMENT OF LAIKIPIA - EXECUTIVE**

FY 2020/2021 Quarterly Report and Financial Statements

For the 4<sup>th</sup> Quarter ended 30<sup>th</sup> June 2021

EDUCATION TOTAL				66,264,068
DEPARTMENT OF TRADE, TOURISM, CO-OPERATIVES AND INDUSTRIALIZATION				
SUPPLIER/CONTRACTOR	LPO/LSO DATE	LPO/LSO NO.	LPO/LSO AMOUNT	
<b>CONSTRUCTION OF BUILDING</b>				
FAIRHEAD CONSTRUCTION AND WATER COMPANY	5/25/2020	344	1,197,642	
DARESTE LTD	5/25/2020	346	1,306,073	
MC HENRY DEVELOPERS	5/25/2020	347	1,396,553	
KWELU LIMITED	5/25/2020	343	2,945,068	
JAKE DUAL LTD	5/25/2020	342	2,899,988	
EAGELES ROCK	5/12/2020	350	1,362,612	
STYLUS SOLUTIONS LTD	5/12/2020	352	1,383,659	
EZEILI COMPANY	5/12/2020	353	1,639,776	
RAWAMU ENTERPRISES	20/04/2020	60	1,493,430	
SCOAN VENTURES LTD	6/1/2020	1763248	1,895,056	
MAXCON GENERAL CONTRACTORS	5/28/2020	1439034	3,996,350	
MUJH TALK COMPANY	5/12/2020	1439048	3,300,000	
NETKIM LIMITED	5/26/2020	1439011	1,309,346	
MITZ EARTHWORKS	5/12/2020	1439012	1,300,000	
CHAMFLOR WORK LTD	5/26/2020	1439014	1,500,000	
EVENME ENTERPRISES	5/27/2020	1439015	3,000,000	
BLUEGUM HOLDINGS LTD	5/27/2020	1439017	3,300,000	
SAGRA CONTRACTORS LTD	5/28/2020	1439004	1,150,000	
GITMOH LIMITED	5/28/2019	363	1,206,481	
BIZRATE ENTERPRISES LTD	5/12/2020	295	10,075,536	

**COUNTY GOVERNMENT OF LAIKIPIA - EXECUTIVE**

**FY 2020/2021 Quarterly Report and Financial Statements**

**For the 4<sup>th</sup> Quarter ended 30<sup>th</sup> June 2021**

TIPANGO LIMITED	5/26/2020	334	1,249,519
VIBER ELECTRONIC LIMITED	5/6/2019	319	1,994,396
ASMASHA COMPANY LIMITED	27/11/2017	1439962	279,328
RAMBUYA LIMITED	5/17/2020	1439521	3,200,634
KAHIRO ENTERPRISES LTD	1/27/2020		59,660
KAHIRO ENTERPRISES	1/27/2020		217,256
<b>SUB-TOTAL</b>			<b>54,658,363</b>
<b>CONSTRUCTION OF CIVIL WORKS</b>			
CAMUTEC CONTRACTORS AND GENERAL SUPPLIERS	5/26/2020	357	748,669
EVENME ENTERPRISES	5/26/2020	356	1,471,947
HYDROTECH INTERSERVICES	5/28/2020	1763236	1,235,214
EGA CONSTRUCTION COMPANY LIMITED	5/28/2020	1763242	3,974,740
KATHU WORKS	5/28/2020	1763244	1,526,444
JEECURA GENERAL ENTERPRISES	5/29/2020	1763245	379,800
DARESTE LTD	1/6/2020	1763246	2,250,460
BELEZA TIENDA INVESTMENTS	1/6/2020	1763247	1,185,000
THE JAY INVESTMENTS LTD	5/28/2020	1763243	759,510
JOANS AND WILLS TRADERS LTD	5/28/2020	1763249	1,890,000
TENMYLES ENTERPRISES LTD	12/6/2020	1763250	1,152,040
GITMOH LIMITED	2/6/2020	1439035	1,478,240
GIFFAT COMPANY LTD	1/6/2020	1439036	2,099,861
WILDLION INVESTMENTS LTD	2/27/2020	1439037	3,499,360
KNEPAL LIMITED	5/26/2020	1439049	1,500,000
TAMUZI LIMITED	5/8/2019	1439050	3,900,000
COLTI CONSTRUCTION COMPANY	5/25/2020	1439010	2,000,000
CONVOY LIMITED	5/26/2020	1439013	2,300,000



**COUNTY GOVERNMENT OF LAIKIPIA - EXECUTIVE**

**FY 2020/2021 Quarterly Report and Financial Statements**

**For the 4<sup>th</sup> Quarter ended 30<sup>th</sup> June 2021**

MC HENRY DEVELOPERS	5/28/2020	1439018	1,700,000
NEDLIZ SUPPLIERS LTD	12/6/2020	1439016	2,800,000
SKYLINE HOLDINGS LIMITED	12/6/2020	316	387,266
EUROTRONICS MACHINERY SERVICES LTD	5/28/2020	1439007	1,997,559
KEFA VENTURES	5/8/2019	288	389,000
OPENSKY INVESTMENT LIMITED	5/8/2019	358	1,238,863
THE JAY INVESTMENTS LTD	2/20/2017	317	379,900
ADY LIMITED	2/21/2017	299	1,260,500
GUARA LIMITED	5/16/2020	1383742	3,983,672
YOUNG TECH	5/24/2018		329,300
KALALU BUILDING CONTRACTORS	4/15/2016		126,455
TEXAS GENERAL STORES	3/26/2019		198,320
PEKATECH ELECTRICALS	5/24/2018		106,417
KIWAN GENERAL CONSTRUCTION	5/28/2020	1383747	374,100
BURANGI LIMITED	5/8/2019	1439524	384,957
BURANGI LIMITED	5/12/2020	1383708	348,371
DASTEPE COMPANY LIMITED	5/28/2020	1383748	378,171
MASTER VENTURE	6/1/2020	1439530	395,045
JAKAN COMPANY LIMITED	3/8/1900		1,478,142
<b>SUB-TOTAL</b>			<b>51,607,323</b>
<b>SUPPLY OF GOODS</b>			
GOLDENWING INVESTMENTS LTD	6/22/1900	43963	150,000
KATHINI TRADERS	6/20/1900	43963	995,000
GIFFAT COMPANY LTD	6/24/1900	43627	680,000
OXBOW ENTERPRISES LTD	6/23/1900	43593	180,000
<b>SUB-TOTAL</b>			<b>2,005,000</b>

**COUNTY GOVERNMENT OF LAIKIPIA - EXECUTIVE**

**FY 2020/2021 Quarterly Report and Financial Statements**

**For the 4<sup>th</sup> Quarter ended 30<sup>th</sup> June 2021**

<b>SUPPLY OF SERVICES</b>				
STANDARD MEDIA GROUP	6/26/6727	43964		255,200
OXBOW ENTERPRISES LTD	7/1/6727	43966		35,400
GOLDEN WINGS INVESTMENTS	7/2/6727	43590		39,250
STANDARD MEDIA GROUP	7/4/6727	43590		86,640
SHUTTLE AUTO GARAGE	7/10/6727	43606		63,452
LIKII AUTO GARAGE	7/11/6727	43611		45,100
NATION MEDIA	12/13/5839	43617		110,200
WAVEX INTERNET PROVIDER	12/14/5839	43597		472,940
GIFATT LTD	7/13/6727	43593		388,200
BRIGHTWAYS LTD	12/17/5839	43590		106,330
KIRIMARA SPRINGS	8/2/6727	43613		164,700
LAWICE LTD	12/18/5839	43612		384,160
<b>SUB-TOTAL</b>				<b>2,151,572</b>
<b>TRADE TOTAL</b>				<b>110,422,258</b>

<b>DEPARTMENT OF WATER, ENVIRONMENT &amp; NATURAL RESOURCES</b>			
<b>SUPPLIER/CONTRACTOR</b>	<b>LPO/LSO DATE</b>	<b>LPO/LSO NO.</b>	<b>LPO/LSO AMOUNT</b>
<b>CONSTRUCTION OF CIVIL WORKS</b>			
LOLKERRA CONSTRUCTION AND SUPPLIES LIMITED			147,900
VESTO SERVICES			216,692
TECHLINK HYDROSTEMS LIMITED	28/7/20	107	3,051,797
CHARMA ENTERPRISES	22/06/2020	597	2,924,592
ANGERUTO HOLDINGS LIMITED	01.12.2020	619	3,444,852
CRATER ENTERPRISES LIMITED	21/12/2020	622	3,205,680

**COUNTY GOVERNMENT OF LAIKIPIA - EXECUTIVE**

**FY 2020/2021 Quarterly Report and Financial Statements**

**For the 4<sup>th</sup> Quarter ended 30<sup>th</sup> June 2021**

BOBMART LIMITED	17/12/2020	633	3,009,356
BOBMART LIMITED	17/12/2020	630	3,033,953
BONFORD ENERGY LIMITED	21/12/2020	639	2,592,342
CANON BUILDERS AND RENOVATORS LIMITED	14/4/2020	551	355,680
EQUIZONE CONSTRUCTION LIMITED	12.01.2020	618	2,901,642
HAPPIWARA ENTERPRISES	06.11.2020	1013	1,743,500
KARWIMA ENTERPRISES LIMITED	04.11.2020	613	2,799,270
KELIWA ENTERPRISES	30/10/2020	603	544,190
KORNER GENERAL CONTRACTORS LIMITED	10.01.2018	1439183	437,144
KWELU LIMITED	06.01.2021	652	3,400,494
LAWICE ENTERPRISES	28.10.2020	610	3,125,653
LOLKERRA CONSTRUCTION AND SUPPLIES LIMITED		404	147,900
MARIMAYA INVESTMENT LIMITED	24/12/2020	625	1,549,600
NEMIT STEEL HARDWARE	21/01/2021	644	3,988,119
PHALESI LIMITED	04.12.2020	621	1,899,928
PIEM GARAGE	04.12.2020	443	121,650
PROJOLJO LIMITED	13/01/2021	645	3,299,274
PROSONIK LIMITED	29/12/2020	648	3,296,766
TAMUZI LIMITED	06.01.2021	651	3,189,036
TECHLINK HYDROSYSTEMS LTD	28/10/2020	606	3,076,792
VALONNESS GENERAL AGENCIES LIMITED	20.01.2020	642	1,750,698
VESTO SERVICES	02.01.2019	783	216,692
RIFT SUPPLIES AND SERVICES LTD	04.12.2021	624	3,052,658
WEMARK ENTERPRISES	16.12.2021	637	3,433,861
AKACHI AKUCHI LOGISTIIC LTD	15.12.2020	623	3,198,993



**COUNTY GOVERNMENT OF LAIKIPIA - EXECUTIVE**

**FY 2020/2021 Quarterly Report and Financial Statements**

**For the 4<sup>th</sup> Quarter ended 30<sup>th</sup> June 2021**

MENENGAI DRILLING LTD	08.12.2020	629	3,410,882
JAKATHUO CONSTRUCTION LTD	06.01.2021	649	3,152,757
CHARMA ENTERPRISES	26.04.2021	674	3,810,072
IFATA ENGINEERING SERVICE LIMITED			3,635,541
GLOBAL WOODS HARDWARE LIMITED	13.01.2021	653	3,176,500
<b>SUB-TOTAL</b>			<b>86,342,456</b>
<b>SUPPLY OF GOODS</b>			
GESTSUPPLIES LIMITED	28/7/2020	109	446,937
NARIMI TREE SEEDLINGS	2/4/2019	3504858	476,000
GLOBAL INTRJAPAN	17/11/2016	2839153	562,000
DÉCOR HARDWARE AND ELECTRICAL STORES	15/01/2021	631	2,272,061
HELEKIN COMPANY LIMITED	18/12/2020	632	1,549,416
DENMARK INVESTMENTS LIMITED	20/1/2021	657	2,932,600
HEAL-PRIDE MERCHANTS	22/01/2021	668	2,248,000
MAZINGIRA TAJIRI LIMITED	15/12/2020	636	852,549
ZOCOM LIMITED	25/03/2021	667	2,924,118
HAPPIWARA ENTERPRISES		680	1,211,130
BEYLER SUPPLIERS	08.12.20	626	769,000
<b>SUB-TOTAL</b>			<b>16,243,811</b>
<b>SUPPLY OF SERVICES</b>			
LAIKIPIA VILLA AGENCIES			318,969
CANON BUILDERS AND RENOVATORS	13/05/2020	111	355,580
K-LAYERSGENERAL CONTRACTORS	15/05/2018	1763359	343,000
MANDUL AUTO CARE GARAGE	13/11/2019	1763374	20,300
MANDUL AUTO CARE GARAGE	2/12/2019	1763377	32,800
MANDUL AUTO CARE GARAGE	18/11/2019	1763376	61,700
MANDUL AUTO CARE GARAGE	3/6/2020	1763397	55,000
MANDUL AUTO CARE GARAGE	4/11/2019	1763380	50,050
MANDUL AUTO CARE GARAGE	9/12/2019	1763382	30,000

## COUNTY GOVERNMENT OF LAIKIPIA - EXECUTIVE

### FY 2020/2021 Quarterly Report and Financial Statements

For the 4<sup>th</sup> Quarter ended 30<sup>th</sup> June 2021

MANDUL AUTO CARE GARAGE	20/11/2019	1763375	49,500
MANDUL AUTO CARE GARAGE	18/12/2019	1763372	81,000
MANDUL AUTO CARE GARAGE	5/6/2020	1285143	125,000
GLORY AUTO SPARES	23/06/2018	1570326	61,200
SPORTS MAN HOTEL	9/10/2020	129	200,000
NYAHURURU SPORTS CLUB	13/10/2020	130	134,500
GRARYAN CONTRACTORS LIMITED		1641194	722,680
DENMAK INVESTMENTS	10/7/2020	150	1,410,000
KATHINI TRADERS	10/7/2020	139	1,810,000
SHUTTLE AUTO GARAGE	28/09/2020	119	46,113
SHUTTLE AUTO GARAGE	5/11/2019	281	35,700
SHUTTLE AUTO GARAGE	14/07/2020	1285149	19,680
GOLDEN BULLS LIMITED	27/01/2021	1006	11,000
KICKS AIR NET	6/1/2021	654	384,200
PEIM GARAGE	2/3/2021	661	121,650
ACACIA CLASSIC LIMITED	26/05/2021	678	1,550,000
CIFRA CONTRACTORS	10/22/2020	602	2,090,000
LAIKIPIA VILLE AGENCIES	3/2/2021	663	219,052
LAIKIPIA VILLE AGENCIES	3/2/2021	662	244,542
NANYUKI MACHINERY SERVICES	23/02/2021	666	846,800
STANDARD GROUP LIMITED	19/3/20	1008	208,800
TECHLINK HYDROSTEMS	2/3/2021	656	597,400
VANLER CONSTRUCTORS LTD	4/24/2021	673	1,936,789
<b>SUB-TOTAL</b>			<b>14,173,005</b>
<b>WATER TOTAL</b>			<b>116,759,272</b>
<b>COUNTY EXECUTIVE TOTAL</b>			<b>899,933,372</b>