



COUNTY GOVERNMENT OF LAIKIPIA

THE COUNTY TREASURY
P.O. BOX 1271-10400, NANYUKI
info@laikipia.go.ke



Ref: CGL/CEC.F/CA.S/VOL.III/26

29th October, 2020

The Clerk
County Assembly of Laikipia



RE: SUBMISSION OF 1ST QUARTER REPORTS AND FINANCIAL STATEMENTS FOR THE PERIOD ENDED SEPTEMBER 2020.

Pursuant to Public Finance Management Act 2012 section 166 subsection (4) which stipulates that: -Not later than one month after the end of each quarter, the County Treasury shall—

- (a) consolidate the quarterly reports and submit them to the county assembly;
- (b) deliver copies to the Controller of Budget, National Treasury and the Commission on Revenue Allocation; and
- (c) publish and publicize them

In compliance to the above regulation, the county Government of Laikipia hereby submits the 1st quarter reports and financial statements for the period ended 30th September, 2020.

Thanks in advance.

Murungi Ndai
CECM-Finance and Economic Planning
COUNTY GOVERNMENT OF LAIKIPIA




CC
The National Treasury
Treasury Building, Harambee Avenue
P.O. Box 30007-00100
NAIROBI

The Controller of Budget
BIMA House ,12th floor
Harambee Avenue
P.O. Box 35616-00100
NAIROBI

Commission on Revenue Allocation
14Riverside Drive,Grosvenor Suite 2nd floor
PO Box 1310-00200
NAIROBI





**COUNTY GOVERNMENT OF LAIKIPIA
(EXECUTIVE)**

1st QUARTER REPORT AND FINANCIAL STATEMENTS

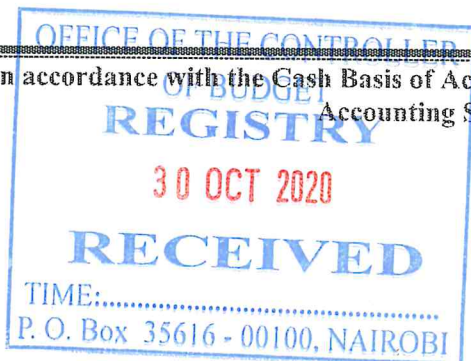
FOR THE PERIOD ENDED

30TH SEPTEMBER 2020

FY 2020/2021



Prepared in accordance with the Cash Basis of Accounting Method under the International Public Sector Accounting Standards (IPSAS)



COUNTY GOVERNMENT OF LAIKIPIA - EXECUTIVE

FY 2020/2021 Quarterly Report and Financial Statements

For the 1st quarter ended 30th September 2020

Table of Content

Page

I.	KEY ENTITY INFORMATION AND MANAGEMENT.....	iii
II.	FORWARD BY THE CECM FINANCE ECONOMIC PLANNING AND COUNTY DEVELOPMENT	viii
III.	STATEMENT OF MANAGEMENT RESPONSIBILITIES.....	xiv
IV.	STATEMENT OF RECEIPTS AND PAYMENTS.....	1
V.	STATEMENT OF FINANCIAL ASSETS.....	2
VI.	STATEMENT OF CASHFLOW	3
VII.	STATEMENT OF COMPARISON OF BUDGET & ACTUAL AMOUNTS: RECURRENT AND DEVELOPMENT COMBINED.....	5
VIII.	STATEMENT OF COMPARISON OF BUDGET & ACTUAL AMOUNTS: RECURRENT.....	7
IX.	STATEMENT OF COMPARISON OF BUDGET & ACTUAL AMOUNTS: DEVELOPMENT	8
X.	BUDGET EXECUTION BY PROGRAMMES AND SUB-PROGRAMMES.....	9
XI.	COUNTY OWN GENERATED REVENUE PERFORMANCE STATEMENT.....	13
XII.	NOTES TO THE FINANCIAL STATEMENTS.....	14
XIII.	OTHER IMPORTANT DISCLOSURES.....	25
XIV.	ANNEX 1 – LIST OF COUNTY GOVERNMENT CORPORATIONS & ENTITIES	27
XV.	ANNEX 2 – OUTSTANDING IMPREST.....	27
XVI.	ANNEX 3 – PENDING BILLS	31

I. KEY ENTITY INFORMATION AND MANAGEMENT

(a) Background information

Laikipia County is one of the 47 Counties in the Republic of Kenya within the Rift Valley Region. “Laikipia” is a Maasai word equivalent to trees plain reflecting the large highland plateau. It borders 7 counties namely Samburu, Isiolo, Meru, Nyeri, Nyandarua, Nakuru and Baringo to the West. It covers an area of 9532.2 km² and is ranked as the 15th largest county in the country by land size and has a population of 518,560 as per the 2019 Kenya Population and Housing Census. The County is cosmopolitan with about 23 communities.

Laikipia County comprises of five administrative sub counties (formerly districts) namely Laikipia East, Laikipia North, Laikipia West, Laikipia Central and Nyahururu. The County consists of three constituencies namely Laikipia East, Laikipia North and Laikipia West. The County interim headquarters is Nanyuki while the gazetted is Rumuruti.

The County is largely rural in settlement and a member of the Central Region Economic Bloc (CEREB), Co-operation for Peace and Development (Amaya Triangle Initiative) and Frontier Counties Development Council.

The main economic activities in the county include ranching, crop farming, beef and dairy farming, tourism and trade. The main crops grown include wheat, maize, beans, potatoes and vegetables. The main livestock types are cattle, goats, sheep and poultry. Major tourist attractions in Laikipia include; wildlife, the unique Maa speaking cultural practices, and the Thomson Falls. Its proximity to Mt. Kenya, Meru National Park, Aberdares ranges and Samburu game parks have equally boosted tourism within the county through provision of hospitality services.

Our vision: *The greatest county with the best quality of life*

Our mission: *To enable every household in Laikipia to lead a prosperous life*

Our core values:

- *People-centeredness*
- *Equity*
- *Accountability*
- *Efficiency*
- *Professionalism*
- *Integrity*
- *Innovativeness*
- *Passion*

(b) Key Management – The Cabinet



H.E NDIRITU MURIITHI
GOVERNOR – COUNTY GOVERNMENT OF LAIKIPIA

COUNTY GOVERNMENT OF LAIKIPIA - EXECUTIVE
FY 2020/2021 Quarterly Report and Financial Statements
For the 1st quarter ended 30th September 2020



H.E JOHN MWANIKI
DEPUTY GOVERNOR



KARANJA NJORA
COUNTY SECRETARY/CHIEF OF
STAFF



ROSE MAITAI
CECM ADMINISTRATION, PUBLIC
SERVICE, ICT AND OFFICE OF THE
GOVERNOR




MURUNGI NDAI
CECM FINANCE, ECONOMIC
PLANNING AND COUNTY
DEVELOPMENT



DR. JOSEPH LENAI
CECM HEALTH AND MEDICAL
SERVICES



DR. LUCY MURUGI
CECM AGRICULTURE, LIVESTOCK
& FISHERIES



JOSEPH SHUEL
CECM INFRASTRUCTURE, LAND
AND URBAN DEVELOPMENT



TABITHA MBIRIRI
CECM EDUCATION AND SOCIAL
SERVICES



BIWOTT TIROP
CECM TRADE, TOURISM,
CO-OPERATIVES AND
INDUSTRIALIZATION



NJENGA KAHIRO
CECM WATER AND NATURAL
RESOURCES

COUNTY GOVERNMENT OF LAIKIPIA - EXECUTIVE

FY 2020/2021 Quarterly Report and Financial Statements

For the 1st quarter ended 30th September 2020

(c) Fiduciary Management

The key management personnel who held office during the quarter ended 30th September 2020 and who had direct fiduciary responsibility were:

No.	Accounting Officers	Name
1	AO Finance Economic Planning and County Development	Paul Njenga
2	AO County Administration, Public Service & Office of the Governor	Karanja Njora
3	AO Health and Medical Services	Dr. Donald Mogoi
4	AO Agriculture, Livestock and Fisheries	James Mungere
5	AO Infrastructure, Land and Urban Development	Kenneth Karanja
6	AO Education and Social Services	Annette Muriuki
7	AO Trade, Tourism, Co-operatives and Industrialization	Jemimmah Mburugu
8	AO Water and Natural Environment	Evans Kamau
No.	County Treasury Members	Name
1	CECM Finance Economic Planning and County Development	Murungi Ndai
2	AO Finance Economic Planning and County Development	Paul Njenga
3	Director Accounting Services	Daniel Ngumi
4	Director Internal Audit	Mary Wachiuri
5	Director Economic Planning	Charles Nderitu
6	CEO Laikipia County Revenue Board	Prudence Waithera
7	CEO Laikipia County Development Authority	Jessy Mugo
8	Asst. Director Budget	Julius Kingori
9	Asst. Director Financial Reporting	Florence Ndung'u
10	Ag. Director Supply Chain Management	Josephine Njoki
11	Ag. Director Asset Management	Rufus Makuno

(d) Fiduciary Oversight Arrangements

County Assembly of Laikipia

County Executive Committee

Laikipia County Executive Audit Committee

Senate Public Accounts Committee

Office of the Controller of Budget.

Office of the Auditor-General

Development Partners Oversight

(e) Entity Headquarters

P.O. Box 1271 - 10400

Interim County Headquarter Building

Kenyatta Avenue

Nanyuki, Kenya

(f) Entity Contacts

Telephone: +254 740031031

E-mail: reports.treasury@laikipia.go.ke

Website: www.laikipia.go.ke

COUNTY GOVERNMENT OF LAIKIPIA - EXECUTIVE

FY 2020/2021 Quarterly Report and Financial Statements

For the 1st quarter ended 30th September 2020

(g) Entity Bankers

1. Central Bank of Kenya
Haile Selassie Avenue
P.O. Box 60000, City Square 00200
Nairobi, Kenya

2. Kenya Commercial Bank
Nairobi, Kenya

3. Co-operative Bank
Nairobi, Kenya

4. Equity Bank
Nairobi, Kenya

5. Family Bank
Nairobi, Kenya

(h) Independent Auditors

Anniversary Towers, University Way
Tel ISDN NO. +254-020-3214000
oag@oagkenya.go.ke
Fax +254-20-311482
P.O. Box 30084 0100
Nairobi.

(i) Principal Legal Adviser

The Attorney General
State Law Office
Harambee Avenue
P.O. Box 40112
City Square 00200
Nairobi, Kenya

(j) County Legal Adviser

P.O. Box 1271 - 10400
Interim County Headquarter Building
Kenyatta Avenue
Nanyuki, Kenya

COUNTY GOVERNMENT OF LAIKIPIA - EXECUTIVE

FY 2020/2021 Quarterly Report and Financial Statements

For the 1st quarter ended 30th September 2020

II. FORWARD BY THE CECM FINANCE ECONOMIC PLANNING AND COUNTY DEVELOPMENT

It is my pleasure to present the Laikipia County Government's Quarterly Financial Reports for the 1st Quarter ended 30th September 2020. The County Government of Laikipia Financial Statements for the 1st Quarter have been prepared in line with The PFM Act 2012 and are in line with the format prescribed by The Public Sector Accounting Standards Board. The PFM Act 2012 Section 166 (4) requires that these statements be submitted to The County Assembly and copies be submitted to The National Treasury, The Office of the Controller of Budget and The Commission of Revenue Allocation within one month after end of each quarter. Pursuant to the PFM Act 2012 Section 149 I confirm that there was accountability to the county assembly in ensuring that the resources of the county government were authorised and lawfully utilised in an effective, efficient, economical and transparent manner.

The link between policy, planning, budgeting and reporting continues being critical as provided for in the Constitution and County Government Act. The financial statements play a critical role in the decision making, management and accountability of public resources. To strengthen the public finance management, the County government will continue to embrace timely financial reporting and deepen public financial reforms e.g. use of the Laikipia County Statistical abstract which is prepared annually as part of budget preparation, project management and strengthening of the financial reporting unit to increase efficiency and effectiveness in service delivery.

The County is committed in ensuring transparency by relaying performance indicators to the public. This will be realized through publishing and publicising financial and non-financial reports as required by the Constitution and the PFM Act 2012.

CORPORATE GOVERNANCE

The functions of County Governments are contained in the Fourth Schedule (Constitution 2010) while the county operates as guided by the County Government Act 2012. The County is headed by The Governor, who is responsible for its general policy and strategic direction and is accountable to the County Assembly and Senate Public Accounts Committee. County Governments consist of two arms namely, the County Assembly and the County Executive.

The County Assembly is the legislative authority of county laws, general oversight of the County Government and representation of the people is vested on County Assembly. It consists of 25 Members of County Assembly (MCAs). The County Executive is the executive arm and comprises of the governor, the deputy governor, the County Executive Committee Members (CECMs) and the County Public Service. Members while the Chief Officer is the accounting and /or the authorized officer of the department.

To improve on its financial and operational performance, the county has formulated various boards and committees composed of committee members with relevant qualifications and experience; and whose remuneration is guided by the Salaries & Remuneration Commission.

COUNTY GOVERNMENT OF LAIKIPIA - EXECUTIVE

FY 2020/2021 Quarterly Report and Financial Statements

For the 1st quarter ended 30th September 2020

The County Government of Laikipia has formulated the following statutory committees and boards;

1. Laikipia County Audit Committee

It was constituted in April 2018 as required by the PFM Regulations 2015 and is guided by an Audit Charter that was approved in September 2018. The committee members are:

No.	Names	Designation	Qualifications
1	Anthony Kiritu	Chairperson	MBA, CPA(K),ICPAK member
2	James Sambu	Member	MBA, CPA(K),ICPAK member
3	Joseph Kimathi	Member	MBA, CPA(K),ICPAK member
4	Elizabeth Kingoo	Member	PhD Supply Chain, CPA(K), ICPAK member
5	Julius Kingori	Treasury Representative	MBA, CPS, CPA(K),ICPAK member
6	Mary Wachiuri	Head of Internal Audit	MBA, CFE, CPA(K),ICPAK member

2. Laikipia County Public Service Board

Laikipia County Public Service Board was established by The Laikipia County Public Service Board Act June 2014. The board members are;

No.	Names	Designation
1	Margaret Mumbi	Chairperson
2	Timothy Wamiti	Secretary
3	Patricia Wangui	Member
4	John Ekale	Member
5	Benson Sururu	Member
6	Christine Chepkoech	Member
7	Moses Mwaura	Member

Other boards and committees formulated by Laikipia County Government are;

1. Laikipia County Revenue Board (LCRB)
2. Laikipia County Development Authority (LCDA)
3. Laikipia County Enterprise Fund Board
4. Laikipia County Co-operative Fund Board
5. County Alcoholic Drinks Regulation Committee
6. The County Budget and Economic Forum
7. County Environmental Committee
8. Nanyuki Teaching & Referral Hospital Board
9. Nyahururu Referral Hospital Board
10. Covid-19 Emergency Response Fund Committee
11. Rumuruti Municipality Board

COUNTY GOVERNMENT OF LAIKIPIA - EXECUTIVE

FY 2020/2021 Quarterly Report and Financial Statements

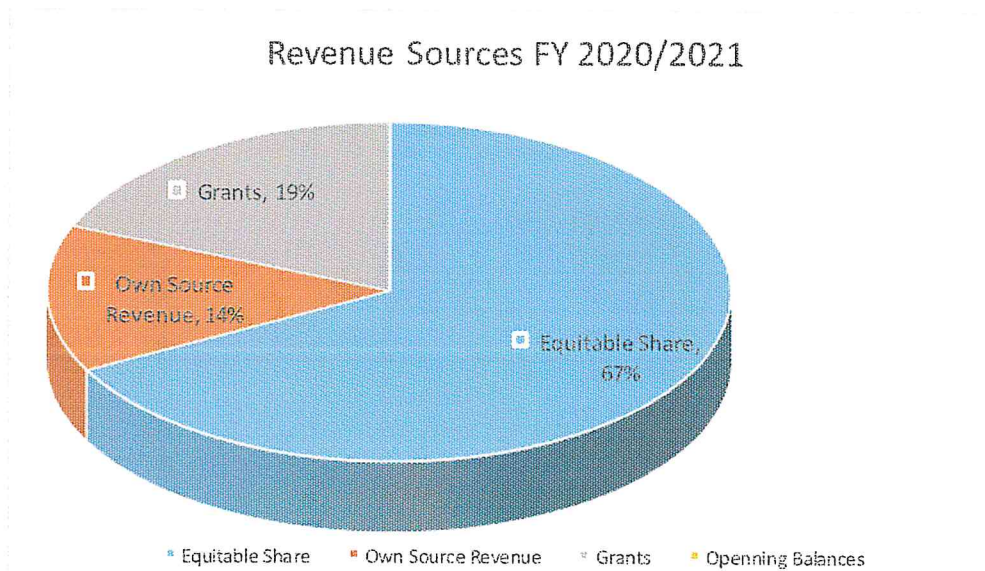
For the 1st quarter ended 30th September 2020

FINANCIAL PERFORMANCE

1. Revenue

The County government's share of revenue raised nationally is determined annually through CARA, as required by Article 202 of the Kenyan Constitution. CARA determines each County's Equitable Share, Conditional Allocations from National Government, and Conditional Allocations from Development partners. Other than allocations provided by CARA, the County also finances its operations through local generated revenue and it continues to explore and innovate efficient ways to increase local revenue collections through the Laikipia County Revenue Board.

Below is an analysis of the composition of revenue sources and revenue realisation for Quarter 1 FY 2020/2021



The County received last financial year's June Equitable Share in July this financial year, attained Kshs. 125m from Local Revenue and had opening balances of Kshs. 285m; but did not receive any disbursement for the current year allocation for both Equitable Share and Grants due to the delayed approval of the Revenue Allocation Bill by the Senate.

The County realized 44% of its 1st Quarter revenue budget boosted mainly by the opening balances that had not been incorporated in the Budget Estimates.

Table 1: Budget realisation for Q1 FY 2020/2021

Description	FY 2020/21 Approved Budget Estimates	Q1 FY 2020/2021 Revenue Budget	Q1 FY 2020/21 Revenue Realized	Budget Realization Difference	Realization (%)
	A	B	C	D = B - C	D = B/A*100
Equitable Share	4,830,560,000	1,207,640,000	359,290,800	848,349,200	30%
County Own Revenue	1,006,875,000	201,375,000	125,979,881	75,395,119	63%
Conditional Grants	1,353,896,136	338,474,034	264,404,086.95	74,069,947	78%
Opening Balances	-	-	20,810,227	(20,810,227)	
TOTAL	7,191,331,136	1,747,489,034	770,484,994	977,004,040	44%

COUNTY GOVERNMENT OF LAIKIPIA - EXECUTIVE

FY 2020/2021 Quarterly Report and Financial Statements

For the 1st quarter ended 30th September 2020**Table 2: Detailed Analysis of the Revenue Budget**

Description	Total Budget	Amounts Realized
	A	B
Equitable Share	4,830,560,000	359,290,800
County Executive	4,321,366,250	307,994,863
County Assembly	509,193,750	51,295,937
County Own Source Revenue	1,006,875,000	125,979,881
Hospital revenue	350,000,000	61,636,717
Vocational training centres	25,000,000	-
Other local sources	631,875,000	64,343,164
Domestic Grants	482,707,063	59,143,046
Vocational Training Grant (Youth Polytechnics)	56,780,795	9,935,901
User fee forgone	9,968,208	-
Medical leasing equipment	132,021,277	-
Road Maintenance Levy Fund	192,592,783	49,207,145
MOH Covid-19 Funds	91,344,000	-
Foreign Grants	871,189,073	205,261,041
Kenya Urban Support Project (KUSP)	50,000,000	35,761,940
Kenya Urban Institutional Grant (KUIG)	8,800,000	8,800,000
Kenya Climate Smart Agriculture Project (KCSAP)	394,359,134	61,229,861
EU IDEAS LED	92,457,157	38,512,939
UNICEF Primary Health Care Grant	11,362,004	-
KDSP Level 1 - capacity building	125,137,774	39,016,747
KDSP Level 2 - investment	-	-
Transforming Health Care Systems (THSUCP)	125,061,404	-
Agricultural Sector Development Support Programme (ASDSP)	47,546,600	21,939,554
DANIDA Grant	11,880,000	-
DANIDA Covid-19 Funds	4,585,000	-
Opening Balances	-	20,810,227
CRF Returns	-	1,989,103
Emergency Fund	-	15,128,807
HSSF	-	3,692,317
GRAND TOTAL	7,191,331,136	770,484,994

2. Payments

The PFM Act provides for management of public funds and gives guidelines on planning, budgeting and execution of public funds. Laikipia County Executive adhered to these guidelines when implementing the budget.

The County Executive attained a 25% budget utilization due to Cashflow challenges experienced in the entire Quarter; having not received any disbursement from the National Treasury for the 3-month equitable share and grants. Critical expenditure such as the 2 months' salaries for August and September were paid through bank borrowings that shall be repaid upon receipt of cash from National Treasury; while essential services and Covid-19 activities were paid using available opening balances and local revenue collections.

COUNTY GOVERNMENT OF LAIKIPIA - EXECUTIVE

FY 2020/2021 Quarterly Report and Financial Statements

For the 1st quarter ended 30th September 2020

Table 3: Budget utilization for Q1 FY 2020/2021

Description	FY 2020/2021 Approved Budget Estimates	Budget Q1 2020/21	Actual Q1 2020/21	Budget utilization difference	Budget utilization %
	A	B	C	D = B-C	E = C/B
Compensation of Employees	2,802,311,605	700,577,901	257,386,235	443,191,666	37%
Use of goods and services	1,190,480,651	297,620,163	106,080,732	191,539,431	36%
Transfers to Government Entities	1,847,714,184	461,928,546	84,872,471	377,056,075	18%
Other grants and transfers	141,750,000	35,437,500	-	35,437,500	0%
Social Benefits	21,000,000	5,250,000	-	5,250,000	0%
Acquisition of Assets	748,000,000	187,000,000	14,719,202	172,280,798	8%
Other Payments	1,168,666,981	292,166,745	22,921,703	269,245,043	8%
TOTAL	7,919,923,421	1,979,980,855	485,980,343	1,494,000,512	25%

3. Cashflow

As stated above, the County experienced cash flow challenges due to low collection of local revenue and non-receipt of both Equitable Share and Grants from the National Treasury. Despite the cash flow challenges, the County managed to run its operations prioritizing payment of essential services, while liaising with financial institutions for payment of salaries.

OPERATIONAL PERFORMANCE

The County's operations are structured in terms of departments which are headed by County Executive Committee Members (CECMs) who are appointed by the Governor with approval by the County Assembly. The county executive functions are discharged by departments through implementation of projects and programs that are allocated funds through the budget. Each department has an Accounting Officer (AO) responsible for managing the finances of that department.

In this quarter, the County had limited activities due to the cash flow challenges and survived through prioritizing of Covid-19 activities and essential services as stated above.

The County has successfully submitted the County Statistical Abstract 2020, Finance Bill 2020 and CBROP 2020-2021 during this Quarter.

The Laikipia Civil Works Program was still an ongoing activity in the Quarter as it is one way the County is using to offer financial support to our vulnerable youth whose situation has been worsened by the Covid-19 pandemic.

COUNTY GOVERNMENT OF LAIKIPIA - EXECUTIVE


FY 2020/2021 Quarterly Report and Financial Statements

For the 1st quarter ended 30th September 2020

Conclusion

On behalf of Laikipia County Government, I would like to thank HE The Governor and The Deputy Governor for the leadership and support they have provided during this period. Further, my sincere gratitude goes to the County Executive Committee Members, the Accounting officers and the entire Laikipia County Staff for their continued hard work, commitment, dedication to realise the goals as set in the budget while ensuring service delivery to the people of Laikipia County. Further, I would also like to thank the entire County Assembly led by the wise leadership of the Speaker and the County Clerk for their co-operation and oversight role.

Finally, my sincere appreciation to all the citizens of Laikipia County for their continuous engagement with the County Government to ensure efficient service delivery and value for money in all our undertakings.



Murungi Ndai

**CECM Finance, Economic Planning and County Development
County Government of Laikipia**

COUNTY GOVERNMENT OF LAIKIPIA - EXECUTIVE

FY 2020/2021 Quarterly Report and Financial Statements

For the 1st quarter ended 30th September 2020

III. CORPORATE SOCIAL RESPONSIBILITY STATEMENT/SUSTAINABILITY REPORTING

Our purpose as Laikipia County Executive is to include the citizens in development activities and transforming lives. This is the driving force behind everything we do and it's what guides us to deliver our strategy while putting the citizens first, delivering relevant projects and services, and improving operational excellence. Below is a brief highlight of our achievements;

Sustainability strategy and profile

The County's top management has activated various sustainability strategies for the County including but not limited to:

- Ensuring continuous compliance with government laws, regulations, policies and standards
- Developing cost and capital saving strategies e.g. The Civil Works Program, The Leasing Program
- Working towards developing a County Risk Management Framework Policy that will help the County identify and mitigate risks
- Engaging citizens through public participation to incorporate their ideas and contributions on County development matters

Employee welfare

- The County has a Public Service Board that is charged with the responsibility of developing and implementing human resource policies and framework for the County Executive in line with the relevant laws.
- Empowering its employees through continues skills development and training e.g. Dekut enrolment 100 staff to study project management, training with various professional bodies.
- The County Executive also has an appraisal system for staff performance appraisal; as well as a performance reward system

Market place practices

- The County Executive is guide by the PPDA Act 2015 on procurement matters to ensure compliance with laws and regulations, responsible competition practices with issues like anti-corruption, fair competition, good business practices, honouring contracts.
- The County Executive also practices responsible marketing and advertisement as well as respecting payment practices

Community Engagements

- Engaging citizens to identify their demands and needs, holding social community activities eg. Sports.
- The County has also introduced the Civil Works Program engaging the youth in various parts of Laikipia to support them financially while also giving them an opportunity for skills learning

COUNTY GOVERNMENT OF LAIKIPIA - EXECUTIVE

FY 2020/2021 Quarterly Report and Financial Statements

For the 1st quarter ended 30th September 2020

IV. STATEMENT OF MANAGEMENT RESPONSIBILITIES


Section 166 of the PFM Act requires that an Accounting Officer for a County Government entity prepares a report for each quarter of the financial year in respect of the entity. The County Executive Committee (CEC) Member for Finance being the head of the County Treasury is responsible for the preparation and presentation of the County Government's financial statements, which give a true and fair view of the state of affairs of the County Government for and as at the end of the quarter ended on June 2020. This responsibility includes: (i) maintaining adequate financial management arrangements and ensuring that these continue to be effective throughout the reporting period; (ii) maintaining proper accounting records, which disclose with reasonable accuracy at any time the financial position of the County Government; (iii) designing, implementing and maintaining internal controls relevant to the preparation and fair presentation of the financial statements, and ensuring that they are free from material misstatements, whether due to error or fraud; (iv) safeguarding the assets of the County Government; (v) selecting and applying appropriate accounting policies; and (vi) making accounting estimates that are reasonable in the circumstances.

The CEC Member for Finance accepts responsibility for the County Government's financial statements, which have been prepared on the Cash Basis Method of Financial Reporting, using appropriate accounting policies in accordance with International Public Sector Accounting Standards (IPSAS). The CEC Member for Finance is of the opinion that this report gives a true and fair view of the state of the County Government's transactions during the quarter ended September 2020, and of its financial position as at that date. The CEC Member for Finance further confirms the completeness of the accounting records maintained for the County Government which have been relied upon in the preparation of this report as well as the adequacy of the systems of internal financial control.

The CEC Member for Finance confirms that the County Government has complied fully with applicable Government Regulations and the terms of external financing covenants (where applicable), and that the County Government's funds received during the quarter under audit were used for the eligible purposes for which they were intended and were properly accounted for. Further the CEC Member for Finance confirms that the County Government's financial statements have been prepared in a form that complies with relevant accounting standards prescribed by the Public Sector Accounting Standards Board of Kenya.

Approval of the financial statements

The County Government's financial statements were approved and signed by the CEC member for finance on _____ 2020.



CECM-- Finance Economic Planning and County Development
County Government of Laikipia

FY 2020/2021 Quarterly Report and Financial Statements
For the 1st quarter ended 30th September 2020

V. STATEMENT OF RECEIPTS AND PAYMENTS

Description	Note	Q1 2020/21	Q2 2020/21	Q3 2020/21	Q4 2020/21	Cumulative FY 2020/21	Comparative Q1 2019/20	Comparative Cum to Q1 FY 2019/20
		Kshs	Kshs	Kshs	Kshs	Kshs	Kshs	Kshs
RECEIPTS								
Equitable Share	1	359,290,800	-	-	-	359,290,800	726,937,200	726,937,200
Proceed from Domestic Grants	2	-	-	-	-	-	-	-
Proceeds from Foreign Grants	3	-	-	-	-	-	-	-
County Own Generated Revenues	4	125,979,881	-	-	-	125,979,881	139,911,956	139,911,956
Returns to CRF	5	18,783	-	-	-	18,783	2,958,156	2,958,156
TOTAL RECEIPTS		485,289,464	-	-	-	485,289,464	869,807,312	869,807,312
PAYMENTS								
Compensation of Employees	6	(257,386,235)	-	-	-	(257,386,235)	(549,901,276)	(549,901,276)
Use of goods and services	7	(106,080,732)	-	-	-	(106,080,732)	(37,796,119)	(37,796,119)
Transfers to County Entities	8	(84,872,471)	-	-	-	(84,872,471)	(71,287,800)	(71,287,800)
Other grants and transfers	9	-	-	-	-	-	(110,884)	(110,884)
Social Security Benefits	10	-	-	-	-	-	-	-
Acquisition of Assets	11	(22,921,703)	-	-	-	(22,921,703)	(750,000)	(750,000)
Other Payments	12	(14,719,202)	-	-	-	(14,719,202)	-	-
TOTAL PAYMENTS		(485,980,343)	-	-	-	(485,980,343)	(659,846,079)	(659,846,079)
SURPLUS/DEFICIT		(690,879)	-	-	-	(690,879)	209,961,233	209,961,233

This statement is prepared under Cash basis IPSAS and hence does not report on revenue opening balances amounting to Kshs. 285,195,531; since these were received and reported as receipts in FY 2019/20 and thus 690,879 is a nominal deficit. The Statement of Appropriation (Table No. VIII) reports on all the revenue available for use as Kshs. 770,484,994 (being Cash Receipts of Kshs. 485,289,464 and Opening Balance of Kshs. 285,195,531) against all payments made of Kshs. 485,980,343 in Q1 FY 2020/21 reporting the actual surplus for the Quarter as Kshs. 284,504,651.

The financial statements were approved on _____ 2020 and signed by:


CHIEF OFFICER
FINANCE & ECONOMIC PLANNING
COUNTY GOVERNMENT OF LAikipia
 P. O. Box 12711 - 10400, NAIROBI


CHIEF OFFICER
ACCOUNTING
COUNTY GOVERNMENT OF LAikipia
 P. O. Box 12711 - 10400, NAIROBI

Chief Officer – Finance, Economic Planning and County Development
Name: Paul Njenga
ICPAK Member No. 8207

Head of Treasury – Accounting
Name: Daniel Ngumi
ICPAK Member No. 8207

Assistant Director – Financial Reporting
Name: Florence Wangeci
ICPAK Member No. 2110
DIRECTOR FOR FINANCIAL REPORTING
COUNTY GOVERNMENT OF LAikipia
P. O. Box 12711 - 10400, NAIROBI

COUNTY GOVERNMENT OF LAIKIPIA - EXECUTIVE

FY 2020/2021 Quarterly Report and Financial Statements

For the 1st quarter ended 30th September 2020

VI. STATEMENT OF FINANCIAL ASSETS AND LIABILITIES

Description	Note	Q1 2020/21		Q2 2020/21		Q3 2020/21		Q4 2020/21		Comparative Q1 2019/20	
		Kshs		Kshs		Kshs		Kshs		Kshs	
FINANCIAL ASSETS											
Cash and Cash Equivalents											
Bank Balances	13A	268,831,748	-	-	-	-	-	-	-	855,069,231	-
Cash Balances	13B	-	-	-	-	-	-	-	-	-	-
Total Cash and cash equivalents		268,831,748								855,069,231	
Accounts Receivables – Outstanding Imprests	14	24,533,209	-	-	-	-	-	-	-	8,011,757	-
TOTAL FINANCIAL ASSETS		293,364,957								863,080,988	
FINANCIAL LIABILITIES											
Accounts Payables – Deposits and Retentions	15	(13,246,568)	-	-	-	-	-	-	-	(23,801,339)	-
NET FINANCIAL ASSETS		280,118,388								839,279,650	
REPRESENTED BY											
Fund balance b/fwd	16	280,809,267	-	-	-	-	-	-	-	629,318,417	-
Surplus/Deficit for the year		(690,879)	-	-	-	-	-	-	-	209,961,233	-
NET FINANCIAL POSITION		280,118,388								839,279,650	

The financial statements were approved on _____ 2020 and signed by:



Chief Officer – Finance, Economic Planning
and County Development
Name: Paul Njenga



Head of Treasury – Accounting
Name: Daniel Ngumi
ICPAK Member No. 8207



Assistant Director – Financial Reporting
Name: Florence Wangechi
ICPAK Member No. 24100

**FY 2020/2021 Quarterly Report and Financial Statements
For the 1st quarter ended 30th September 2020**

VII. STATEMENT OF CASHFLOW

Description	Note	Q1 2020/21	Q2 2020/21	Q3 2020/21	Q4 2020/21	Comparative Q1 2019/20
		Kshs	Kshs	Kshs	Kshs	Kshs
CASH FLOW FROM OPERATING ACTIVITIES						
Receipts from operating income						
Equitable Share	1	359,290,800	-	-	-	726,937,200
Proceeds from Domestic Grants	2	-	-	-	-	-
Proceeds from Foreign Grants	3	-	-	-	-	-
County Own Generated Revenues	4	125,979,881	-	-	-	139,911,956
Returns to CRF	5	18,783	-	-	-	2,958,156
Payments for operating expenses						
Compensation of Employees	6	(257,386,235)	-	-	-	(549,901,276)
Use of goods and services	7	(106,080,732)	-	-	-	(37,796,119)
Transfers to County Entities	8	(84,872,471)	-	-	-	(71,287,800)
Other grants and transfers	9	-	-	-	-	(110,884)
Social Security Benefits	10	-	-	-	-	-
Other Payments	12	(14,719,202)	-	-	-	(14,719,202)
Adjusted for:						
Changes in Accounts Receivables: Outstanding Imprest	17	(24,353,209)	-	-	-	-
Changes in Accounts Payables: Retentions and Deposit	18	3,594,000	-	-	-	-
Net cash flows from operating activities		1,471,614	-	-	-	195,992,031
CASHFLOW FROM INVESTING ACTIVITIES						
Acquisition of Assets	11	(22,921,703)	-	-	-	(750,000)
Net cash flows from investing activities		(22,921,703)	-	-	-	(750,000)
CASHFLOW FROM FINANCING ACTIVITIES						
Proceeds from Domestic Borrowings		-	-	-	-	-
Proceeds from Foreign Borrowings		-	-	-	-	-
Net cash flow from financing activities		-	-	-	-	-
NET INCREASE IN CASH AND CASH EQUIVALENT		(21,450,089)	-	-	-	195,242,031
Cash and cash equivalent at START of the quarter		290,281,835	280,118,388	280,118,388	280,118,388	629,318,417
Cash and cash equivalent at END of the quarter		268,831,747	280,118,388	280,118,388	280,118,388	824,560,448

COUNTY GOVERNMENT OF LAIKIPIA - EXECUTIVE

FY 2020/2021 Quarterly Report and Financial Statements

For the 1st quarter ended 30th September 2020

The financial statements were approved on _____ 2020 and signed by:




Chief Officer – Finance, Economic Planning
and County Development
Name: Paul Njenga



A handwritten signature in blue ink, appearing to read "D. Ngumi".

Head of Treasury – Accounting
Name: Daniel Ngumi
ICPAK Member No. 8207



Assistant Director – Financial Reporting
Name: Florence Wangeci
ICPAK Member No. 82100

FY 2020/2021 Quarterly Report and Financial Statements
For the 1st quarter ended 30th September 2020

VIII. STATEMENT OF APPROPRIATION: BUDGET & ACTUAL AMOUNTS: RECURRENT AND DEVELOPMENT COMBINED

Receipt/Expense Item	FY 2020/21 Approved Budget Estimates A	Budget Q1 2020/21 B	Actual Q1 2020/21 C	Q1 Budget utilization difference D = B - C	Q1 Budget utilization % E = C/B
RECEIPTS					
Equitable Share	4,830,560,000	1,207,640,000	359,290,800	848,349,200	30%
Proceeds from Domestic Grants	482,707,063	120,676,766	59,143,046	61,533,719	49%
Proceeds from Foreign Grants	871,189,073	217,797,268	205,261,041	12,536,228	94%
County Own Generated Revenues	1,006,875,000	201,375,000	125,979,881	75,395,119	63%
Opening Balances	-	-	20,810,227	(20,810,227)	
TOTAL	7,191,331,136	1,747,489,034	770,484,994	977,004,040	44%
PAYMENTS					
Compensation of Employees	2,802,311,605	700,577,901	257,386,235	443,191,666	37%
Use of goods and services	1,190,480,651	297,620,163	106,080,732	191,539,431	36%
Transfers to County Entities	1,847,714,184	461,928,546	84,872,471	377,056,075	18%
Other grants and transfers	141,750,000	35,437,500	-	35,437,500	0%
Social Benefits	21,000,000	5,250,000	-	5,250,000	0%
Other Payments	748,000,000	187,000,000	14,719,202	172,280,798	8%
Acquisition of Assets	1,168,666,981	292,166,745	22,921,703	269,245,043	8%
TOTAL	7,919,923,421	1,979,980,855	485,980,343	1,494,000,512	25%
SURPLUS/DEFICIT	(728,592,285)	(232,491,821)	284,504,651	(516,996,473)	

Under-realization of the revenue budget was due to:

1. Non-disbursement of 3 months (July, August and September) Equitable Share by The National Treasury. The 30% realization is for last financial year's June 2020 disbursement that was received the current year; and thus shall be recognized as revenue in the supplementary budget
2. Non-disbursement of both Domestic and Foreign Grants by The National Treasury. The 49% realization is for grants opening bank balances
3. Low collection of local taxes as most businesses and activities have been negatively affected by Covid-19 pandemic
 - Amounts realized under Opening Balances include: CRF Returns, Emergency Fund and HSSF Bank opening balances and shall be recognized as revenue in the supplementary budget
 - Had the June Equitable Share and opening balance brought forward been recognized as revenue in the budget, Quarter one wouldn't have a deficit budget

Under-utilization of the expenditure budget was due to;

- Non-disbursement of funds by The National Treasury for Equitable Share and Grants; thus the County minimized its activities due to limited cash flow. The County liaised with Financial Institutions for payment of August and September Salaries, and issued letters to government institutions on delayed payment of statutory deductions

COUNTY GOVERNMENT OF LAIKIPIA - EXECUTIVE

FY 2020/2021 Quarterly Report and Financial Statements

For the 1st quarter ended 30th September 2020

Table 4: Reconciliation of Revenue in Statement of Receipts and Payments Against Statement of Appropriation

Description	Revenue as per Statement of Receipts and Payments		Revenue as per Statement of Appropriation		Variances C = A - B
	A	B	B	B	
Equitable Share	359,290,800	359,290,800	359,290,800	-	
Own Source Revenue	125,979,881	125,979,881	125,979,881	-	
Vocational Training Grant (Youth Polytechnics)	-	-	9,935,901	(9,935,901)	
User fee forgone	-	-	-	-	
Medical leasing equipment	-	-	-	-	
MOH Covid-19 grant	-	-	-	-	
Road Maintenance Levy Fund	-	-	49,207,145	(49,207,145)	
Kenya Urban Support Project (KUSP)	-	-	35,761,940	(35,761,940)	
Kenya Urban Institutional Grant (KUIG)	-	-	8,800,000	(8,800,000)	
Kenya Climate Smart Agriculture Project (KCSAP)	-	-	61,229,861	(61,229,861)	
EU IDEAS LED	-	-	38,512,939	(38,512,939)	
UNICEF Primary Health Care Grant	-	-	-	-	
KDSP Level 1 - capacity building	-	-	39,016,747	(39,016,747)	
KDSP Level 2 - investment	-	-	-	-	
Transforming Health Care Systems (THSUCP)	-	-	-	-	
Agricultural Sector Development Support Programme (ASDSP)	-	-	21,939,554	(21,939,554)	
Opening Balance	18,783	18,783	20,810,227	(20,791,444)	
GRAND TOTAL	485,289,464	485,289,464	770,484,994	(285,195,531)	

The table above explains the variance in revenue between the two statements and further confirms the explanation given on deficit under the Statement of Receipts and Payments

The financial statements were approved on _____ 2020 and signed by:

COUNTY GOVERNMENT OF LAIKIPIA
CHIEF OFFICER
FINANCE, ECONOMIC PLANNING AND COUNTY DEVELOPMENT
29 OCT 2020

Chief Officer – Finance, Economic Planning and County Development
 Name: Paul Njenga

COUNTY GOVERNMENT OF LAIKIPIA
HEAD OF TREASURY
ACCOUNTING
29 OCT 2020
COUNTY TREASURY
P. O. Box 1271-10400

Head of Treasury – Accounting
 Name: Daniel Ngumi
 ICPAK Member No. 8207

COUNTY GOVERNMENT OF LAIKIPIA
P. O. Box 1271 - 10400,
NANYUKI
29 OCT 2020
DEPUTY DIRECTOR FINANCIAL REPORTING
FINANCE, ECONOMIC PLANNING AND COUNTY DEVELOPMENT

Assistant Director
 Name: Florence Wangeci
 ICPAK Member No. 24100

FY 2020/2021 Quarterly Report and Financial Statements
For the 1st quarter ended 30th September 2020

IX. STATEMENT OF APPROPRIATION: BUDGET & ACTUAL AMOUNTS: RECURRENT

Receipt/Expense Item	FY 2020/2021 Approved Budget Estimates	Budget Q1 2020/21	Actual Q1 2020/21	Q1 Budget utilization difference	Q1 Budget utilization %
	A	B	C	D = B - C	E = C/B
RECEIPTS					
Equitable Share	3,381,392,000	845,348,000	251,503,560	593,844,440	30%
Proceeds from Domestic Grants	101,312,208	25,328,052	-	25,328,052	0%
Proceeds from Foreign Grants	334,372,782	83,593,196	69,756,301	13,836,895	83%
County Own Generated Revenues	704,812,500	140,962,500	88,185,917	52,776,583	63%
Unspent Funds	-	-	14,567,159	(14,567,159)	
TOTAL	4,521,889,490	1,095,231,748	424,012,936	671,218,812	39%
PAYMENTS					
Compensation of Employees	2,802,311,605	700,577,901	257,386,235	443,191,666	37%
Use of goods and services	956,592,311	239,148,078	106,080,732	133,067,346	44%
Transfers to County Entities	895,940,966	223,985,242	73,371,427	150,613,815	33%
Other grants and transfers	53,500,000	13,375,000	-	13,375,000	0%
Social Benefits	21,000,000	5,250,000	-	5,250,000	0%
Other Payments	45,000,000	11,250,000	14,719,202	(3,469,202)	131%
Acquisition of Assets	37,848,496	9,462,124	-	9,462,124	0%
TOTAL	4,812,193,378	1,203,048,345	451,557,596	751,490,748	38%
SURPLUS/DEFICIT	(290,303,888)	(107,816,597)	(27,544,660)	(80,271,937)	

• Remarks on budget realization and utilization are as stated under Table VIII above (Statement of Appropriation: Recurrent and Development Combined)

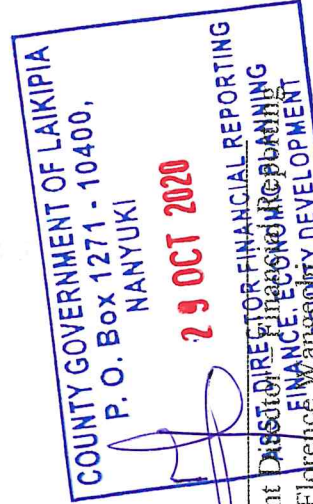
The financial statements were approved on _____ 2020 and signed by:



Chief Officer – Finance, Economic Planning and County Development
Name: Paul Njenga



Head of Treasury – Accounting
Name: Daniel Ngumi
ICPAK Member No. 8207



Assistant Director - Finance, Reporting and Accounting
Name: Florence Wanjiku
ICPAK Member No. 24100

COUNTY GOVERNMENT OF LAIKIPIA - EXECUTIVE
FY 2020/2021 Quarterly Report and Financial Statements
For the 1st quarter ended 30th September 2020

X. STATEMENT OF APPROPRIATION: BUDGET & ACTUAL AMOUNTS: DEVELOPMENT

Receipt/Expense Item	FY 2020/2021 Approved Budget Estimates	Budget Q1 2020/21	Actual Q1 2020/21	Q1 Budget utilization difference	Q1 Budget utilization %
	A	B	C	D = B-C	E = C/B
RECEIPTS					
Equitable Share	1,449,168,000	362,292,000	107,787,240	254,504,760	30%
Proceeds from Domestic Grants	381,394,855	95,348,714	59,143,046	36,205,667	62%
Proceeds from Foreign Grants	536,816,291	134,204,073	135,504,740	(1,300,667)	101%
County Own Generated Revenues	302,062,500	60,412,500	37,793,964	22,618,536	63%
Unspent Funds	-	-	6,243,068	(6,243,068)	
TOTAL	2,669,441,646	652,257,287	346,472,059	305,785,228	53%
PAYMENTS					
Compensation of Employees	-	-	-	-	
Use of goods and services	233,888,340	58,472,085	-	58,472,085	0%
Transfers to County Entities	951,773,218	237,943,305	11,501,044	226,442,261	5%
Other grants and transfers	88,250,000	22,062,500	-	22,062,500	0%
Social Benefits	-	-	-	-	
Other Payments	703,000,000	175,750,000	-	175,750,000	0%
Acquisition of Assets	1,130,818,485	282,704,621	22,921,703	259,782,919	8%
TOTAL	3,107,730,043	776,932,511	34,422,747	742,509,764	4%
SURPLUS/DEFICIT	(438,288,397)	(124,675,224)	312,049,312	(436,724,536)	

❖ Remarks on budget realization and utilization are as stated under Table VIII above (Statement of Appropriation: Recurrent and Development Combined)

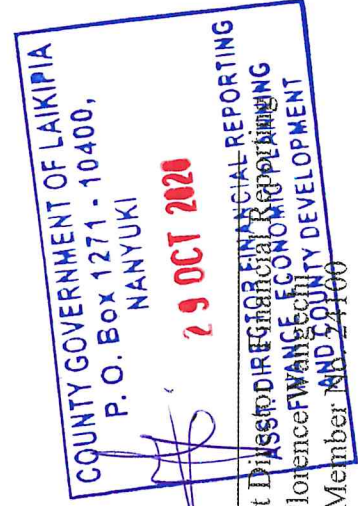
The financial statements were approved on _____ 2020 and signed by:



Chief Officer – Finance and Economic Planning and County Development
 Name: Paul Njenga



Head of Treasury – Accounting
 Name: Daniel Ngumi
 ICPAK Member No. 8207



Assistant Director of Finance and Reporting
 Name: Florence Wangeci
 ICPAK Member No. 24100

FY 2020/2021 Quarterly Report and Financial Statements
For the 1st quarter ended 30th September 2020

XI. BUDGET EXECUTION BY PROGRAMMES AND SUB-PROGRAMMES

Program	Sub Program	Description	Approved Budget	Actual	Budget utilization difference
			KShs	KShs	KShs
103004510		General Administration Services & County Affairs Management	106,952,627	4,425,991	102,526,636
	103014510	Use of Goods and Services	56,616,027	1,555,291	55,060,736
	103024510	Finance Services	2,790,000	998,700	1,791,300
	103034510	Agriculture Sector Extension Management	47,546,600	1,872,000	45,674,600
104004510		Livestock Productivity Improvement Program	418,422,585	11,456,794	406,965,791
	104024510	Livestock Production and Management	4,273,872	0	4,273,872
	104044510	Animal Health and Disease Management and Control	414,148,713	11,456,794	402,691,919
110004510		Fisheries Productivity Program	11,175,863	0	11,175,863
	110014510	Fish Pond Farming	11,175,863	0	11,175,863
112004510		Physical Planning Services	27,696,000	452,300	27,243,700
	112014510	Survey Equipment	17,696,000	452,300	17,243,700
	112024510	County Spatial Plan Preparation	10,000,000	0	10,000,000
113004510		Housing Development	4,000,000	0	4,000,000
	113024510	Housing Policy Development	4,000,000	0	4,000,000
114004510		Public Works Service Delivery Improvement	4,200,000	647,400	3,552,600
	114044510	County Building Construction Standards	4,200,000	647,400	3,552,600
115004510		Road Network Improvement	665,542,294	3,921,703	661,620,591
	115014510	Road Network Development	399,149,511	0	399,149,511
	115034510	Road Network Maintenance	192,592,783	3,921,703	188,671,080
	115044510	Heavy Equipment Maintenance	15,000,000	0	15,000,000
	115064510	Road Reserve Maintenance	10,000,000	0	10,000,000
	115094510	Urban Development	40,000,000	0	40,000,000
	115114510	Municipal Boards And Administration Services	8,800,000	0	8,800,000
116004510		Critical infrastructure rehabilitation and construction	16,000,000	0	16,000,000
	116014510	Inter Ward Bridge Construction Program	16,000,000	0	16,000,000
117004510		Crop development and management	105,160,005	44,250	105,115,755
	117024510	Land and Crop Productivity Enhancement and Management	11,997,561	0	11,997,561
	117034510	Irrigation Development and management	705,287	0	705,287
	117044510	Strategic Food Security Service	92,457,157	44,250	92,412,907
118004510		Renewable/Green energy services	1,036,268	0	1,036,268
	118014510	County Renewable/Green Energy Services	1,036,268	0	1,036,268
301004510		General administration and planning services	11,316,496	1,198,900	10,117,596
	301014510	Use of Goods And Services	9,316,496	610,500	8,705,996
	301024510	Infrastructure Development	1,500,000	511,400	988,600

COUNTY GOVERNMENT OF LAIKIPIA - EXECUTIVE

FY 2020/2021 Quarterly Report and Financial Statements

For the 1st quarter ended 30th September 2020

	301044510	Policy Implementation	500,000	77,000	423,000
302004510		Co-operative development	24,006,679	851,060	23,155,619
	302014510	Co-operative Movement Support Initiative	19,500,000	476,060	19,023,940
	302034510	Research and Development	4,506,679	375,000	4,131,679
303004510		Industrialization development	83,000,000	0	83,000,000
	303014510	Industrial Mapping And Promotion Initiative	8,000,000	0	8,000,000
	303024510	Enterprise Development	75,000,000	0	75,000,000
304004510		Trade development	19,940,271	1,076,580	18,863,691
	304014510	Trade Promotion Services	6,840,271	332,100	6,508,171
	304044510	Metrological Lab-Weights And Measures	2,500,000	0	2,500,000
	304054510	Investment Promotion and County Branding	10,600,000	744,480	9,855,520
305004510		Tourism development	8,792,275	1,038,500	7,753,775
	305014510	Tourism Promotion Initiatives	5,292,275	1,038,500	4,253,775
	305024510	Tourism Infrastructural Development	3,500,000	0	3,500,000
401004510		Health services improvement	384,588,997	2,977,441	381,611,556
	401014510	Health Infrastructure Development Initiative	50,832,955	0	50,832,955
	401024510	Primary Healthcare Care Support Initiative	24,004,435	0	24,004,435
	401034510	Emergency Response Services	34,568,787	0	34,568,787
	401064510	Emergency Referral And Rehabilitative Services	133,421,416	50,533	133,370,883
	401074510	Essential Health Institutions And Services	138,761,404	2,926,908	135,834,496
	401084510	Health Training Center Infrastructural Development	3,000,000	0	3,000,000
402004510		General administrative & planning services	86,465,000	14,883,173	71,581,827
	402014510	Use Of Goods And Services	80,465,000	14,562,643	65,902,357
	402024510	Human Resource For Health Management And Development	1,000,000	0	1,000,000
	402054510	Health Policy, Governance, Planning And Financing	4,500,000	320,530	4,179,470
	402064510	Health Information Standards And Quality Assurance	500,000	0	500,000
405004510		Preventive health services	290,030,277	7,040,453	282,989,824
	405014510	Family Planning, Maternal, And Child Health Services	3,300,000	0	3,300,000
	405024510	Non-Communicable Diseases Control And Prevention	800,000	0	800,000
	405034510	Public Health Promotion And Nutrition Services	5,300,000	609,000	4,691,000
	405044510	Community Health Strategy, Advocacy And Surveillance	240,630,277	3,000,000	237,630,277
	405064510	Social Health Insurance Scheme	40,000,000	3,431,453	36,568,547
502004510		General Administration Services & County Affairs Management	7,577,793	1,259,000	6,318,793
	502014510	Use Of Goods And Services	5,777,793	984,700	4,793,093
	502044510	Personnel Services	1,800,000	274,300	1,525,700
505004510		Information Communication and Technology	8,000,000	89,150	7,910,850
	505014510	ICT Infrastructure Improvement	8,000,000	89,150	7,910,850
507004510		Sports, Arts and Social Services	17,700,000	35,000	17,665,000

**FY 2020/2021 Quarterly Report and Financial Statements
For the 1st quarter ended 30th September 2020**

507014510	Talent Development Services	500,000	0	500,000
507024510	Sports Facility Development	7,500,000	0	7,500,000
507034510	Sports Promotion Service	7,200,000	0	7,200,000
507044510	Laikipia Rehabilitation Center Infrastructure	2,500,000	35,000	2,465,000
511004510	Education and Training	212,782,988	6,761,102	206,021,886
511014510	Vocational Education And Training	147,680,795	6,761,102	140,919,693
511024510	Collaboration And Partnerships On Skills And Technology Transfer	3,500,000	0	3,500,000
511034510	Early Childhood Education Development	49,500,000	0	49,500,000
511054510	Basic Education School Infrastructure Support	12,102,193	0	12,102,193
701004510	General Administration and Planning Services	3,089,507,605	251,663,454	2,837,844,151
701024510	HQ- Administrative Services	50,000,000	0	50,000,000
701034510	County Administration-Laikipia East	4,000,000	270,000	3,730,000
701044510	County Administration-Laikipia West	4,000,000	170,000	3,830,000
701054510	County Administration-Laikipia North	2,000,000	50,000	1,950,000
701064510	Compensation To Employees	3,029,507,605	251,173,454	2,778,334,151
702004510	County Administration Management Program	84,451,997	2,438,400	82,013,597
702054510	Public Participation	19,052,452	1,340,000	17,712,452
702064510	Decentralized Services	53,099,545	0	53,099,545
702074510	Fleet And Logistics	5,800,000	936,900	4,863,100
702084510	County Services Delivery And Result Reporting	6,500,000	161,500	6,338,500
704004510	Administration and County Management Program	20,000,000	2,370,000	17,630,000
704034510	Legal Dues Fees, Arbitration initiative	20,000,000	2,370,000	17,630,000
705004510	Public Service Delivery	20,500,000	1,312,576	19,187,424
705014510	Compensation To Employees	5,000,000	453,174	4,546,826
705024510	Current Grants To Other Levels Of Government-CPSB	6,000,000	699,402	5,300,598
705034510	Enforcement And Disaster Management	5,000,000	160,000	4,840,000
705044510	Alcohol Control Committee	4,500,000	0	4,500,000
706004510	Departmental Administrative Services/ Centralized Services	39,000,000	6,731,700	32,268,300
706044510	Revenue Collection Services	39,000,000	6,731,700	32,268,300
707004510	Financial Systems And Automation Program	728,759,542	0	728,759,542
707044510	Revenue Management Services	25,759,542	0	25,759,542
707064510	County Treasury Administrative Services	703,000,000	0	703,000,000
708004510	Departmental Administrative Services/Centralized services	77,000,000	14,588,375	62,411,625
708014510	Economic Planning And Development Services	46,000,000	8,237,662	37,762,338
708024510	Legal Services	9,000,000	2,049,913	6,950,087
708034510	Intra And Intergovernmental Relations	22,000,000	4,300,800	17,699,200
709004510	Administration and Support Services	229,778,340	31,353,242	198,425,098
709014510	Generation Administration And Support Services	78,150,000	30,879,142	47,270,858

COUNTY GOVERNMENT OF LAIKIPIA - EXECUTIVE

FY 2020/2021 Quarterly Report and Financial Statements

For the 1st quarter ended 30th September 2020

709024510	Infrastructural Facility	29,178,340	0	29,178,340
709034510	Headquarters Administrative And Support Services	120,000,000	0	120,000,000
709044510	Personnel Services	2,450,000	474,100	1,975,900
717004510	Intergovernmental relations	125,137,774	53,669,911	71,467,863
	Grants and Transfers to Government entities	125,137,774	53,669,911	71,467,863
718004510	Enhanced staff welfare	15,000,000	0	15,000,000
	Car and Mortgages - Public Officers	15,000,000	0	15,000,000
721004510	Economic planning services	1,580,000	349,800	1,230,200
	Integrated Monitoring and Evaluation Services	1,580,000	349,800	1,230,200
722004510	Human Capital Management and Development	24,181,629	2,326,730	21,854,899
	County Public Service Board	19,781,629	1,905,930	17,875,699
	Information and Records management	4,400,000	420,800	3,979,200
723004510	Security and policing support services	25,000,000	1,878,980	23,121,020
	Urban Facilities Management Services	25,000,000	1,878,980	23,121,020
724004510	County Assembly-oversight authority	596,786,041	51,295,937	545,490,104
	Transfer to County Assembly	596,786,041	51,295,937	545,490,104
725004510	Public Finance Management Services	25,094,223	1,722,826	23,371,397
	Supply Chain Management Services	14,394,223	908,420	13,485,803
	Internal Audit Services	9,000,000	814,406	8,185,594
	Budget Management	1,700,000	0	1,700,000
726004510	Development Planning Services	44,116,921	5,117,768	38,999,153
	Participatory Budgeting Support Services	12,333,899	920,800	11,413,099
	Research Statistics And Documentation Services	10,120,000	1,039,718	9,080,282
	Programme Monitoring And Evaluation	8,000,000	1,257,250	6,742,750
	Strategic Partnership And Collaboration	13,663,022	1,900,000	11,763,022
1001004510	Water Supply Management	200,123,342	0	200,123,342
	Water Supply Projects	200,123,342	0	200,123,342
1003004510	General Administration And Support Services	19,000,000	916,847	18,083,153
	Goods And Services	15,500,000	838,647	14,661,353
	Personnel Services	2,500,000	78,200	2,421,800
	Strategic Project Monitoring And Intervention	1,000,000	0	1,000,000
1006004510	Environment and Natural resources	40,519,589	85,000	40,434,589
	Solid Waste Management	17,519,589	50,000	17,469,589
	Human-Wildlife Conflict Prevention	4,500,000	35,000	4,465,000
	Natural Resources Management	10,000,000	0	10,000,000
	Climate Change Adaptation & Mitigation	6,500,000	0	6,500,000
	Integrated Range Land Development	2,000,000	0	2,000,000
	Grand Total	7,919,923,421	485,980,343	7,433,943,078

FY 2020/2021 Quarterly Report and Financial Statements
For the 1st quarter ended 30th September 2020

XII. COUNTY OWN GENERATED REVENUE PERFORMANCE STATEMENT

Description	Approved Budget FY 2020/21		Budget Q1 FY 2020/21		Actual Q1 FY 2020/21		% Realized		Actual cumulative revenue (Q1-Q4) FY 2020/21	
	A	B	C	D	E	F	G	H	I	J
	Kshs		Kshs		Kshs		C/B		Kshs	
Land Rates	90,000,000	18,000,000	5,538,226	31%	5,538,226	5,538,226			5,538,226	
Business Permits	100,000,000	20,000,000	10,108,169	51%	10,108,169	10,108,169			10,108,169	
Cesses	37,700,000	7,540,000	4,658,790	62%	4,658,790	4,658,790			4,658,790	
Plot Rents	13,000,000	2,600,000	242,301	9%	242,301	242,301			242,301	
Administrative Service Fees	10,300,000	2,060,000	3,832,100	186%	3,832,100	3,832,100			3,832,100	
County's Natural Resources Exploitation	98,675,000	19,735,000	13,874,370	70%	13,874,370	13,874,370			13,874,370	
Market/Trade Centre Fee	18,000,000	3,600,000	2,318,935	64%	2,318,935	2,318,935			2,318,935	
Vehicle Parking Fees	96,000,000	19,200,000	7,417,680	39%	7,417,680	7,417,680			7,417,680	
Housing & Social Premises Use	22,000,000	4,400,000	3,419,842	78%	3,419,842	3,419,842			3,419,842	
Social Premises Use Charges	200,000	40,000	3,000	8%	3,000	3,000			3,000	
Education Fees	30,000,000	6,000,000	-	0%	-	-			-	
Public Health Services	370,000,000	74,000,000	63,310,117	86%	63,310,117	63,310,117			63,310,117	
Slaughter Houses Administration	30,500,000	6,100,000	2,509,040	41%	2,509,040	2,509,040			2,509,040	
Technical Services Fees	53,000,000	10,600,000	5,944,336	56%	5,944,336	5,944,336			5,944,336	
External Services Fees	8,000,000	1,600,000	678,050	42%	678,050	678,050			678,050	
Various Fees	19,500,000	3,900,000	2,124,925	54%	2,124,925	2,124,925			2,124,925	
Disposal of Assets	10,000,000	2,000,000	-	0%	-	-			-	
TOTAL	1,006,875,000	201,375,000	125,979,881	63%	125,979,881	125,979,881			125,979,881	


The financial statements were approved on _____ 2020 and signed by:



Chief Officer – Finance, Economic Planning
and County Development
Name: Paul Njenga



Head of Treasury – Accounting
Name: Daniel Ngumi
ICPAK Member No. 8207



Assistant Director – Financial Reporting
Name: Florence Wanjau
ICPAK Member No. 8207

COUNTY GOVERNMENT OF LAIKIPIA - EXECUTIVE

FY 2020/2021 Quarterly Report and Financial Statements
For the 1st quarter ended 30th September 2020

XIII. NOTES TO THE FINANCIAL STATEMENTS

I EQUITABLE SHARE (EXCHQUER RELEASES)

Description	FY 2020/21		FY 2019/20	
	Kshs		Kshs	
Total Equitable Share disbursements for Quarter 1 - Executive	307,994,863		655,837,200	
Total Equitable Share disbursements for Quarter 1 - Assembly	51,295,937		71,100,000	
TOTAL	359,290,800		726,937,200	

The County's approved budget for Equitable Share in FY 2020/21 is Kshs. 4,830,560,000 of which Kshs. 4,321,366,250 is for the Executive while Kshs. 509,193,750 is for the Assembly. In the 1st Quarter, the County received Kshs. 359,290,800 being Equitable Share disbursement pending from the previous financial year; by the end of the Quarter the County had not received any disbursement for the 1st Quarter since the Allocation bill had not been approved by the Senate.

2 TRANSFERS FROM NATIONAL GOVERNMENT ENTITIES (DOMESTIC GRANTS)

Description	Q1	Q2	Q3	Q4	Cumulative FY 2020/21 Kshs	Comparative Q1 2019/20 Kshs	Comparative Cum to Q1 FY 2019/20 Kshs
	2020/21 Kshs	2020/21 Kshs	2020/21 Kshs	2020/21 Kshs			
Domestic Grants							
Leasing of medical equipment	-				-	-	-
Abolishment of user fees in health centers and dispensaries	-				-	-	-
VTC Grant (Youth Polytechnics)	-				-	-	-
Road Maintenance Levy Fund (RMLF)	-				-	-	-
TOTAL	-	-	-	-	-	-	-

The County's approved budget for Domestic Grants in FY 2020/21 is Kshs. 482,707,063. The County did not receive any of these grants in the 1st Quarter since the Allocation bill had not been approved by the Senate.

Opening balances included Kshs. 9,935,901 for VTC grants and Kshs. 49,207,145 for RMLF

COUNTY GOVERNMENT OF LAIKPIA - EXECUTIVE

FY 2020/2021 Quarterly Report and Financial Statements

For the 1st quarter ended 30th September 2020

3 PROCEEDS FROM FOREIGN GRANTS

Description	Q1 2020/21	Q2 2020/21	Q3 2020/21	Q4 2020/21	Cumulative FY 2020/21	Comparative Q1 2019/20	Comparative Cum to Q1 FY 2019/20
	Kshs	Kshs	Kshs	Kshs	Kshs	Kshs	Kshs
Grants Received from Multilateral Donors (International Organizations)							
DANIDA - Universal Healthcare in Devolved Units Programme	-				-	-	-
Transforming Health Care Systems for Universal Care Project (THSUCP)	-				-	-	-
Kenya Devolution Support Programme(KDSP)- Level 1	-				-	-	-
Kenya Devolution Support Programme(KDSP)- Level 2							
Kenya Urban Support Programme (KUSP)	-				-	-	-
Kenya Urban Institutional Grant (KUIG)							
Kenya Climate Smart Agriculture Project (KCSAP)	-				-	-	-
Agriculture Sector Development Support Project (ASDSP)	-				-	-	-
EU Ideas Led	-				-	-	-
UNICEF - Primary Health Care Grant	-				-	-	-
TOTAL	-	-	-	-	-	-	-

The County's approved budget for Foreign Grants in FY 2020/21 is Kshs. 871,189,073. The County did not receive any of these grants in the 1st Quarter since the Allocation bill had not been approved by the Senate. The County had opening balances of Kshs. 39,016,747 KDSP Level 1, Kshs. 8,800,000 for KUIG, Kshs. 35,761,940 for KUSP, Kshs. 61,229,861 for KCSAP, Kshs. 21,939,554 ASDSP and Kshs. 38,512,939 for EU Ideas Led

COUNTY GOVERNMENT OF LAIKIPIA - EXECUTIVE
FY 2020/2021 Quarterly Report and Financial Statements
For the 1st quarter ended 30th September 2020

4 SUMMARY OF COUNTY OWN GENERATED REVENUES

Description	Q1 2020/21	Q2 2020/21	Q3 2020/21	Q4 2020/21	Cumulative FY 2020/21	Comparative Q1 2019/20	Comparative Cum to Q1 FY 2019/20
	Kshs	Kshs	Kshs	Kshs	Kshs	Kshs	Kshs
Land Rates	5,538,226				5,538,226	7,959,537	7,959,537
Business Permits	10,108,169				10,108,169	6,035,676	6,035,676
Cesses	4,658,790				4,658,790	4,351,670	4,351,670
Plot Rents	242,301				242,301	430,526	430,526
Administrative Service Fees	3,832,100				3,832,100	873,007	873,007
County's natural resources	13,874,370				13,874,370	21,042,585	21,042,585
Market/Trade Centre fees	2,318,935				2,318,935	2,402,206	2,402,206
Vehicle Parking Fees	7,417,680				7,417,680	17,382,971	17,382,971
Housing	3,419,842				3,419,842	5,093,476	5,093,476
Social Premise Use Charges	3,000				3,000	16,100	16,100
Education Related Fees	-				-	-	-
Public Health Facilities Operations	63,310,117				63,310,117	55,846,627	55,846,627
Slaughter Houses Administration	2,509,040				2,509,040	3,564,561	3,564,561
Technical Service Fees	5,944,336				5,944,336	9,739,714	9,739,714
External Service Fees	678,050				678,050	685,850	685,850
Consent to charge fee/ Property certificate fee	-				-	-	-
Encroachment fees	4,000				4,000	694,449	694,449
Impounding charges	141,800				141,800	76,000	76,000
Court fines	80,000				80,000	83,000	83,000
Liquor licences	1,827,500				1,827,500	3,634,000	3,634,000
Miscellaneous income	71,625				71,625	-	-
TOTAL	125,979,881	-	-	-	125,979,881	139,911,956	139,911,956

Covid-19 travel and movement restrictions have had a great negative impact on County's natural resources (game and nature park fees), parking fees (especially psv monthly stickers and street parking fees) and liquor licences due to restrict operational hours for bars. Land rates declined since there was no collection of arrears from the debt collectors

COUNTY GOVERNMENT OF LAIKIPIA - EXECUTIVE

FY 2020/2021 Quarterly Report and Financial Statements

For the 1st quarter ended 30th September 2020

5 RETURNS TO CRF

Description	Q1 2020/21	Q2 2020/21	Q3 2020/21	Q4 2020/21	Cumulative FY 2020/21	Comparative Q1 2019/20	Comparative Cum to Q1 FY 2019/20
	Kshs	Kshs	Kshs	Kshs	Kshs	Kshs	Kshs
County Assembly - CBK Recurrent	1,856				1,856	1,991,727	1,991,727
County Assembly - CBK Development	16,927				16,927	919	919
County Assembly - Equity	-				-	401,061	401,061
Doldof Sub County Hospital FIF Imprest	-				-	564,449	564,449
TOTAL	18,783	-	-	-	18,783	2,958,156	2,958,156

This refers to funds appropriated in FY 2019/20 and transferred to Commercial banks but remained unapplied by the close of the financial year thus transferred back to the CRF.

6 COMPENSATION OF EMPLOYEES

Description	Q1 2020/21	Q2 2020/21	Q3 2020/21	Q4 2020/21	Cumulative FY 2020/21	Comparative Q1 2019/20	Comparative Cum to Q1 FY 2019/20
	Kshs	Kshs	Kshs	Kshs	Kshs	Kshs	Kshs
Basic salaries of permanent employees	(119,111,127)				(119,111,127)	(502,829,051)	(502,829,051)
Basic wages of temporary employees	(116,747,056)				(116,747,056)	(38,256,383)	(38,256,383)
Personal allowances paid as part of salary	(65,800)				(65,800)	(49,560)	(49,560)
Pension and social security contributions	(21,462,253)				(21,462,253)	(8,766,282)	(8,766,282)
TOTAL	(257,386,235)	-	-	-	(257,386,235)	(549,901,276)	(549,901,276)

There is a decline on payments under this category as compared to a similar period last financial year because the County did not make direct payments for August and September salaries but relied on Financial Institutions to pay the net salaries while seeking patience from statutory bodies for payment of taxes upon receipt of exchequer disbursements from the National Treasury.

COUNTY GOVERNMENT OF LAIKIPIA - EXECUTIVE

FY 2020/2021 Quarterly Report and Financial Statements

For the 1st quarter ended 30th September 2020

7 USE OF GOODS AND SERVICES

Description	Q1 2020/21	Q2 2020/21	Q3 2020/21	Q4 2020/21	Cumulative FY 2020/21	Comparative Q1 2019/20	Comparative Cum to Q1 FY 2019/20
	Kshs	Kshs	Kshs	Kshs	Kshs	Kshs	Kshs
Utilities, supplies and services	(9,424,765)				(9,424,765)	(1,962,846)	(1,962,846)
Communication, supplies and services	(957,091)				(957,091)	(1,071,494)	(1,071,494)
Domestic travel and subsistence	(21,460,458)				(21,460,458)	(21,647,199)	(21,647,199)
Foreign travel and subsistence	(1,070,380)				(1,070,380)	(170,380)	(170,380)
Printing, advertising and information supplies & services	(6,039,689)				(6,039,689)	-	-
Rentals of produced assets	-				-	-	-
Training expenses	(2,490,935)				(2,490,935)	(1,679,400)	(1,679,400)
Hospitality supplies and services	(22,021,681)				(22,021,681)	(7,485,800)	(7,485,800)
Insurance costs	-				-	-	-
Specialized materials and services	(17,456,533)				(17,456,533)	-	-
Office and general supplies and services	(6,355,866)				(6,355,866)	(2,061,400)	(2,061,400)
Other operating expenses	(13,423,163)				(13,423,163)	(1,717,600)	(1,717,600)
Routine maintenance – other assets	(168,780)				(168,780)	-	-
Routine maintenance – vehicles and other transport equipment	(2,402,141)				(2,402,141)	-	-
Fuel, oils and lubricants	(2,809,250)				(2,809,250)	-	-
TOTAL	(106,080,732)				(106,080,732)	(37,796,119)	(37,796,119)

Increased payments in Q1 in the current period as compared to a similar period last financial year is because in Q1 FY 2019/20 the County was operating on a 30% vote on account on recurrent which was implemented late in the Quarter.

COUNTY GOVERNMENT OF LAIKIPIA - EXECUTIVE

FY 2020/2021 Quarterly Report and Financial Statements

For the 1st quarter ended 30th September 2020

8 TRANSFERS TO OTHER GOVERNMENT ENTITIES

Description	Q1 2020/21	Q2 2020/21	Q3 2020/21	Q4 2020/21	Cumulative FY 2020/21	Comparative Q1 2019/20	Comparative Cum to Q1 FY 2019/20
	Kshs	Kshs	Kshs	Kshs	Kshs	Kshs	Kshs
Current Grants to Government Agencies and Entities	(18,036,252)				(18,036,252)	(187,800)	(187,800)
Laikipia County Assembly	(51,295,937)				(51,295,937)	(71,100,000)	(71,100,000)
Laikipia County Revenue Board	(6,731,700)				(6,731,700)	-	-
Laikipia County Development Authority	(1,900,000)				(1,900,000)	-	-
Laikipia County Health Facilities	(343,080)				(343,080)	-	-
Laikipia County VTCs	(6,565,502)				(6,565,502)	-	-
TOTAL	(84,872,471)	-	-	-	(84,872,471)	(71,287,800)	(71,287,800)

Increased payments in Q1 in the current period as compared to a similar period last financial year is because in Q1 FY 2019/20 the County was operating on a 30% vote on account on recurrent which was implemented late in the quarter. Payments under current grants to Government agencies relates to KCSAP, ASDP and EU Ideas grants

9 OTHER GRANTS AND TRANSFERS

Description	Q1 2020/21	Q2 2020/21	Q3 2020/21	Q4 2020/21	Cumulative FY 2020/21	Comparative Q1 2019/20	Comparative Cum to Q1 FY 2019/20
	Kshs	Kshs	Kshs	Kshs	Kshs	Kshs	Kshs
Scholarships and other educational benefits	-				-	(110,884)	(110,884)
Emergency relief and refugee assistance	-				-	-	-
Subsidies to small businesses, cooperatives, and self employed	-				-	-	-
TOTAL	-	-	-	-	-	(110,884)	(110,884)

The County did not make any payments under this category in this Quarter. Similar payments last financial year was on school fees for students of Laikipia Rescue and Rehabilitation Centre.

COUNTY GOVERNMENT OF LAIKIPIA - EXECUTIVE

FY 2020/2021 Quarterly Report and Financial Statements

For the 1st quarter ended 30th September 2020

10 SOCIAL SECURITY BENEFITS

Description	Q1 2020/21	Q2 2020/21	Q3 2020/21	Q4 2020/21	Cumulative FY 2020/21	Comparative Q1 2019/20	Comparative Cum to Q1 FY 2019/20
	Kshs	Kshs	Kshs	Kshs	Kshs	Kshs	Kshs
NHIF contributions for vulnerable households	-	-	-	-	-	-	-
TOTAL	-	-	-	-	-	-	-

The NHIF subsidy is an initiative by the County Executive to enrol the vulnerable families of Laikipia with the National Health Insurance Fund with an aim of reducing the burden of out of pocket payment for health services and enabling more households to access health services. The County did not make any payments in the 1st Quarter for NHIF subsidy

11 OTHER PAYMENTS

Description	Q1 2020/21	Q2 2020/21	Q3 2020/21	Q4 2020/21	Cumulative FY 2020/21	Comparative Q1 2019/20	Comparative Cum to Q1 FY 2019/20
	Kshs	Kshs	Kshs	Kshs	Kshs	Kshs	Kshs
Civil Contingency Reserves	-	-	-	-	-	-	-
Emergency Fund	(14,719,202)	-	-	-	(14,719,202)	-	-
TOTAL	(14,719,202)	-	-	-	(14,719,202)	-	-

The Emergency Fund payments relate to financing of Covid-19 essential activities including the Civil Works Program – an innovative way to offer financial support to our vulnerable youth whose situation has been worsened by the Covid-19 pandemic

12 ACQUISITION OF ASSETS

Description	Q1 2020/21	Q2 2020/21	Q3 2020/21	Q4 2020/21	Cumulative FY 2020/21	Comparative Q1 2019/20	Comparative Cum to Q1 FY 2019/20
	Kshs	Kshs	Kshs	Kshs	Kshs	Kshs	Kshs
Non-Financial Assets							
Purchase of Buildings	-	-	-	-	-	-	-
Construction of Buildings	-	-	-	-	-	-	-
Refurbishment of Buildings	-	-	-	-	-	-	-
Construction of Roads	(3,921,703)	-	-	-	(3,921,703)	-	-

COUNTY GOVERNMENT OF LAIKIPIA - EXECUTIVE

FY 2020/2021 Quarterly Report and Financial Statements

For the 1st quarter ended 30th September 2020

Construction and Civil Works	(19,000,000)				(19,000,000)	-	-
Purchase of Vehicles and Transport Equipment	-				-	-	-
Overhaul of Vehicles and Transport Equipment	-				-	-	-
Purchase of Household Furniture and Institutional Equipment	-				-	-	-
Purchase of Office Furniture and General Equipment	-				-	-	-
Purchase of Specialized Plant, Equipment and Machinery	-				-	-	-
Rehabilitation and Renovation of Plant, Machinery and Equip.	-				-	-	-
Purchase of Certified Seeds, Breeding Stock and Live Animals	-				-	-	-
Research, Studies, Project Preparation, Design & Supervision	-				-	(750,000)	(750,000)
Acquisition of Strategic Stocks and commodities	-				-	-	-
Financial Assets							
Laikipia County Car & Mortgage Fund	-				-	-	-
TOTAL	(22,921,703)				(22,921,703)	(750,000)	(750,000)

The Increased payments in Q1 in the current period as compared to a similar period last financial year is because in Q1 FY 2019/20 the County was operating on a 30% vote on account on recurrent which was implemented late in the Quarter.

13 A. CBK BANK ACCOUNTS

Name of Bank & Account No.	Recurrent or Development	Q1 2020/21	Q2 2020/21	Q3 2020/21	Q4 2020/21	Comparative Q1 2019/20
		Kshs	Kshs	Kshs	Kshs	Kshs
Central Bank of Kenya Accounts						
Laikipia County Revenue Fund Account - 1000171262	REC/DEV	16,178,812				532,488,243
Laikipia County Recurrent Account- 1000171208	REC	404,931				304,485
Laikipia County Development Account - 1000171162	DEV	-				-
Laikipia County Roads Maintenance Levy Fund Account - 1000285842	DEV	45,285,443				59,879,295

COUNTY GOVERNMENT OF LAIKIPIA - EXECUTIVE

FY 2020/2021 Quarterly Report and Financial Statements

For the 1st quarter ended 30th September 2020

Laikipia County Health Services Account - 1000285858	DEV	15,461,203				26,653,455
Laikipia County Agricultural Sector Development Support Program Account - 1000372087	DEV	20,067,554				8,248,566
Laikipia County Kenya Climate Smart Agriculture Project Account - 1000367717	REC/DEV	49,773,067				28,138,846
Laikipia County Health FIF Account - 1000392959	REC	1,200				3,554
Laikipia County Ideas-Led Account - 1000363312	REC/DEV	38,468,689				65,848,356
Laikipia County Kenya Urban Support Program - 1000372141	DEV	35,761,940				49,783,080
Laikipia County Village Polytechnic Project - 1000368896	REC/DEV	9,935,901				18,720,013
Laikipia County Deposit Account - 1000285834	DEV	13,246,568				23,801,339
Laikipia County Urban Institution Grant Account - 100414235	DEV	8,800,000				41,200,000
Laikipia County Emergency Fund - 1000451181	REC/DEV	99,605				-
Laikipia County Kenya Devolution Support Program - 1000418451	DEV	6,039,127				-
Laikipia County Kenya Devolution Support Program - 1000427728	REC	9,307,709				-
TOTAL		268,831,748	-	-	-	855,069,231

Amounts reported are as per the cashbook balances and bank reconciliation statements

13 B. CASH IN HAND

Description	Q1 2020/21	Q2 2020/21	Q3 2020/21	Q4 2020/21	Comparative Q1 2019/20
	Kshs	Kshs	Kshs	Kshs	Kshs
Cash in Hand – Held in domestic currency	-				-
Cash in Hand – Held in foreign currency	-				-
TOTAL	-	-	-	-	-

COUNTY GOVERNMENT OF LAIKIPIA - EXECUTIVE

FY 2020/2021 Quarterly Report and Financial Statements

For the 1st quarter ended 30th September 2020

14 ACCOUNTS RECEIVABLE (OUTSTANDING IMPREST)

Description	Q1 2020/21	Q2 2020/21	Q3 2020/21	Q4 2020/21	Comparative Q1 2019/20
	Kshs	Kshs	Kshs	Kshs	Kshs
Imprests issued to staff	24,533,209	-	-	-	8,011,757
TOTAL	24,533,209	-	-	-	8,011,757

15 ACCOUNTS PAYABLES (DEPOSITS AND RETENTIONS)

Description	Q1 2020/21	Q2 2020/21	Q3 2020/21	Q4 2020/21	Comparative Q1 2019/20
	Kshs	Kshs	Kshs	Kshs	Kshs
Deposits and Retentions	(13,246,568)	-	-	-	(23,801,339)
Total	(13,246,568)	-	-	-	(23,801,339)

These are monies held for third parties e.g. insurance, contractual retention monies

16 FUND BALANCE BROUGHT FORWARD

Description	Q1 2020/21	Q2 2020/21	Q3 2020/21	Q4 2020/21	Comparative Q1 2019/20
	Kshs	Kshs	Kshs	Kshs	Kshs
Bank accounts	290,281,835	-	-	-	653,108,033
Cash in hand	-	-	-	-	-
Accounts Receivables	180,000	-	-	-	-
Accounts Payables	(9,652,568)	-	-	-	(23,789,616)
Total	280,809,267	-	-	-	629,318,417

This are balances from the immediate previous period

COUNTY GOVERNMENT OF LAIKPIA - EXECUTIVE

FY 2020/2021 Quarterly Report and Financial Statements

For the 1st quarter ended 30th September 2020

17 CHANGES IN ACCOUNTS RECEIVABLES (OUTSTANDING IMPREST)

Description	Q1 2020/21	Q2 2020/21	Q3 2020/21	Q4 2020/21	Comparative Q1 2019/20
	Kshs	Kshs	Kshs	Kshs	Kshs
Imprest surrendered during the quarter (A)	2,162,386				
Imprest issued during the quarter (B)	26,515,595				
Total (A-B)	(24,353,209)	-	-	-	-

18 CHANGES IN ACCOUNTS PAYABLES (RETENTIONS AND DEPOSIT HELD FOR THIRD PARTIES)

Description	Q1 2020/21	Q2 2020/21	Q3 2020/21	Q4 2020/21	Comparative Q1 2019/20
	Kshs	Kshs	Kshs	Kshs	Kshs
Deposit received during the quarter (A)	7,910,800				
Deposit paid during the quarter (B)	4,316,800				
Total (A-B)	3,594,000	-	-	-	-

COUNTY GOVERNMENT OF LAIKIPIA - EXECUTIVE

FY 2020/2021 Quarterly Report and Financial Statements

For the 1st quarter ended 30th September 2020

XIV. OTHER IMPORTANT DISCLOSURES

1. PENDING ACCOUNTS PAYABLES

Description	Balance b/f FY 2019/2020		Total	Balance c/f FY 2020/21 Kshs
	Verified	Contingent		
Construction of buildings	72,579,564	289,412,198	361,991,762	430,245,898
Construction of civil works	337,846,185	361,362,655	699,208,840	670,593,538
Supply of goods	113,189,012	131,558,475	244,747,487	316,877,153
Supply of services	124,108,956	123,669,624	247,778,580	597,591,911
Total	647,723,717	906,002,951	1,553,726,668	2,015,308,500

2. COMMERCIAL BANKS

Bank Account Name & No.	Name of Commercial Bank	Type of Account	Bank balance 30.09.2020
REVENUE COLLECTION BANK ACCOUNTS			
Laikipia County Debt Collection A/C No.01141369499600	Co-operative Bank	Collection A/c	-
Laikipia County Liquour Licence Collection Account A/C No.01141366233700	Co-operative Bank	Collection A/c	18,800
Laikipia East Collection - Laikipia County Revenue A/C No.01141366378700	Co-operative Bank	Collection A/c	970,813
Laikipia West Revenue Collection A/C No.01141501762300	Co-operative Bank	Collection A/c	67,686
Marmaret Vocational Training Centre A/C No. 01129369599800	Co-operative Bank	Collection A/c	27,197
Muhotetu Vocational Training Centre A/C No. 01129368995000	Co-operative Bank	Collection A/c	3,240
Nanyuki Vocational Training Centre A/C No. 01129369635000	Co-operative Bank	Collection A/c	889,160
Nyahururu Vocational Training Centre A/C No. 01129369634800	Co-operative Bank	Collection A/c	199,600
Oi Moran Vocational Training Centre A/C No. 01129368995100	Co-operative Bank	Collection A/c	3,240
Rumuruti Vocational Training Centre A/C No. 01129369622000	Co-operative Bank	Collection A/c	202,242
Sipili Vocational Training Centre A/C No. 01129369600000	Co-operative Bank	Collection A/c	19,489
Wiyumiririe Vocational Training Centre A/C No. 01129369602100	Co-operative Bank	Collection A/c	3,240
Doldol Sub County Hospital FIF A/C No. 064000064783	Family bank	Collection A/c	108,530
Nanyuki Teaching & Ref Hospital FIF A/C No. 064000063932	Family bank	Collection A/c	640
Nyahururu Dist Hospital FIF A/C No. 023000027049	Family bank	Collection A/c	110

COUNTY GOVERNMENT OF LAIKIPIA - EXECUTIVE

FY 2020/2021 Quarterly Report and Financial Statements

For the 1st quarter ended 30th September 2020

Rumuruti Sub County Hospital FIF A/C No. 023000027937	Family bank	Collection A/c	981
Doldol Sub-County Hospital Collection Account. A/C No. 1235093808	KCB Bank	Collection A/c	3,250
Nanyuki Teaching & Referral Hospital Collection. A/C No. 1198115610	KCB Bank	Collection A/c	(600)
Ndindika Sub-County Collection Account A/C No. 1261696778	KCB Bank	Collection A/c	3,840
Nyahururu County Hospital FIF Collection A/C No.1198224266	KCB Bank	Collection A/c	400
Rumuruti Sub County Collection Account A/C No. 1235093948	KCB Bank	Collection A/c	(54,336)
Kimanjio Sub County Hospital Collection A/C 1275712657	KCB Bank	Collection A/c	-
Lamuria Sub County Hospital Collection A/C 1275712525	KCB Bank	Collection A/c	321,969
TOTAL			2,789,491
OTHER COUNTY COMMERCIAL BANKS			
CG of Laikipia A/C No. 2041834296	Absa Bank	Collection A/c	2,618,118
Laikipia County Car And Mortgage A/C No.01141369432600	Co-operative Bank	Development A/c	406,685
Laikipia Agricultural Sector Development Support Program A/C No. 0270277391768	Equity Bank	Development A/c	-
Miss Tourism Laikipia County Sponsorship Account. A/C No.01141369666800	Co-operative Bank	Recurrent A/c	500
Laikipia County Bursary Fund A/C No. 064000065823	Family bank	Recurrent A/c	9,932,253
Laikipia County Covid-19 Support A/C No.2042569251	Absa Bank	Recurrent/Development	208,767
Laikipia County Revenue Board A/C No.01141369182100	Co-operative Bank	Recurrent/Development	2,997,140
Laikipia County Dev Coop Fund A/C No.01141366165000	Co-operative Bank	Recurrent/Development	16,583,150
Laikipia County Government Imprest A/C No. 01141366378701	Co-operative Bank	Recurrent/Development	1,057,794
Tigithi Vocational Training Centre A/C 01129369621700	Co-operative Bank	Recurrent/Development	3,240
Salama Vocational Training Centre A/C 01129369599900	Co-operative Bank	Recurrent/Development	2,476
Laikipia County Development Authority A/C No. 0270279074923	Equity Bank	Recurrent/Development	1,782,552
Laikipia County UIG A/C 0270278999614	Equity Bank	Recurrent/Development	24,541,852
Laikipia County Health Services A/C No. 064000063891	Family bank	Recurrent/Development	547,198
Laikipia County Enterprise Fund A/C No.1176375156	KCB Bank	Recurrent/Development	26,980,895
TOTAL			87,662,620

COUNTY GOVERNMENT OF LAIKIPIA - EXECUTIVE**FY 2020/2021 Quarterly Report and Financial Statements****For the 1st quarter ended 30th September 2020****XV. ANNEX 1 – LIST OF COUNTY GOVERNMENT CORPORATIONS & ENTITIES**

The PFM Act, 2012 section 182 enables the County Government to establish and dissolve County Corporations/ entities; below is a list of Laikipia County corporations and entities

Entity	Date Established/ Date taken over	Location	Accounting Officer
Nanyuki Water and Sewerage Company Ltd	14/12/2005	Nanyuki	Kenneth Gitonga
Nyahururu Water and Sanitation Company Ltd	18/02/2002	Nyahururu	Eng. Peter Mwangi
Laikipia County Bursary Fund	19/06/2014	Nanyuki	Annette Muriuki
Laikipia County Enterprise Fund	19/06/2014	Nanyuki	Jemmimah Mburugu
Laikipia County Co-operative Fund	06/01/2015	Nanyuki	Jemmimah Mburugu
Laikipia County Executive Car and Mortgage Fund	12/15/2014	Nanyuki	Karanja Njora
Laikipia County Development Authority	19/06/2014	Nanyuki	Jessy Mugo
Laikipia County Revenue Board	19/06/2014	Nanyuki	Prudence Waithera
Laikipia County Public Service Board	19/06/2014	Nyahururu	Timothy Wamiti
Laikipia County Leasing Fund	14/06/2020	Nanyuki	Paul Njenga
Laikipia County Emergency Fund	14/06/2020	Nanyuki	Paul Njenga

XVI. ANNEX 2 – OUTSTANDING IMPREST

Payment Date	Payee	Vote	Amount	Invoice No.	Voucher No.
1-Sep-20	Louise Mwikali Mutuku	4511	120,000	4511IMP3959804	48565
1-Sep-20	Rose Nyambura Maitai	4511	300,000	4511IMP3959597	48557
23-Sep-20	Margaret Muthoni Nderitu	4511	50,000	4511IMPR3959834	49159
23-Sep-20	Gachoya William Gitahi	4511	100,000	4511IMP4053603	49090
23-Sep-20	Grace Wanjiru Warui	4511	100,000	4511IMP3959819	49014
23-Sep-20	Francis Kiama Karani	4511	100,000	4511IMP4053604	49094
23-Sep-20	Veronica Wangari Wambugu	4511	100,000	4511IMP4053602	49088
23-Sep-20	Veronica Wangari Wambugu	4511	100,000	4511IMP40530601	49087
23-Sep-20	Gladys Mugure Njeri	4511	100,000	4511IMP4053606	49091
23-Sep-20	Agnes Nyambura Gichohi	4511	100,000	4511IMP3959831	49080

COUNTY GOVERNMENT OF LAIKIPIA - EXECUTIVE

FY 2020/2021 Quarterly Report and Financial Statements

For the 1st quarter ended 30th September 2020

23-Sep-20	Anne Wangechi Taiku	4511	200,000	4511IMP4053610	49083
23-Sep-20	Jackson Maina Kibocho	4511	200,000	4511IMP4053611	49086
23-Sep-20	Alexander Maina Mwangi	4511	200,000	4511IMP4053607	49084
23-Sep-20	Hellen W. Wangai	4511	200,000	4511IMP4053609	49085
23-Sep-20	Jane Njeri Kamau	4511	250,000	4511IMP3959832	49095
23-Sep-20	Ikinya Muriu Matindi	4511	300,000	4511IMP4053605	49089
23-Sep-20	Gilbert Njagi Stephen	4511	100,000	4511IMP3959821	49012
23-Sep-20	John Maina Kimotho	4511	250,100	4511IMP3959818	49023
1-Sep-20	Judith Wanja Mwangera	4512	350,000	4512-IMP-395977	48683
2-Sep-20	Lucy Mtenge Legisa	4512	30,000	4512-IMP-395976	48682
3-Sep-20	Maryline Wanjiru Kimani	4512	100,000	4512-IMP-395977	48718
3-Sep-20	Maryline Wanjiru Kimani	4512	150,000	4512-IMP-395977	48717
24-Sep-20	Maryline Wanjiru Kimani	4512	50,000	4512-IMP-395978	49191
24-Sep-20	Florence Wangechi Ndungu	4512	50,000	4512-IMP-395978	49192
1-Sep-20	Beatrice Wanjiru Ngaruka	4513	200,000	4513IMP4053503	150006122
1-Sep-20	Mary Makena Mwenda	4513	200,000	4513IMP4053502	150006119
1-Sep-20	Emma Njoki Ngugi	4513	400,000	4513IMP2607801	150006124
2-Sep-20	Joyce Wangui Mwirigi	4513	300,000	4513IMP3959905	150006120
23-Sep-20	Arthur Kokonya Mumelo	4513	100,000	HD4513IMP309382	150006248
23-Sep-20	David Murage Kariuki	4513	100,000	ND4513IMP309382	150006249
23-Sep-20	Isaac Gachagua Muriithi	4513	100,000	DOL4513IMP40535	150006251
23-Sep-20	Sharon Shikbayilwa Kataka	4513	130,000	RUM4513IMP30938	150006253
23-Sep-20	Polycarp Mosweta Nyachiro	4513	142,750	HD4513IMP218355	150006256
23-Sep-20	Mary Makena Mwenda	4513	200,000	HD4513IMP405350	150006247
23-Sep-20	Beatrice Wanjiru Ngaruka	4513	200,000	HD4513IMP405350	150006254
2-Sep-20	Virginiah Nyambura Kagunya	4517	370,000	4517IMP3499798	48676
23-Sep-20	Anthony Mbutia Nderitu	4519	50,000	4519IMPR3487682	49153
23-Sep-20	Mercy Wangu Wahome	4519	50,000	4519IMPR3487686	49152
24-Sep-20	James Miiiri Maingi	4519	50,000	4519IMPR3487670	49189
Total Amount - Standing Imprest				6,192,850	

COUNTY GOVERNMENT OF LAIKPIA - EXECUTIVE

FY 2020/2021 Quarterly Report and Financial Statements

For the 1st quarter ended 30th September 2020

1-Sep-20	Ezekiel Kiama Kaara	4511	900,000	4511IMP3959807	48574
1-Sep-20	Grace Wanjiru Warui	4511	550,000	4511IMP3959598	48560
1-Sep-20	Moses Keshenkei Nokisho	4511	300,000	4511IMP3959805	48677
1-Sep-20	Lucy Muthoni Maina	4511	900,000	4511IMP3959808	48579
1-Sep-20	Virginia Nyaguthii Wahome	4511	800,000	4511IMP39595995	48558
1-Sep-20	Samuel Karanja Njora	4511	595,000	4511IMP3959811	48582
1-Sep-20	John Maina Kimotho	4511	185,000	4511IMP3959804	48566
1-Sep-20	Mercy Wamaitha Mwangi	4511	457,500	4511IMP3959815	48575
1-Sep-20	Samuel Murage Kingori	4511	500,000	4511IMP3959812	48613
1-Sep-20	Esther Wairimu Machanga	4511	350,000	4511IMP3959810	48581
1-Sep-20	Eston Nyaga Mukara	4511	634,200	4511IMP3959814	48580
2-Sep-20	Edward Maiyo Rotich	4511	910,000	4511IMP3959806	48577
10-Sep-20	Lydia Wambui Njoroge	4511	900,000	4511IMP3959809	48576
17-Sep-20	Ruth Wambui Ngugi	4511	800,000	4511IMP3959600R	48776
23-Sep-20	Esther Wairimu Machanga	4511	40,883	4511IMP3959830	49093
23-Sep-20	Christine Chepkoech Kibet	4511	56,000	CPSB19	49015
23-Sep-20	Timothy Kanganga Wamiti	4511	56,000	CPSB18	49018
23-Sep-20	Moses Mwaura Wanyoike	4511	56,000	CPSB17	49020
23-Sep-20	Patricia Wangui	4511	56,000	CPSB20	49016
23-Sep-20	Ntushat Benson Sururu	4511	56,000	CPSB16	49017
23-Sep-20	John Ekale Aruma	4511	56,000	CPSB22	49019
23-Sep-20	Margaret Mumbi Mwago	4511	67,200	CPSB21	49021
23-Sep-20	Rose Nyambura Maitai	4511	117,200	4511IMP3959839	49158
23-Sep-20	Alexander Maina Mwangi	4511	192,970	4511IMP3959823	49011
23-Sep-20	Charles Njuguna Muiruri	4511	200,000	4511IMP3959827	49082
23-Sep-20	Charles Njuguna Muiruri	4511	200,000	4511IMP3959826	49081
23-Sep-20	Anthony Karigi Ngobia	4511	300,000	4511IMP3959817	49024
23-Sep-20	Joseph Takwi Rubwa	4511	345,000	4511IMP3959824	49022
23-Sep-20	Linus Sammy Maina	4511	355,000	4511IMP3959828	49097
23-Sep-20	John Mwangi Mwaniki	4511	500,000	4511IMP3959835	49184

COUNTY GOVERNMENT OF LAIKIPIA - EXECUTIVE

FY 2020/2021 Quarterly Report and Financial Statements

For the 1st quarter ended 30th September 2020

23-Sep-20	Christopher Muriithi Ndiritu	4511	500,000	4511IMP3959820	49160
23-Sep-20	James Githiri	4511	525,000	4511IMP3959829	49096
19-Feb-20	Tumpes David Ndaya	4512	90,000	4512IMP3487995	45724
19-Feb-20	Loter Amothing Amothing	4512	90,000	4512IMP3959501	45754
31-Aug-20	Rose Owino Agola	4512	100,000	4512-R-238	48626
31-Aug-20	Caleb Wanjohi Mwangi	4512	256,466	4512-R-240	48631
31-Aug-20	Innocent Elias Gitonga	4512	410,000	4512-R-241	48625
1-Sep-20	Phanuel Jaoko Ooro	4512	27,000	4512-IMP-395977	48686
1-Sep-20	Leshao Yekimi Peter	4512	112,600	4512-IMP-395976	48681
1-Sep-20	Julius Murage King'ori	4512	290,000	4512-IMP-395997	48687
1-Sep-20	John Lemuna	4512	300,000	4512-IMP-395976	48684
1-Sep-20	Evarlyne Wanjiku Wanjiru	4512	300,000	4512-IMP-395977	48685
2-Sep-20	Julius Murage King'ori	4512	136,700	4512-IMP-395975	48680
22-Sep-20	James Mwangi Mbuco	4512	310,000	4512-IMP-395978	10000229
23-Sep-20	Veronica Wangari Wambugu	4512	93,600	4512-IMP-395996	49009
23-Sep-20	Rufus Kinoru Makuno	4512	100,000	4512-IMP-395978	49008
24-Sep-20	Sandra Njeri Wagicheru	4512	200,000	4512-IMP-395979	49193
1-Sep-20	Alice Makena Mboroki	4513	170,450	4513imp3959907	150006121
23-Sep-20	Faith Wanjiru Karanja	4513	92,000	HD4513IMP405350	150006252
23-Sep-20	Charles Ntonjira Mwenda	4513	126,200	HD4513IMP405351	150006246
23-Sep-20	Denis Kaimau Njeri	4513	300,000	HD4513IMP405350	150006258
23-Sep-20	Polycarp Mosweta Nyachiro	4513	407,250	HD4513IMP218355	150006255
23-Sep-20	Edward Maiyo Rotich	4513	510,750	HD4513IMP218355	150006250
23-Sep-20	George Kariuki Macharia	4513	693,200	HD4513IMP405351	150006257
23-Sep-20	Lukas Memia Thiga	4513	694,440	4513N025	150006235
23-Sep-20	Annah Wambui Maina	4519	68,750	4519IMPR3487693	49154
Total Amount - Temporary Imprest			18,340,359		
Grand Total Amount			24,533,209		

COUNTY GOVERNMENT OF LAIKPIA - EXECUTIVE

FY 2020/2021 Quarterly Report and Financial Statements

For the 1st quarter ended 30th September 2020**XVII. ANNEX 3 – PENDING BILLS****1. DEPARTMENT OF ADMINISTRATION, PUBLIC SERVICE AND OFFICE OF THE GOVERNOR**

CATEGORY	Q1 FY 2020/21
CONSTRUCTION OF BUILDINGS	
MACDAN BUILDING CIVIL CONTRACTORS LTD	4,002,410
NALJO INVESTMENT LTD	2,250,864
NERICK LIMITED	2,467,355
ROSKARD CONSTRUCTION LTD	32,434,944
AWANDI VENTURES	38,685
CHARDI LTD	2,274,941
CHARNDI LTD	276,909
LEMA KENYA	6,225,720
KAMANDU EA LIMITED	185,404
JAKATHUO CONTRACTORS	3,282,464
KOKOO SARAH LTD	1,238,000
KALALU BUILDING CONTRACTORS	71,509
TEMBO AFRICA CONSTRUCTION AND HOUSING LTD	51,302
SUB-TOTAL	54,800,507
CONSTRUCTION OF CIVIL WORKS	
EUROTİK COMPANY LTD	13,876,160
EUROTİK COMPANY LTD	13,876,160
MASHTech SUPPLIES LTD	23,484,000
DEXCOM E.A LIMITED	318,900
GO SOLAR LTD	26,639,790
DELUXE CO	3,456,104
SUB-TOTAL	81,651,114
SUPPLY OF GOODS	
ESTAM TRADERS	27,700
NYAHURURU STADIUM BOOKSHOP	392,670
NYAHURURU STADIUM BOOKSHOP	213,339
NYAHURURU STADIUM BOOKSHOP	299,360
WAVEX LIMITED	785,790
KATHINI TRADERS	199,000

COUNTY GOVERNMENT OF LAIKIPIA - EXECUTIVE

FY 2020/2021 Quarterly Report and Financial Statements

For the 1st quarter ended 30th September 2020

KATHINI TRADERS	199,000
KUBO ENTERPRISES	1,000,000
LENANA PEAK	1,900,500
NYAHURURU BOOKSHOP	299,360
SUYANAE MERCHANTS	358,000
XEROX ENTERPRISES	875,121
AMUA GLORY BOUTIQUE	1,033,200
NYAHUWASCO	34,400
NYAHURURU STADIUM BOOKSHOP	88,920
HERI GENERAL MERCHANTS	87,050
HERI GENERAL MERCHANTS	71,780
HERI GENERAL MERCHANTS	109,100
KATHINI TRADERS	330,000
KATHINI TRADERS	199,000
SIXTY FOUR BUSINESS MACHINES	2,000
SIXTY FOUR BUSINESS MACHINES	10,000
GIMCO CLOTHING	95,000
SKY LIMITTER	1,981,000
SUB-TOTAL	10,591,290
SUPPLY OF SERVICES	
BEWIS GENERAL SUPPLIES	945,000
BRIGHTWAYS TRAVEL & TOURS LTD	106,050
FALLS HIPO POINT LOUNGE AND GRILL	42,000
M/S AWOUR RAMOGI COMPANY	2,900,000
MAJIMBO AG&COMPANY	4,210,000
SHUTTLE AUTO GARAGE	28,884
SHUTTLE AUTO GARAGE	176,250
SHUTTLE AUTO GARAGE	86,536
SHUTTLE AUTO GARAGE	32,712
SHUTTLE AUTO GARAGE	32,712
SHUTTLE AUTO GARAGE	32,712
SHUTTLE AUTO GARAGE	47,400
SHUTTLE AUTO GARAGE	44,312
SHUTTLE AUTO GARAGE	44,544
SHUTTLE AUTO GARAGE	45,000

COUNTY GOVERNMENT OF LAIKPIA - EXECUTIVE**FY 2020/2021 Quarterly Report and Financial Statements****For the 1st quarter ended 30th September 2020**

SHUTTLE AUTO GARAGE	53,824
SHUTTLE AUTO GARAGE	29,500
SHUTTLE AUTO GARAGE	39,000
SHUTTLE AUTO GARAGE	28,884
SHUTTLE AUTO GARAGE	31,204
SHUTTLE AUTO GARAGE	28,884
THIKA MOTOR DEALERS	93,371
HIVE CLEAN CARE	78,000
HIVE CLEAN CARE	120,000
HIVE CLEAN CARE	54,000
MARONY TRAVEL AGENCIES	338,270
AGRICULTURAL SOCIETY OF KENYA	86,500
AGRICULTURAL SOCIETY OF KENYA	180,000
JALABERT ENTERPRISES	49,600
JALABERT ENTERPRISES	20,400
JALABERT ENTERPRISES	35,700
JALABERT ENTERPRISES	65,000
KENLINK ELECTRICALS	382,991
K-LAYERZ CONSTRUCTION	13,000
K-LAYERZ CONSTRUCTION	41,800
LETS FLY AVIATION LTD	183,600
LIKII AUTO GARAGE	469,892
MARONY TRAVEL AGENCIES LTD	85,325
MUCHEMI & CO ADVOCATES	1,755,000
PEIM GARAGE	63,700
PEIM GARAGE	28,100
PRO PIVOTAL LIMITED	31,204
THIKA MOTOR DEALERS	14,000
THIKA MOTOR DEALERS	14,000
TOYOTA KENYA LTD	111,374
E.M WASHIE AND ASSOCIATES	986,000
COMPENSATION OF EMPLOYEES	418,839,752
Sub-Total	433,125,987
Grand Total	580,168,898

COUNTY GOVERNMENT OF LAIKIPIA - EXECUTIVE

FY 2020/2021 Quarterly Report and Financial Statements

For the 1st quarter ended 30th September 2020

2. DEPARTMENT OF FINANCE, ECONOMIC PLANNING AND COUNTY DEVELOPMENT

CATEGORY	Q1 FY 2020/21
CONSTRUCTION OF BUILDINGS	
EVEN ME.	506,661
SUB-TOTAL	506,661
CONSTRUCTION OF CIVIL WORKS	
SUB-TOTAL	-
SUPPLY OF GOODS	
ONTIME TECHNICS AND SUPPLIES	1,130,500
RANY	547,520
OLYMPIA HOTELS LTD.	20,600
ELCY ENTERPRISES	1,625,000
KAWAI	1,900,000
ECOPACE HOLDINGS	1,450,000
KATHINI TRADERS	350,000
CAGMA CONSOLIDATED LIMITED	1,243,030
DEKAMA VENTURES	88,810
ECOLAND (K) LIMITED	1,900,000
CRYSTAL FAST COMPANY LIMITED	1,800,000
KARWIMA ENTERPRISES.	384,800
CHIENI SUPERMARKET.	384,800
AUSTERPHARM CHEMIST	3,000,000
MAWAGI WORKS SUPPLIERS	3,998,800
CLYMARKS HEALTH LTD	4,995,000
MTWAPA CENTRAL CHEMIST	5,000,000
BRAYSON ENTERPRISE	1,197,000
SUB-TOTAL	31,015,860
SUPPLY OF SERVICES	
TRYPAR SYSTEMS	1,999,400
GREEN HILLS HOTEL	55,050
WAVEX INTERNET SERVICE PROVIDER	52,200
TELKOM KENYA	504,252
MICRO ENTERPRISES SUPPORT PROGRAME TRUST	215,000

COUNTY GOVERNMENT OF LAIKIPIA - EXECUTIVE

FY 2020/2021 Quarterly Report and Financial Statements

For the 1st quarter ended 30th September 2020

MFI DOCUMENTSOLUTIONLIMITED	81,200
WALKERS KIKWETU	94,500
MAKEV AUTO PARTS & SERVICES	25,775
ASTORIAN GRAND	298,000
WALKERS KIKWETU	49,000
HAWI KENYA LIMITED	298,000
HAWI KENYA LIMITED	498,429
NANYUKI VOCATIONAL TRAINING	40,000
SERBENWACH HOLDINGS LIMITED	670,000
DIGITAL TRACKING SERVICES	1,292,000
VOCATIONAL TRAINING CENTER	34,300
INTSOFT	18,397,600
KPMG	7,763,201
SUB-TOTAL	32,367,907
GRAND TOTAL	63,890,429

3. DEPARTMENT OF HEALTH AND MEDICAL SERVICES

DESCRIPTION	Q1 FY 2020/21
CONSTRUCTION OF BUILDINGS	
PROPOSED EXTERNAL WORKS TO COVID-19 WARDS AT NTRH IN LAIKIPIA COUNTY	2,673,788
PROPOSED RENOVATION WORKS OF COVID -19 WARDS AT NTRH	2,762,482
PROPOSED MECHANICAL AND ELECTRICAL WORKS TO COVID-19 WARDS AT NTRH	2,612,378
PROPOSED CONSTRUCTION OF STAFF HOUSE AT SURVEY DISPENSARY	5,829,632
PROPOSED CONSTRUCTION OF STAFF HOUSE AT LEKIII DISPENSARY	6,796,318
PROPOSED CONSTRUCTION OF NGOBIT DISPENSARY	5,715,656
PROPOSED CONSTRUCTION OF KIHATO DISPENSARY	4,641,450
PROPOSED RENOVATION WORKS OF BARAKA DISPENSARY	821,280
PROPOSED RENOVATION AND EXTENSION OF KABIRU DISPENSARY	1,806,120
PROPOSED CONSTRUCTION OF ABLUTION BLOCK AT NDURUMO DISPENSARY	624,080
PROPOSED CONSTRUCTION OF ABLUTION BLOCK AT LORIEN DISPENSARY	624,080
PROPOSED CONSTRUCTION OF ABLUTION BLOCK AT SIPILIDISPENSARY	624,080
PROPOSED CONSTRUCTION OF ABLUTION BLOCK AT SWEETWATERS DISPENSARY	624,080
PROPOSED CONSTRUCTION OF ABLUTION BLOCK AT MWENJE DISPENSARY	624,080
PROPOSED CONSTRUCTION OF ABLUTION BLOCK AT MATWIKU DISPENSARY	714,560
RENOVATIONS AT ILPOLEI DISPENSARY	1,013,840

COUNTY GOVERNMENT OF LAIKIPIA - EXECUTIVE
FY 2020/2021 Quarterly Report and Financial Statements
For the 1st quarter ended 30th September 2020

CONSTRUCTION OF ABLUTION BLOCK AT GITHUCI DISPENSARY	624,080
RENOVATIONS AT MUHOTETU DISPENSARY	570,720
RENOVATIONS AT ILMOTIOK DISPENSARY	409,480
RENOVATIONS AT KURUM DISPENSARY	800,400
PROPOSED CONSTRUCTION OF SANGA DISPENSARY	6,275,600
X-RAY BLOCK RUMURUTI	3,796,709
NAKWANG DISPENSARY	2,601,449
BAHATI DISPENSARY	5,124,249
RABAL DISPENSARY	3,500,784
RENOVATION SALAMA HEALTH CENTRE	1,397,104
PIT LATRINE KALALU DISP.	653,662
PIT LATRINE MAUNDU MERI	640,720
PIT LATRINE CHUMVI DISP.	660,750
MATERNITY BLOCK BARAKA DISP.	3,601,121
MATERNITY BLOCK AT MUGUMO DISP.	3,500,167
MATERNITY BLOCK - DEBATAS DISPENSARY	3,890,611
MARTENITY BLOCK MELWA DISPENSARY	3,981,595
DOLDOL THEATRE	5,700,000
X-RAY KIMAYU	4,000,000
RUMURUTI THEATRE	4,900,000
NDINDIKA TTHEARE	5,000,000
NYAHURURU MOTHER CHILD HOSPITAL	20,000,000
NANYUKI MOTHER CHILD	20,000,000
RENOVATION MAUNDU MARI	1,200,000
PROPOSED ABLUTION BLOCK AT OLMORAN HEALTH CENTRE	664,668
PROPOSED CONSTRUCTION OF LEKIH DISPENSARY	3,055,057
	145,056,830
CONSTRUCTION OF CIVIL WORKS	
PROPOSED CONSTRUCTION OF CHAIN LINK FENCE AT NTURUKUMA DISPENSARY	1,330,520
PROPOSED CONSTRUCTION OF CHAIN LINK FENCE AT NIUGUINI DISPENSARY	1,220,204
PROPOSED CONSTRUCTION OF CHAIN LINK FENCE AT MBOGOINI DISPENSARY	1,350,194
PROPOSED CONSTRUCTION OF CHAINLINK FENCE AT KABATI DISPENSARY	1,593,840
CONSTRUCTION OF CHAIN LINK FENCE AT TIMAU DISPENSARY	1,593,840
PROPOSED CONSTRUCTION OF CHAIN LINK FENCE AT PESI DISPENSARY	1,593,840
PROPOSED CONSTRUCTION OF CHAIN LINK FENCE AT SERIA DISPENSARY	1,593,840

COUNTY GOVERNMENT OF LAIKIPIA - EXECUTIVE

FY 2020/2021 Quarterly Report and Financial Statements

For the 1st quarter ended 30th September 2020

FENCING ETHI DISP.	2,176,160
PURCHASE OF LAND KIANDEGE DISPENSARY	2,500,000
WATER CONNECTION AT GITHUCI DISPENSARY	2,000,000
	16,952,438
SUPPLY OF GOODS	
OFFICE STATIONERY, COMPUTER CONSUMABLES AND ACCESSORIES	60,000
SUPPLY AND DELIVERY OF N95 MASK	1,500,000
PROVISION OF UNIFORM	1,033,200
SUPPLY AND DELIVERY OF LAPTOP	188,520
SUPPLY AND DELIVERY OF A4 BRONCHURES,BANNERS,REFLECTOR JACKETS	1,219,800
SUPPLY AND DELIVERY OF STAFF UNIFORM	350,000
SUPPLY AND DELIVERY OF NON PHARMS	5,000,000
SUPPLY AND DELIVERY OF NON PHARMS	3,000,000
SUPPLY AND DELIVERY OF NON PHARMS	4,995,000
SUPPLY AND DELIVERY OF PATIENT LINEN	3,998,800
SUPPLY AND DELIVERY OF PATIENT LINEN	33,600,000
SUPPLY AND DELIVERY OF PATIENT LINEN	3,600,000
SUPPLY AND DELIVERY OF PATIENT LINEN	3,200,000
SUPPLY AND DELIVERY OF OFFICE FURNITURE	710,500
SUPPLY, FIX, TEST AND COMMISSION TO NANYUKI TEACHING AND REFERRAL HOSPITAL	8,980,000
SUPPLY, FIX, TEST AND COMMISSION TO NYAHURURU TEACHING AND REFERRAL HOSPITAL	8,980,000
SUPPLY AND DEELIVERY OF PATIENT LINEN	3,960,000
SUPPLY AND DELIVERY OF MOBILE TOILETS	1,948,800
SUPPLY AND DELIVERY OF ICU EQUIPMENTS	8,980,000
SUPPLY AND DELIVERY OF ICU EQUIPMENTS	8,980,000
SUPPLY OF THREE HUNDRED HOSPITAL BEDS FOR COVID .19	10,500,000
SUPPLY OF LAB REAGENTS	177,600
SUPPLY OF LAB REAGENTS	375,000
DELIVERY OF PHARMACEUTICALS	120,660
SUPPLY OF LAB REAGENTS	381,516
SUPPLY OF OFFICE STATIONARY	232,400
DELIVERY OF LAPTOPS AND COMPUTER SERVICES	334,400
SUPPLY OF X-RAY ITEMS	442,000
SUPPLY OF NON PHARMACEUTICALS	522,400
SUPPLY OF NON PHARMACEUTICALS	689,800

COUNTY GOVERNMENT OF LAIKIPIA - EXECUTIVE**FY 2020/2021 Quarterly Report and Financial Statements****For the 1st quarter ended 30th September 2020**

SUPPLY OF GENERAL OFFICE STATIONARY	660,000
SUPPLY OF FOOD ITEMS	314,384
SUPPLY OF STATIONARY	239,335
SUPPLY OF LAB REAGENTS	234,000
SUPPLY OF LAB MATERIALS	401,400
SUPPLY OF HARDWARE ITEMS	39,850
SUPPLY OF FUEL	362,574
SUPPLY OF CATERING SERVICES	1,559,520
SUPPLY OF LAB REAGENTS	505,500
SUPPLY OF TYRES	111,375
SUPPLY OF FOOD AND RATION	107,800
SUPPLY OF LAB REAGENTS	132,900
SUPPLY OF LAB REAGENTS	315,750
SUPPLY OF FOODS AND RATIONS	277,775
SUPPLY OF FOODS AND RATIONS	63,080
SUPPLY OF FOODS AND RATIONS	525,528
SUPPLY OF FOODS AND RATIONS	170,640
SUPPLY OF FOODS AND RATIONS	169,416
SUPPLY OF FOODS AND RATIONS	50,199
SUPPLY OF FOODS AND RATIONS	98,955
SUPPLY OF LABORATORY MATERIALS	1,098,210
SUPPLY OF GENERAL OFFICE SUPPLIES	1,659,500
SUPPLY OF GENERAL OFFICE SUPPLIES	777,000
SUPPLY OF LABORATORY MATERIALS	17,050
SUPPLY OF FOODS AND RATIONS	346,740
SUPPLY OF FOODS AND RATIONS	352,280
SUPPLY OF FOODS AND RATIONS	963,525
SUPPLY OF FOODS AND RATIONS	320,290
SUPPLY OF FOODS AND RATIONS	319,700
SUPPLY OF FOODS AND RATIONS	172,440
SUPPLY OF FOODS AND RATIONS	49,045.00
SUPPLY OF FOODS AND RATIONS	352,280
SUPPLY OF FOODS AND RATIONS	63,080
SUPPLY OF FOODS AND RATIONS	324,497
PURCHASE OF X-RAYS SUPPLIES	210,800

COUNTY GOVERNMENT OF LAIKIPIA - EXECUTIVE

FY 2020/2021 Quarterly Report and Financial Statements

For the 1st quarter ended 30th September 2020

PURCHASE OF X-RAYS SUPPLIES	28,000
SUPPLY OF LABORATORY MATERIALS	177,100
SUPPLY OF LABORATORY MATERIALS	126,762
PURCHASE OF CLEANSING MATERIALS	779,000
PURCHASE OF DRUGS	95,600
SUPPLY OF LABORATORY MATERIALS	1,051,100
PURCHASE OF CLEANSING MATERIALS	477,368
PURCHASE OF STAFF UNIFORM	402,000
PURCHASE REFINED FUELS	234,016
PURCHASE REFINED FUELS	381,907
SUPPLY AND DELIVERY OF DESKTOPS COMPUTERS	190,500
SUPPLY AND DELIVERY OF DESKTOPS COMPUTERS	63,500
SUPPLY AND DELIVERY OF ELECTRICAL MATERIALS	103,650
SUPPLY AND DELIVERY OF ELECTRICAL MATERIALS	55,250
SUPPLY AND DELIVERY OF ELECTRICAL MATERIALS	70,025
SUPPLY AND DELIVERY OF FOODSTUFF	11,300
SUPPLY AND DELIVERY OF FOODSTUFF	90,050
SUPPLY AND DELIVERY OF FOODSTUFF	122,500
SUPPLY AND DELIVERY OF FOODSTUFF	198,936
SUPPLY AND DELIVERY OF FOODSTUFF	110,400
SUPPLY AND DELIVERY OF FOODSTUFF	22,300
SUPPLY AND DELIVERY OF FOODSTUFF	287,706
SUPPLY AND DELIVERY OF FOODSTUFF	318,404
SUPPLY AND DELIVERY OF FOODSTUFF	119,700
SUPPLY AND DELIVERY OF FOODSTUFF	102,500
SUPPLY AND DELIVERY OF FOODSTUFF	22,300
SUPPLY AND DELIVERY OF FOODSTUFF	228,301
SUPPLY AND DELIVERY OF FOODSTUFF	107,100
SUPPLY AND DELIVERY OF FOODSTUFF	112,000
SUPPLY AND DELIVERY OF FOODSTUFF	347,162
SUPPLY AND DELIVERY OF FOODSTUFF	120,000
SUPPLY AND DELIVERY OF FOODSTUFF	204,485
SUPPLY AND DELIVERY OF FOODSTUFF	129,500
SUPPLY AND DELIVERY OF FOODSTUFF	22,300
SUPPLY AND DELIVERY OF FOODSTUFF	83,200

COUNTY GOVERNMENT OF LAIKIPIA - EXECUTIVE

FY 2020/2021 Quarterly Report and Financial Statements

For the 1st quarter ended 30th September 2020

SUPPLY AND DELIVERY OF HARDWARE	39,500
SUPPLY AND DELIVERY OF HARDWARE	55,375
SUPPLY AND DELIVERY OF HARDWARE	26,920
SUPPLY AND DELIVERY OF HARDWARE	57,350
SUPPLY AND DELIVERY OF HARDWARE	49,900
SUPPLY AND DELIVERY OF HARDWARE	69,450
SUPPLY AND DELIVERY OF HARDWARE	33,805
SUPPLY AND DELIVERY OF LAB REAGENTS	359,500
SUPPLY AND DELIVERY OF LAB REAGENTS	1,189,000
SUPPLY AND DELIVERY OF LAB REAGENTS	362,726
SUPPLY AND DELIVERY OF LAB REAGENTS	774,000
SUPPLY AND DELIVERY OF MEDICAL DRUGS	70,123
SUPPLY AND DELIVERY OF MEDICAL DRUGS	44,039
SUPPLY AND DELIVERY OF MEDICAL DRUGS	99,907
SUPPLY AND DELIVERY OF MEDICAL DRUGS	73,200
SUPPLY AND DELIVERY OF MEDICAL DRUGS	63,405
SUPPLY AND DELIVERY OF MEDICAL DRUGS	79,240
SUPPLY AND DELIVERY OF MEDICAL DRUGS	74,200
SUPPLY AND DELIVERY OF MEDICAL DRUGS	125,000
SUPPLY AND DELIVERY OF MEDICAL DRUGS	163,595
SUPPLY AND DELIVERY OF MEDICAL DRUGS	57,805
SUPPLY AND DELIVERY OF MEDICAL DRUGS	29,506
SUPPLY AND DELIVERY OF MEDICAL DRUGS	66,967
SUPPLY AND DELIVERY OF MEDICAL DRUGS	88,260
SUPPLY AND DELIVERY OF MEDICAL DRUGS	59,180
SUPPLY AND DELIVERY OF NON PHARMACEUTICALS	482,000
SUPPLY AND DELIVERY OF NON PHARMACEUTICALS	741,000
SUPPLY AND DELIVERY OF NON PHARMACEUTICALS	725,000
SUPPLY AND DELIVERY OF NON PHARMACEUTICALS	982,000
SUPPLY AND DELIVERY OF NON PHARMACEUTICALS	198,000
SUPPLY AND DELIVERY OF OFFICE STATIONARIES	111,470
SUPPLY AND DELIVERY OF OFFICE STATIONARIES	660,000
SUPPLY AND DELIVERY OF OFFICE STATIONARIES	43,500
SUPPLY AND DELIVERY OF OFFICE STATIONARIES	58,400
SUPPLY AND DELIVERY OF OFFICE STATIONARIES	132,200

COUNTY GOVERNMENT OF LAIKIPIA - EXECUTIVE**FY 2020/2021 Quarterly Report and Financial Statements****For the 1st quarter ended 30th September 2020**

SUPPLY AND DELIVERY OF OFFICE STATIONARIES	195,200
SUPPLY AND DELIVERY OF OFFICE STATIONARIES	239,850
SUPPLY AND DELIVERY OF OFFICE STATIONARIES	111,470
SUPPLY AND DELIVERY OF OFFICE STATIONARIES	566,280
SUPPLY AND DELIVERY OF OFFICE STATIONARIES	72,500
SUPPLY AND DELIVERY OF RENAL EQUIPMENT	1,689,000
SUPPLY AND DELIVERY OF CURTAINS TO ASK (ISOLATION CENTRE)	187,200
SUPPLY AND DELIVERY OF CURTAINS TO ASK (ISOLATION CENTRE)	61,200
SUPPLY AND DELIVERY OF PHARMACEUTICALS AND NON PHARMACEUTICALS	1,517,550
SUPPLY AND DELIVERY OF PHARMACEUTICALS AND NON PHARMACEUTICALS	5,565,850
SUPPLY AND DELIVERY OF PHARMACEUTICALS AND NON PHARMACEUTICALS	1,650,000
PIPPING SYSTEM OF MEDICAL AIR AND OXYGEN IN THE CRITICAL CARE UNIT	1,498,272
SUPPLY AND DELIVERY OF PHARMACEUTICALS AND NON PHARMACEUTICALS	5,500,000
SUPPLY AND DELIVERY OF PHARMACEUTICALS AND NON PHARMACEUTICALS	1,230,000
SUPPLY AND DELIVERY OF PHARMACEUTICALS AND NON PHARMACEUTICALS	2,801,870
SUPPLY AND DELIVERY OF PHARMACEUTICALS AND NON PHARMACEUTICALS	214,940
SUPPLY AND DELIVERY OF PHARMACEUTICALS AND NON PHARMACEUTICALS	342,800
SUPPLY OF DVE FILMS	379,200
SUPPLY MEDICAL DRUGS	85,000
SUPPLY OF MEDICAL GASES	255,400
SUPPLY OF CLEANSING DETERGENTS	146,800
SUPPLY OF MEDICAL DRUGS	349,100
SUPPLY OF MEDICAL DRUGS	263,400
SUPPLY OF MEDICAL DRUGS	28,400
SUPPLY OF LAB REAGENTS	514,900
SUPPLY OF LAB REAGENTS	220,550
SUPPLY OF LAB REAGENTS	65,860
SUPPLY OF CLEANSING TOOLS	169,200
SUPPLY OF CLEANSING TOOLS	38,250
SUPPLY OF FOOD STUFF	88,412
SUPPLY OF FOOD STUFF	303,161
SUPPLY OF FOOD STUFF	331,205
SUPPLY OF FOOD STUFF	69,240
SUPPLY OF FOOD STUFF	50,488
SUPPLY OF FOOD STUFF	180,648

COUNTY GOVERNMENT OF LAIKIPIA - EXECUTIVE

FY 2020/2021 Quarterly Report and Financial Statements

For the 1st quarter ended 30th September 2020

SUPPLY OF FOOD STUFF	88,412
SUPPLY OF FOOD STUFF	290,861
SUPPLY OF FOOD STUFF	325,187
SUPPLY OF FOOD STUFF	69,240
SUPPLY OF FOOD STUFF	54,815
SUPPLY OF FOOD STUFF	172,584
SUPPLY OF FOOD STUFF	11,552
SUPPLY OF FOOD STUFF	371,643
SUPPLY OF FOOD STUFF	332,208
SUPPLY OF FOOD STUFF	69,240
SUPPLY OF FOOD STUFF	60,585
SUPPLY OF FOOD STUFF	174,384
SUPPLY AND DELIVERY OF OFFICE STATIONERY COMPUTER CONSUMABLES AND ACCESSORIES	683,660
SUPPLY AND DELIVERY OF OFFICE STATIONERY COMPUTER CONSUMABLES AND ACCESSORIES	370,800
SUPPLY AND DELIVERY OF KYOCERA TONNERS	321,814
SUPPLY AND DELIVERY OF NON PHARMS	1,600,000
SUPPLY AND DELIVERY OF NON PHARMS	1,600,000
SUPPLY AND DELIVERY OF COVID 19 BRONCHURES AND INFORMATION LEAFLETS	1,282,500
SUPPLY AND DELIVERY OF PRINTED COVID 19 POSTERS	1,197,000
SUPPLY AND DELIVERY TYRES FOR GKB 043B AND 31CG0033A	320,000
SUPPLY AND DELIVERY OF RENAL SUPPLIES	921,000
SUPPLY OF MEDICAL DRUGS	25,000
SUPPLY OF MEDICAL DRUGS	52,580
SUPPLY AND DELIVERY OF FOODSTUFF	77,168
SUPPLY AND DELIVERY OF MATERNITY FILES	850,000
SUPPLY AND DELIVERY OF RENAL SUPPLIES	966,000
SUPPLY AND DELIVERY OF NON-PHARMS	1,243,000
SUPPLY AND DELIVERY OF OFFICE STATIONARIES	159,800
SUPPLY AND DELIVERY OF RENAL SUPPLIES	954,000
SUPPLY AND DELIVERY OF HARDWARE	453,336
SUPPLY AND DELIVERY OF RENAL SUPPLIES	85,500
SUPPLY AND DELIVERY OF RENAL SUPPLIES	770,000
SUPPLY AND DELIVERY OF X-RAY ENVELOPES	192,000
SUPPLY AND DELIVERY OF STATIONARIES	130,500
SUPPLY AND DELIVERY OF ELECTRICAL ITEMS	77,115

COUNTY GOVERNMENT OF LAIKPIA - EXECUTIVE**FY 2020/2021 Quarterly Report and Financial Statements****For the 1st quarter ended 30th September 2020**

SUPPLY AND DELIVERY OF ELECTRICAL ITEMS	60,350
SUPPLY AND DELIVERY OF ELECTRICAL ITEMS	5,050
SUPPLY AND DELIVERY OF ELECTRICAL ITEMS	84,154
SUPPLY AND DELIVERY OF ELECTRICAL ITEMS	24,545
SUPPLY AND DELIVERY OF ELECTRICAL ITEMS	25,815
SUPPLY AND DELIVERY OF HARDWARE MATERIALS	33,810
SUPPLY AND DELIVERY OF HARDWARE MATERIALS	11,910
SUPPLY AND DELIVERY OF HARDWARE	41,140
SUPPLY AND DELIVERY OF HARDWARE	80,480
SUPPLY AND DELIVERY OF HARDWARE	10,700
SUPPLY AND DELIVERY OF HARDWARE	117,700
SUPPLY AND DELIVERY OF HARDWARE	28,200
SUPPLY AND DELIVERY OF HARDWARE MATERIALS	17,100
SUPPLY AND DELIVERY OF HARDWARE MATERIALS	20,320
SUPPLY AND DELIVERY OF MEDICAL DRUGS	758,500
SUPPLY AND DELIVERY OF MEDICAL DRUGS	134,950
SUPPLY AND DELIVERY OF LAB REAGENTS	153,000
SUPPLY AND DELIVERY OF MAINTANANCE KITS	150,800
SUPPLY AND DELIVERY TONER KYOCERA	72,500
SUPPLY AND DELIVERY OF HARDWARE MATERIALS	61,500
SUPPLY AND DELIVERY OF HARDWARE MATERIALS	68,000
SUPPLY AND DELIVERY OF NON-PHARMS	403,200
SUPPLY AND DELIVERY OF MORTURY EQUIPMENTS	219,000
SUPPLY AND DELIVERY OF MORTURY EQUIPMENTS	72,000
SUPPLY AND DELIVERY OF MEDICAL DRUGS	236,373
SUPPLY AND DELIVERY OF MEDICAL DRUGS	43,591
SUPPLY AND DELIVERY OF FOODSTUFF	73,950
SUPPLY AND DELIVERY OF FOODSTUFF	122,500
SUPPLY AND DELIVERY OF FOODSTUFF	140,000
SUPPLY AND DELIVERY OF FOODSTUFF	120,000
SUPPLY AND DELIVERY OF FOODSTUFF	140,000
SUPPLY AND DELIVERY OF FOODSTUFF	113,020
SUPPLY AND DELIVERY OF DENTAL MATERIALS	67,250
SUPPLY AND DELIVERY OF DENTAL MATERIALS	47,900
SUPPLY AND DELIVERY OF DENTAL MATERIALS	41,200

COUNTY GOVERNMENT OF LAIKIPIA - EXECUTIVE**FY 2020/2021 Quarterly Report and Financial Statements****For the 1st quarter ended 30th September 2020**

SUPPLY AND DELIVERY OF FOODSTUFF	365,921
SUPPLY AND DELIVERY OF FOODSTUFF	346,491
SUPPLY AND DELIVERY OF FOODSTUFF	346,491
SUPPLY AND DELIVERY OF FOODSTUFF	148,400
SUPPLY AND DELIVERY OF FOODSTUFF	146,300
SUPPLY AND DELIVERY OF FOODSTUFF	146,300
SUPPLY AND DELIVERY NON-PHARM	325,000
SUPPLY OF NON-PHARMS	21,500
SUPPLY AND DELIVERY OF FOODSTUFF	235,000
SUPPLY AND DELIVERY OF FOODSTUFF	217,282
SUPPLY AND DELIVERY OF FOODSTUFF	204,925
SUPPLY AND DELIVERY OF FOODSTUFF	22,300
SUPPLY AND DELIVERY OF FOODSTUFF	22,300
SUPPLY AND DELIVERY OF FOODSTUFF	22,300
SUPPLY AND DELIVERY OF COOKING GAS	240,000
SUPPLY AND DELIVERY OF COOKING GAS	300,000
SUPPLY AND DELIVERY OF COOKING GAS	240,000
SUPPLY AND DELIVERY OF LAB REAGENTS	509,500
SUPPLY AND DELIVERY OF NON-PHARMS	210,000
	197,826,412
SUPPLY OF SERVICES	
SERVICE AND REPAIR OF MOTOR VEHICLE FOR THE MONTH OF MARCH 2020	198,500
SERVICE AND REPAIR OF MOTOR VEHICLE FOR THE MONTH OF MAY 2020	387,400
SERVICE AND REPAIR OF GKB 647M	381,500
PROVISION OF CATERING SERVICES	890,400
PROVISION OF TENT AND TABLES	192,000
PROVISION OF MOBILE TOILETS	840,000
ADVERTISING BOOKING	1,083,000
PROVISION OF CATERING SERVICES	835,500
PROVISION OF CATERING SERVICES	824,700
PROVISION OF CATERING SERVICES	82,000
PROVISION OF TENT	160,000
PROVISION OF CATERING SERVICES	520,000
SERVICE AND REPAIR OF MOTOR VEHICLE	969,600
PROVISION OF TENT AND TABLES	56,500

COUNTY GOVERNMENT OF LAIKIPIA - EXECUTIVE**FY 2020/2021 Quarterly Report and Financial Statements****For the 1st quarter ended 30th September 2020**

SERVICE AND REPAIR OF MOTOR VEHICLE	509,500
SERVICE AND REPAIR OF MOTOR VEHICLE	314,493
SERVICE AND REPAIR OF MOTOR VEHICLE	32,000
PROVISION OF CATERING SERVICES	31,250
PROVISION OF CATERING SERVICES	79,800
ADVERTISING BOOKING	177,480
ADVERTISING BOOKING	86,640
PROVISION OF TENT	70,000
PROVISION OF CATERING SERVICES	152,000
PROVISION OF TENT	47,500
PROVISION OF CATERING SERVICES	147,000
PROVISION OF CONFERENCE	61,000
PROVISION OF CATERING SERVICES	176,000
PROVISION OF CATERING SERVICES	245,000
PROVISION OF MAINTENANCE SERVICE FOR KYOCERA PRINTER	52,200
SERVICE AND REPAIR OF MOTOR VEHICLE	119,616
PROVISION OF CATERING SERVICES	179,000
PROVISION OF CATERING SERVICES	85,800
SERVICE AND REPAIR OF MOTOR VEHICLE FOR THE MONTH OF APRIL 2020	416,200
PROVISION OF TENT	1,426,000
PROVISION OF TENT	216,000
PROVISION OF CATERING SERVICES	1,648,500
PROVISION OF TENT	1,100,000
PROVISION OF TENT	360,000
PROVISION OF TENT	288,000
PROVISION OF CATERING SERVICES	1,297,800
PROVISION OF CATERING SERVICES	256,600
PROVISION OF MOBILE TOILETS	750,000
PROVISION OF CATERING SERVICES	40,700
PROVISION OF CATERING SERVICES	1,500,000
PROVISION OF CATERING SERVICES	3,000,000
PROVISION OF CATERING SERVICES	3,500,000
PROVISION OF CATERING SERVICES	2,500,000
PROVISION OF CATERING SERVICES	112,000
PROVISION OF CATERING SERVICES	224,000

COUNTY GOVERNMENT OF LAIKIPIA - EXECUTIVE

FY 2020/2021 Quarterly Report and Financial Statements

For the 1st quarter ended 30th September 2020

PROVISION OF CATERING SERVICES	112,000
PROVISION OF CATERING SERVICES	30,000
PROVISION OF CATERING SERVICES	224,000
SERVICE AND REPAIR OF MOTOR VEHICLE FOR THE MONTH OF APRIL 2020	416,200
PROVISION OF CATERING SERVICES	138,000
PROVISION OF CATERING SERVICES	615,000
SERVICE AND REPAIR OF MOTOR VEHICLE FOR THE MONTH OF JUNE 2020	583,200
PROVISION OF CATERING SERVICES	274,800
PROVISION OF CATERING SERVICES	279,400
PROVISION OF CATERING SERVICES	328,900
PROVISION OF CATERING SERVICES	284,700
SERVICE AND REPAIR OF 3ICG 024A	509,500
REPAIR AND MAINTAINCE	5,900
MAINTAINANCE OF FUNSOFT	174,000
CONTRACTED GUARDS SERVICES	132,000
CONTRACTED GUARDS SERVICES	132,000
CONTRACTED GUARDS SERVICES	132,000
ELECTRICITY	549,516
WATER AND SEWERAGE CHARGES	565,504
INTERNET CONNECTIONS	124,400
MOTOR VEHICLE MAINTENANCE	23,740
MOTOR VEHICLE MAINTENANCE	23,740.00
MOTOR VEHICLE MAINTENANCE	9,750
MOTOR VEHICLE MAINTENANCE	23,740
PUBLISHING &PRINTING	758,000
ACCOMMODATION-DOMESTIC TRAVEL	1,120,000
PROVISION OF MAINTAINANCE SERVICES OF FUNSOFT HMIS SYSTEM FOR THE FOURTH QUARTER 2019-2020	171,000
PROVISION OF TENTS AND CHAIRS FOR THE MONTH OF APRIL 2020	425,250
PROVISION OF TENTS AND CHAIRS FOR THE MONTH OF JUNE 2020	449,500
PROVISION OF TENTS AND CHAIRS FOR THE MONTH OF MARCH 2020	197,500
PROVISION OF TENTS AND CHAIRS FOR THE MONTH OF MAY 2020	449,500
REPAIR AND SERVICING OF MOTOR VEHICLE	267,500
REPAIR AND SERVICING OF MOTOR VEHICLE	33,500
REPAIR AND SERVICING OF MOTOR VEHICLE	18,000
REPAIR AND SERVICING OF MOTOR VEHICLE	52,000

COUNTY GOVERNMENT OF LAIKIPIA - EXECUTIVE

FY 2020/2021 Quarterly Report and Financial Statements

For the 1st quarter ended 30th September 2020

REPAIR AND SERVICING OF MOTOR VEHICLE	85,000
PROVISION OF SECURITY SERVICES	132,000
PROVISION OF SECURITY SERVICES	147,200
PROVISION OF SECURITY SERVICES	156,000
PROVISION OF SECURITY SERVICES	124,400
SERVICE OF GENERATOR AT NDINDIKA SUB COUNTY HOSPITAL	396,082
PROVISION OF 3 (100) SEATER TENTS AND 12 TABLES FOR A PERIOD OF 30 DAYS	1,260,000
PROVISION OF 5 MOBILE TOILETS FOR A PERIOD OF 30 DAYS	1,500,000
PROVISION OF TENTS AND CHAIRS	840,000
PROVISION OF 5 MOBILE TOILETS FOR A PERIOD OF 30 DAYS	1,500,000
PROVISION OF TENTS AND CHAIRS	1,260,000
PROVISION OF 5 MOBILE TOILETS FOR A PERIOD OF 20 DAYS	1,000,000
PROVISION OF ACCOMODATION SERVICES FO FRONTLINE HEALTH WORKERS FOR COVERED-19 FOR 14 DAYS FROM 27TH JULY 2020 TO 9TH SEPTEMBER 2020	3,522,400
PROVISION OF ACCOMODATION SERVICES FO FRONTLINE HEALTH WORKERS FOR COVERED-19 FOR 14 DAYS FROM 10TH AUGUST TO 23RD AUGUST 2020	3,522,400
PROVISION OF ACCOMODATION SERVICES FO FRONTLINE HEALTH WORKERS FOR COVERED-19 FOR 14 DAYS FROM 24TH AUGUST 2020 TO 6TH SEPTEMBER 2020	3,522,400
PROVISION OF CATERING SERVICES	265,200
PROVISION OF CATERING SERVICES	343,600
PROVISION OF CATERING SERVICES	102,200
PROVISION OF CATERING SERVICES	758,100
PROVISION OF TENTS AND CHAIRS	192,000
PROVISION OF CATERING SERVICES	947,100
PROVISION OF TENTS AND CHAIRS	168,000
PROVISION OF TENTS AND CHAIRS	192,000
PROVISION OF CATERING SERVICES	890,400
PROVISION OF CATERING SERVICES	335,600
PROVISION OF CATERING SERVICES	330,800
PROVISION OF TENTS AND CHAIRS	93,000
PROVISION OF CATERING SERVICES	2,717,400
PROVISION OF TENTS AND CHAIRS	702,000
PROVISION OF TENTS AND CHAIRS	1,008,000
PROVISION OF CATERING SERVICES	1,043,700
PROVISION OF CATERING SERVICES	327,000

COUNTY GOVERNMENT OF LAIKIPIA - EXECUTIVE

FY 2020/2021 Quarterly Report and Financial Statements

For the 1st quarter ended 30th September 2020

PROVISION OF PUBLIC ADDRESSES SYSTEM FOR NHIF REGISTRATION AWARENESS IN LAIKIPIA WEST,NORTH AND EAST	320,000
SERVICE AND REPAIR OF POWER GENERATORS AT DOLDOL, MURAMATI AND KIMANJU SUB COUNTY HOSPITAL	397,880
SERVICE AND REPAIR OF POWER GENERATORS AT RUMURUTI SUB COUNTY HOSPITAL	719,200
PROVISION OF RESIDENTIAL RENTAL HOUSES TO THE CUBAN DOCTORS FOR THE MONTH OF JULY 2020	191,400
PROVISION OF RESIDENTIAL RENTAL HOUSES TO THE CUBAN DOCTORS FOR THE MONTH OF AUGUST 2020	191,400
PROVISION OF RESIDENTIAL RENTAL HOUSES TO THE CUBAN DOCTORS FOR THE MONTH OF SEPTEMBER 2020	191,400
PROVISION OF TENTS AND CHAIRS	576,000
PROVISION OF CATERING SERVICES	2,171,400
PROVISION OF TENTS AND CHAIRS	144,000
PROVISION OF CATERING SERVICES	550,000
PROVISION OF CATERING SERVICES	459,900
PROVISION OF TENTS AND CHAIRS	115,200
PROVISION OF TENTS AND CHAIRS	147,000
PROVISION OF CATERING SERVICES	389,600
PROVISION OF TENTS AND CHAIRS FOR THE MONTHS OF JULY	416,500
PROVISION OF TENTS AND CHAIRS FOR THE MONTHS OF AUGUST	356,500
PROVISION OF TRAINING SERVICES	89,034
PROVISION OF TRAINING SERVICES	89,034
PROVISION OF SECURITY SERVICES	360,000
PROVISION OF SECURITY SERVICES	360,000
REPAIR AND SERVICING OF MOTOR VEHICLE	33,500
REPAIR AND SERVICING OF MOTOR VEHICLE	43,500
REPAIR AND SERVICING OF MOTOR VEHICLE	51,750
REPAIR AND SERVICING OF MOTOR VEHICLE	43,500
REPAIR AND SERVICING OF MOTOR VEHICLE	42,800
REPAIR AND SERVICING OF MOTOR VEHICLE	32,000
REPAIR AND SERVICING OF MOTOR VEHICLE	34,000
PROVISION OF FUEL SERVICES	500,000
	76,633,659
	436,469,339

COUNTY GOVERNMENT OF LAIKIPIA - EXECUTIVE

FY 2020/2021 Quarterly Report and Financial Statements

For the 1st quarter ended 30th September 2020**4. DEPARTMENT OF AGRICULTURE, LIVESTOCK AND FISHERIES**

CATEGORY	Q1 FY 2020/21
Construction of buildings	
MAXCON GENERAL CONSTRUCTION	7,555,362
Sub-Total	7,555,362
Construction of civil works	
SPARLEX LIMITED	87,119
ENDS INTERNATIONAL COMPANY LIMITED	264,057
VIBEHM GENERAL ENTERPRISES LTD	508,519
MBISAW ENTERPRISES LTD	1,970,270
BIRITHI ENTERPRISES	1,144,936
ELLERSTON ENTERPRISES	3,886,000
ALVINCO LIMITED	1,920,000
ROHI-TECH GEN	1,952,280
GUZMANIA	1,698,704
TAFFE WORKS LTD	1,092,198
JADEN HOLDING LIMITED	1,089,553
AFRIOQBAR ENTERPRISES	1,089,553
JAYDEN HOLDING LIMITED	1,090,910
WILDLION INVESTMENT LIMITED	1,382,256
AFRIOQBAR ENTERPRISES	1,089,553
TAFFE WORKS LTD	1,061,052
WILDLION INVESTMENT LIMITED	1,382,256
BLUELINE AFRICAH AGENCIES LIMITED	1,184,998
TAFFE WORKS LTD	1,459,222
JAMAKA CO. LTD	1,267,486
GRARYAN CONTRACTORS LTD	2,752,598
ALTAN ENTERPRISES	540,000
NKONGE SOLUTIONS	535,000
U & S CAPITAL HOLDINGS LTD	16,546,200
BUILD VENTURES ENTERPRISES LIMITED	10,307,110
SKYLIGHT HOLDINGS	8,813,525
LEEKADO CONSTRUCTION COMPANY	1,389,216

COUNTY GOVERNMENT OF LAIKIPIA - EXECUTIVE**FY 2020/2021 Quarterly Report and Financial Statements****For the 1st quarter ended 30th September 2020**

JOANS AND WILLS TRADERS LTD	534,120
Sub-Total	68,038,691
Supply of goods	
JAKE DUAL LIMITED	2,700,480
SOILCARES LIMITED	1,281,060
64 BUSINESS	280,000
MIKAN URBAN LIMITED	2,040,000
BRIM SUPPLIES AND SERVICES LTD	590,100
TOP BARGAIN AGENCIES LTD	951,180
SIMLAW SEEDS	451,020
KARLO MACHAKOS	500,000
KATHINI TRADERS	169,000
SAMEER AFRICA	132,000
SAMEER AFRICA	132,000
KEVEVAPI	3,678,000
WHITE END ENTERPRISES	486,960
KATHINI TRADERS	112,000
WHITE END ENTERPRISES	483,960
WHITE END ENTERPRISES	483,960
LIKII AUTO GARAGE	400,000
LIKII AUTO GARAGE	340,000
GIDPWAP INVESTMENT	178,800
APEX SYSTEM AND SUPPLIES	899,010
LIKII AUTO GARAGE	400,000
KVDA	5,158,900
KVDA	1,498,250
KVDA	535,650
DANROBE GENERAL ENTERPRISE	1,772,602
DANROBE GENERAL ENTERPRISE	85,250
TOTAL KENYA	1,000,000
Sub-Total	26,740,182
Supply of services	
SHUTTLE GARAGE	278,000
NANYUKI VOCATIONAL TRAINING	54,600
NANYUKI VOCATIONAL TRAINING	88,000

COUNTY GOVERNMENT OF LAIKIPIA - EXECUTIVE

FY 2020/2021 Quarterly Report and Financial Statements

For the 1st quarter ended 30th September 2020

NANYUKI VOCATIONAL TRAINING	80,500
WALKERS KIKWETU	14,500
WALKERS KIKWETU	48,000
NANYUKI VOCATIONAL TRAINING	57,500
SPORTSMAN ARMS HOTEL	138,000
SHUTTLE GARAGE	180,200
SHUTTLE GARAGE	198,900
SHUTTLE GARAGE	146,000
LIKII AUTO GARAGE	37,931
SHUTTLE GARAGE	26,400
NATION MEDIA GROUP	91,640
NATION MEDIA GROUP	173,800
NATION MEDIA GROUP	75,972
BEISA HOTEL	40,000
RUKIRA	189,000
SHUTTLE GARAGE	442,076
STANDARD GROUP	88,160
DENMARK INVESTMENT	1,650,000
GIDWAP INVESTMENT	70,000
BEISA HOTEL	60,900
BEISA HOTEL	104,000
WALKERS KIKWETU	14,500
GLADNESS EVENTS	70,000
EMESS HOTEL NANYUKI	8,700
MIKAN URBAN LIMITED	168,450
Sub-Total	4,595,729
Grand Total	106,929,964

5. DEPARTMENT OF INFRASTRUCTURE, LAND AND URBAN DEVELOPMENT

CATEGORY	Q1 FY 2020/21
CONSTRUCTION OF BUILDINGS	
SUB-TOTAL	-
CONSTRUCTION OF CIVIL WORKS	
HARVWAY LTD	21,275,171

COUNTY GOVERNMENT OF LAIKIPIA - EXECUTIVE**FY 2020/2021 Quarterly Report and Financial Statements****For the 1st quarter ended 30th September 2020**

WARUGITA CONSTRUCTION K LTD	6,331,393
JAKE DUAL LIMITED	14,330
UGATUZI CONTRACTORS	3,858,740
PITAH ENTERPRISES KENYA	3,618,620
MUYU CONTRACTORS COMPANY LTD	3,042,448
MINCA LTD	3,346,785
SAGJ LTD	2,910,000
JOMOA GENERAL MERCHANTS	2,018,330
JOCES BUILDING & CIVIL CONTRACTORS LTD	3,483,944
MT KENYA LEEWAED BUILDERS	15,899,260
GAKEU CONTRACTORS AND CIVIL ENGINEERING	1,790,097
LAIKITECH ENTERPRISES LTD	2,097,918
FUSKA ENGINEERING LTD	2,219,370
GREEN RUBY CONSTRUCTION CO LIMITED	1,716,928
CAGMA CONSOLIDATED LTD	2,221,980
H & SONS INVESTMENT LTD	1,191,192
DESTIX ENTERPRISES LTD	3,481,583
MANZ CONSTRUCTION	3,466,950
WILD LION INVESTMENT LTD	3,898,296
LAGAFA ENTERPSES LTD	3,674,027
VERTOM COMM LTD	3,711,768
VERTOM COMM LTD	3,204,500
KADOGOO CONSTRUCTION (K) LTD	3,219,812
TAFFE WORKS LTD	1,899,314
INSUNT CONTRACTORS LTD	3,959,428
QUADD LIMITED	3,070,926
LAURENZO ENTERPRISES LTD	2,998,500
MARAY ENTERPRISES	3,861,843
LEEKADO CONSTRUCTION LTD	3,895,929
DAIGA QUARRY LTD	3,895,929
BOTNIM LIMITED	1,706,940
JEDIDIA SALES LIMITED	3,686,468
KOKOO SARAH LTD	3,989,289
TEWANGI LTD	3,893,724
SOYAMA HARDWARE LTD	3,920,400

COUNTY GOVERNMENT OF LAIKPIA - EXECUTIVE**FY 2020/2021 Quarterly Report and Financial Statements****For the 1st quarter ended 30th September 2020**

JAYDEN HOLDINGS LTD	3,891,684
SHELLIWACHO LTD	3,932,270
EZEIL COMPANY LTD	2,488,200
JANE GRANDSOLID ENTERPRISES LTD	3,989,470
PRIME MOVER MASTER CONTRACTORS	3,968,940
VISAVA HOMELAND LTD	3,751,150
CHUPAVU CONTRACTORS	3,996,200
MUNENE ENTERPRISES LTD	3,739,840
LIONDRILL INVESTMENT LTD	3,885,420
OIKOSCUT INVESTMENT LTD	2,417,221
NILARKISCO CONSTRUCTION	1,988,298
MERNGA INVESTMENT LTD	3,868,005
NAAKU INVESTMENT LIMITED	3,878,216
LAIKPIA JEMROAN CRUTCHERS AND CONSTRUCTION	3,979,670
GENWORTH ENTERPRISES	2,924,093
JAMAKA CO LTD	2,084,880
ELLERSTONE ENTERPRISES	3,838,098
LANEWAY HOLDINGS LTD	3,737,986
BIG NUMBER ROADS AND CONSTRUCTION COMPANY LIMITED	3,637,644
JAYLA LTD	3,304,260
BIG NUMBER ROADS AND CONSTRUCTION COMPANY LIMITED	1,938,360
SABRUO GENERAL CONTRACTORS LTD	3,839,368
ELOIZZA TRADING COMPANY LIMITED	3,877,370
TWO D AND M CONTRACTORS AND SUPPLIERS	1,981,094
ENDS INTERNATIONAL CO LTD	3,923,700
MAXCON GENERAL CONSTRUCTION AND SUPPLIERS LTD	1,720,628
JAYLA LTD	2,864,040
BLUELINE AFRICAH AGENCIES LTD	2,364,544
BLUEGUM HOLDINGS COMPANY LTD	3,252,640
PRECILVER VENTURES LTD	2,651,760
DANZUL BENESTO INTERNATIONAL LTD	3,425,480
JAYPACHK CONTRACTORS LTD	3,946,155
VERTOM COMM LTD	2,856,434
NERIK LIMITED	3,698,979
DECIMA AGENCY	1,498,778

COUNTY GOVERNMENT OF LAIKIPIA - EXECUTIVE

FY 2020/2021 Quarterly Report and Financial Statements

For the 1st quarter ended 30th September 2020

JOMURA CONTRACTORS	3,947,944
NJADRI BUILDING AND CONSTRUCTION	2,397,140
GREEN CORNER CO LTD	3,504,828
GRATIMO HOLDINGS CO LTD	3,880,003
WIKAGI CONTRACTORS & FARM MACHINERY LTD	2,454,517
ELONINO TRADING COMPANY LTD	2,071,034
KWELU LIMITED	3,785,000
PATMBICH GENERAL ENTERPRISES LTD	3,397,790
ANOX ENTERPRISES LTD	1,923,103
EXPRESSWAYS TRADING CO. LTD	3,330,155
MITZ EARTH KENYA	3,886,232
HARVWAY LTD	3,949,150
ESTAMAX ENTERPRISES	2,162,240
ASMASHA LIMITED	3,955,020
ZIKTO ENTERPRISES LTD	3,949,684
EDIJOY CONSULTANTS LTD	2,413,960
TEWANGI LTD	2,690,986
HEKAN CONTRACTORS	3,978,800
GIFATT COMPANY LTD	3,187,216
IQNOVATE MERCHANTS	3,453,535
SIKE JUNIORS LTD	3,793,200
GICAT MERCHANTS LTD	2,473,683
MICAN STREAMS CO LTD	2,776,733
BLUE GUM HOLDINGS CO LTD	3,189,420
FAMO CONTRACTORS LTD	3,452,102
GOLDENWING INVESTMENT LTD	2,867,056
NAVOLAOUR HOLDINGS	1,066,480
MABUNIANS CONTRACTION COMPANY	3,008,692
SASU CONTRACTORS LTD	3,886,580
PAMWAGI LIMITED	2,949,392
LYNSMAR ENDEAVORS LTD	1,774,558
QUALIT TRADING CO.LTD	3,913,914
BLUELINE AFRICAH AGENCIES LTD	1,000,697
ABACIA ALLION LTD	3,692,520
JOAN & WILLS TRADERS LTD	3,986,920

COUNTY GOVERNMENT OF LAIKPIA - EXECUTIVE

FY 2020/2021 Quarterly Report and Financial Statements

For the 1st quarter ended 30th September 2020

VALLONESS GENERAL AGENCIES LTD	1,733,040
SUB-TOTAL	365,496,331
SUPPLY OF GOODS	
VERTOM COMMUNICATION LTD	982,333
SUB-TOTAL	982,333
SUPPLY OF SERVICES	
CGP CONSULTING ENGINEERING LTD	1,405,192
KINCONSULT ENGINEERING	1,826,985
PANAFRICAN EQUIPMENTS GROUP	800,000
KIHALA CONSTRUCTION LTD	116,000
TEXXAS GENERAL STORES LIMITED	112,500
BREAK THROUGH PERFECT ENTERPRISES LTD	3,750,000
NATIONAL YOUTH SERVICE	26,251,759
SHUTTLE AUTO GARAGE	474,324
SHUTTLE AUTO GARAGE	-
SHUTTLE AUTO GARAGE	-
SHUTTLE AUTO GARAGE	-
SUB-TOTAL	34,736,760
GRAND TOTAL	401,215,424

6. DEPARTMENT OF EDUCATION AND SOCIAL SERVICES

CATEGORY	Q1 FY 2020/21
Construction of buildings	
AMADA LIMITED	789,020
BLUELINE AFRICA AGENCIES	799,785
CHANCE ALLUMIUM	1,378,080
CINTANK ESL LIMITED	796,305
COMPACTOR LOGISTICS LIMITED	798,695
CONVOYONE LTD	2,103,455
DANROBE GENERAL ENTERPRISES	799,124
DESIMA AGENCY	799,008
ECOSOPHY VENTURES	1,318,080
FENJOWA VENTURES	1,380,800
GREENLAND SUPPLIES LIMITED	798,196

COUNTY GOVERNMENT OF LAIKIPIA - EXECUTIVE

FY 2020/2021 Quarterly Report and Financial Statements

For the 1st quarter ended 30th September 2020

INFINITE GENERAL MERCHANDISE LTD	794,466
JEDIDIA SALES LIMITED	617,990
JOCES BUILDING & CIVIL CONTRACTOR	1,235,201
JOHSIMTU LIMITED	781,608
JOMUDI ENTERPRISES COMPANY	830,676
KAMWENJE GEN. SUPPLIERS & CONSTRUCTION	1,142,882
KARWIMA ENTERPRISES LIMITED	783,754
KEISTONE CONSTRUCTION COMPANY LIMITED	799,802
LAWICE ENTERPRISES	799,802
MASHVILLE COMPANY LIMITED	799,999
MBANDASA BUILDING CONTRACTORS LIMITED	1,375,637
METAGLASS TRADERS	799,775
MM CONSTRUCTION LTD	3,720,700
NDENJOH CONSTRUCTION	799,588
NJADRI BUILDING & CONSTRUCTION	799,129
OIKOSCUIT INVESTMENTS	3,992,221
RIFT ROLLERS CONSTRUCTION	795,085
SALTOS ENTERPRISES LIMITED	810,436
SAWATA INVESTMENTS LTD	826,007
STINGERS	690,800
SWAP INVESTMENT LTD	799,533
TEAMUL LIMITED	798,796
TEMBO AFRICA CONSTRUCTION	819,999
TENMYLES ENTERPRISES	799,831
TIPANGO LIMITED	1,264,497
TRIXLARD COMPANY LIMITED	814,494
TRUAN ENTERPRISES	791,004
WENZHOU CONTRACTORS	810,500
BLUELINE AFRICAH AGENCIES LIMITED	1,594,150
RUCK GENERAL ENTERPRISES LIMITED	2,525,932
KOKOO SARAH LIMITED	1,646,915
THE EAGLES ROCK COMPANY	1,653,075
FATSAL LIMITED	1,590,000
LEMAC COMPANY	1,484,069
NETKIM LIMITED	1,398,624

COUNTY GOVERNMENT OF LAIKPIA - EXECUTIVE**FY 2020/2021 Quarterly Report and Financial Statements****For the 1st quarter ended 30th September 2020**

WENWEE CONTRACTORS	1,482,967
SONWAYS LIMITED	1,503,951
JEDIA SALES LIMITED	1,555,913
SHEZENS SOLUTIONS	1,582,785
GITMOH LIMITED	1,499,590
GIMAR LIMITED	1,647,728
JAKE DUAL LIMITED	1,600,000
FRINSY CONTRACTORS LIMITED	1,480,183
GREENRUBY	1,599,500
BRIMAR HOLDING COMPANY LIMITED	1,289,920
CLUSTER ENGINEERING AND CONSTRUCTION LIMITED	8,777,001
SWAP INVESTMENT	1,293,168
RANY WORKS LIMITED	1,300,041
MABUNIAN CONSTRUCTION COMPANY LTD	1,295,302
BREAKTHROUGH PERFECT	2,984,351
WENWEE CONTRACTORS LIMITED	154,000
HEPEMA BUILDING AND GENERAL CONTRACTORS	296,990
CONVOY ZONE AFRICA LTD	351,705
NJUGA CONTRACTORS BUILDERS	784,985
Sub-Total	86,227,605
Construction of civil works	
BEASTON INVESTMENT	662,650
SWEETVINE COMPANY	988,900
MT KENYA LEEWARD	3,200,157
KOOKOO SARAH LIMITED	1,995,212
Sub-Total	6,846,919
Supply of goods	
ANTOZONE ENTERPRISES	1,095,000
NYAHURURU VTC	5,175,000
HERI GENERAL SUPPLIERS	10,407,759
JADEN HOLDINGS LIMITED	600,000
PEMUS MERCHANTS	785,000
VELLSWELL CONSTRUCTION AND SUPPLIES LTD	1,496,000
GIFFATT COMPANY LTD	1,196,400
MA-BEFRAC ENTERPRISES	729,850

COUNTY GOVERNMENT OF LAIKIPIA - EXECUTIVE

FY 2020/2021 Quarterly Report and Financial Statements

For the 1st quarter ended 30th September 2020

MA-BEFRAC ENTERPRISES	849,500
Sub-Total	22,334,509
Supply of services	
PAWASONS COMPANY LTD	337,640
STANDARD GROUP	109,620
DAMAKA MOTORRCARE GARAGE	240,000
DAMAKA MOTORRCARE GARAGE	21,100
DAMAKA MOTORRCARE GARAGE	35,000
STANDARD GROUP	88,160
WALKERS KIKWETU	71,550
WALKERS KIKWETU	60,000
WALKERS KIKWETU	65,500
GLADNESS EVENTS	58,000
KIRIMARA SPRINGS	247,500
GLADNESS EVENTS	50,000
BEISA HOTEL	23,000
BEISA HOTEL	35,000
BEISA HOTEL	50,000
SHUTTLE AUTO GARAGE	17,000
KENYA POWER	13,478
POSTA KENYA	254,458
NAWASCO	336,485
Sub-Total	2,113,491
Grand Total	117,522,524

7. DEPARTMENT OF TRADE, TOURISM, CO-OPERATIVES AND INDUSTRIALIZATION

	Q1 FY 2020-21
CONTRACTOR	
CONSTRUCTION OF BUILDINGS	
FAIRHEAD CONSTRUCTION AND WATER COMPANY	1,197,642
DARESTE LTD	1,306,073
MC HENRY DEVELOPERS	1,396,553
KWELU LIMITED	2,945,068
JAKE DUAL LTD	2,899,988
EAGELES ROCK	1,362,612

COUNTY GOVERNMENT OF LAIKPIA - EXECUTIVE**FY 2020/2021 Quarterly Report and Financial Statements****For the 1st quarter ended 30th September 2020**

VELLWELL CONSTRUCTION AND SUPPLIES LIMITED	2,479,998
STYLUS SOLUTIONS LTD	1,383,659
CHAMFLOR WORK LTD	784,879
SUBLIME DEVELOPERS LTD	2,953,560
CAMUTEC CONTRACTORS AND GENERAL SUPPLIERS	748,669
EZEILI COMPANY	1,639,776
LAIKITECH ENTERPRISES LTD	2,997,846
EVENME ENTERPRISES	1,471,947
FAIRHEAD CONSTRUCTION AND WATER COMPANY	1,197,642
UKARIMU CONTRACTORS AND GENERAL SUPPLIERS	760,269
HYDROTECH INTERSERVICES	1,235,214
EGA CONSTRUCTION COMPANY LIMITED	3,974,740
KATHU WORKS LIMITED	1,526,444
JEEESURA GENERAL ENTERPRISES	379,800
DARESTE LTD	2,250,460
BELEZA TIENDA INVESTMENTS	1,185,000
SCOAN VENTURES LTD	1,895,056
THE JAY INVESTMENTS LTD	759,510
JOANS AND WILLS TRADERS LTD	1,890,000
TENMYLES ENTERPRISES LTD	1,152,040
MAXCON GENERAL CONTRACTORS	3,996,350
GITMOH LIMITED	1,478,240
GIFFAT COMPANY LTD	2,099,861
FAIGLA INVESTMENTS LTD	1,998,000
WILDLION INVESTMENTS LTD	3,499,360
MUH TALK COMPANY	3,300,000
KNEPAL LIMITED	1,500,000
TAMUZI LIMITED	3,900,000
COLTI CONSTRUCTION COMPANY	2,000,000
NETKIM LIMITED	1,309,346
MITZ EARTHWORKS	1,300,000
CONVOY LIMITED	2,300,000
CHAMFLOR WORK LTD	1,500,000
EVENME ENTERPRISES	3,000,000
BLUEGUM HOLDINGS LTD	3,300,000

COUNTY GOVERNMENT OF LAIKIPIA - EXECUTIVE**FY 2020/2021 Quarterly Report and Financial Statements****For the 1st quarter ended 30th September 2020**

MC HENRY DEVELOPERS	1,700,000
NEDLIZ SUPPLIERS LTD	2,800,000
FINWAB COMPANY LIMITED	1,294,200
SAGRA CONTRACTORS LTD	1,150,000
SKYLINE HOLDINGS LIMITED	387,266
EUROTRONICS MACHINERY SERVICES LTD	1,997,559
KEFA VENTURES	389,000
OPENSKY INVESTMENT LIMITED	1,238,863
GITMOH LIMITED	1,206,481
BIZRATE ENTERPRISES LTD	16,583,093
TIPANGO LIMITED	1,249,519
KOKOO SARAH LIMITED	1,340,345
THE JAY INVESTMENTS LTD	379,900
ADY LIMITED	1,260,500
ELONINO TRADING LIMITED	1,384,054
SARAMBA WORKS LIMITED	1,751,832
VIBER ELECTRONIC LIMITED	1,994,596
MARILEON INTERNATIONAL CONSULTANTS LIMITED	2,975,253
CANON STEEL FABRICATORS	3,485,952
GUARA LIMITED	3,983,672
RAMBUYA LIMITED	3,200,634
YOUNG TECH	329,300
KALALU BUILDING CONTRACTORS	126,455
TEXAS GENERAL STORES	198,320
PEKATECH ELECTRICALS	106,417
KAHIRO ENTERPRISES LTD	59,660
KAHIRO ENTERPRISES	217,256
FAIRHEADS CONSTRUCTION AND WATER COMPANY	177,480
KIWAN GENERAL CONSTRUCTION	374,100
BURANGI LIMITED	384,957
BURANGI LIMITED	348,371
DASTEP COMPANY LIMITED	378,171
MASTER VENTURE	395,045
CONSTRUCTION OF CIVIL WORKS	SUB-TOTAL
	135,103,653

COUNTY GOVERNMENT OF LAIKIPIA - EXECUTIVE

FY 2020/2021 Quarterly Report and Financial Statements

For the 1st quarter ended 30th September 2020

	SUB-TOTAL	-
SUPPLY OF SERVICES		
WAVEX INTERNET PROVIDER		472,940
NATION MEDIA		110,200
STANDARD MEDIA GROUP		255,200
STANDARD MEDIA GROUP		86,640
KIRIMARA SPRINGS		164,700
RAWAMU ENTERPRISES LIMITED		333,155
NYAHURURU WATER AND SANITATION COMPANY		149,320
BRIGHTWAYS LTD		106,330
LAWICE LTD		384,160
SOLFATARA INVESTMENT COMPANY LIMITED		85,345
GOLDEN WINGS INVESTMENTS		39,250
SHUTTLE AUTO GARAGE		63,452
LIKII AUTO GARAGE		45,100
GIFATT LTD		388,200
NEDLIZ SUPPLIERS		35,400
THIKA MOTOR DEALERS		50,471
OXBOW ENTERPRISES LTD		35,400
ACCACIA CLASSIC GROUP		270,000
	SUB-TOTAL	3,075,263
SUPPLY OF GOODS		
GOLDENWING INVESTMENTS LTD		150,000
OXBOW ENTERPRISES LTD		180,000
GIFATT COMPANY LTD		680,000
KATHINI TRADERS		995,000
MAKEV AUTO SPARES		15,500
	SUB-TOTAL	2,020,500
GRAND TOTAL		140,199,416

COUNTY GOVERNMENT OF LAIKIPIA - EXECUTIVE

FY 2020/2021 Quarterly Report and Financial Statements

For the 1st quarter ended 30th September 2020**8. DEPARTMENT OF WATER AND NATURAL RESOURCES**

DESCRIPTION	Q1 FY 2020/21
CONSTRUCTION OF BUILDINGS	
CONSTRUCTION OF NANYUKI CEMETERY ABLUTION BLOCK	995,280
SUB-TOTAL	995,280
CONSTRUCTION OF CIVIL WORKS	
DRILLING OF MAJANI (MUHOTETU) BOREHOLE	3,194,640
DRILLING OF SIRATI BOREHOLE	2,787,805
DRILLING OF KAHARATI BOREHOLE	2,777,852
DRILLING OF OL DIGIRI DISPENSARY BOREHOLE	1,408,240
DRILLING OF MBOGOINI BOREHOLE	2,890,523
DRILLING OF BUSTANI BOREHOLE	2,891,724
EQUIPPING OF KANDORO SPRINGS IN SALAMA WARD	2,353,698
EQUIPPING OF ALARJJO BOREHOLE	2,593,597
EQUIPPING OF NYARIGINU BOREHOLE IN UMANDE WARD	2,495,572
EQUIPPING OF TETU BOREHOLE IN UMANDE WARD	2,489,476
EQUIPPING OF MLIMA MEZA BOREHOLE	3,495,776
REHABILITATION OF LOISHEKI DAM	3,777,060
SCOOPING OF NTURUKUMA WATER PANS	2,880,045
DRILLING OF NDARAGWITI PRI. SCH. BOREHOLE	3,284,632
REHABILITATION OF DOLDOL BOYS BOREHOLE IN MUKOGODO EAST	690,200
DRILLING OF OLMUNICHOI BOREHOLE	2,799,544
SUPPLY & PIPE-LAYING TO CANAAN WATER PROJECT	2,187,900
REPAIR SERVICING DOLDOL BOYS AND TETU DAY BOREHOLES IN MUKOGODO EAST	722,680
SCOOPING OF IRIUKO FARMERS WATER PANS	2,118,450
CONSTRUCTION OF MUKURI UMOJA MANHOLE	1,471,428
SCOOPING OF MUSUL WATER PAN	2,418,701
EQUIPPING OF ETHI BOREHOLE	2,449,224
EQUIPPING OF ONTULILI BOREHOLE	2,772,110
DRILLING OF NDUNYOLOIP BOREHOLE	3,200,208
PIPELINE EXTENSION FOR KARIMA WATER PROJECT	2,105,980
PIPELINE EXTENSION OF NGANOINI WATER PROJECT	3,997,325
REHABILITATION OF KARIGUINI KWANGUYO WATER PAN IN NGOBIT WARD	3,393,394
DRILLING OF RELI BOREHOLE IN THINGITHU WARD	2,445,492

COUNTY GOVERNMENT OF LAIKPIA - EXECUTIVE**FY 2020/2021 Quarterly Report and Financial Statements****For the 1st quarter ended 30th September 2020**

EQUIPPING OF DAIGA PRI. SCH. BOREHOLE	2,496,238
INSTALLATION OF RAIN WATER HARVESTING	1,386,200
DRILLING OF MUTARA PRI. SCH. BOREHOLE	2,957,768
REHABILITATION OF TANDARE BOREHOLE IN GITHIGA WARD	548,000
DRILLING OF AINAMPOI BOREHOLE	2,520,000
CONSTRUCTION OF JIKAZE WATER TANK	2,989,600
REHABILITATION OF MUKURI WATER PAN	746,708
CONSTRUCTION OF WATER KIOSK FOR MUNYAKA WATER PROJECT	720,507
REPAIRS & SERVICING OF ILEPOLEI & NAIPERERE ENGINEER LISTER	490,000
EQUIPPING OD ENDANA COMMUNITY BOREHOLE IN SEGERA WARD	2,499,999
DRILLING OF MUTAMAIYO PRI. SCH. BOREHOLE	2,975,632
EQUIPPING OF KURUM BOREHOLE	2,408,960
DRILLING OF KITE BOREHOLE	3,199,187
DRILLING OF MAHIANYU DISPENSARY BOREHOLE	3,242,954
EQUIPPING OF MACHUNGURU BOREHOLE RUMURUTI WARD	2,364,430
CONSTRUCTION OF MIKUMBINE MASONRY TANK	2,992,729
CONSTRUCTION OF SALAMA - NGANOINI MASONRY TANK	2,980,000
DRILLING OF YARD PRI. SCH. BOREHOLE	2,546,003
REPAIR AND SERVICING OF SIPILI SPECIAL SCHOOL FOR THE DEAF BOREHOLE IN OL MORAN WARD	695,072
REPAIR AND SERVICING OF DOLDOL BOREHOLE IN MUKOGODO EAST	883,920
SOLARIZATION AND EQUIPPING OF CHEMU BOREHOLE IN MARMANET WARD	2,577,660
CONSTRUCTION OF CHUMVI MASONRY TANK	3,866,254
EQUIPPING OF MWIYOGO BOREHOLE	2,806,894
DRILLING OF NGUO PRIMARY BOREHOLE	3,174,087
SOLAR EQUIPPING OF MURUNGAI BOREHOLE IN UMANDE WARD	2,475,440
DRILLING OF KINAMBA- SOSIAN BOREHOLE	2,970,528
SUB-TOTAL	131,608,045
SUPPLY OF GOODS	
SUPPLY AND DELIVERY OF WATER TANKS AND TAPS FOR COVID 19 PANDEMIC	888,750
BEING SUPPLY AND DELIVERY OF 2 NO, LAPTOPS AND 1 PHONE	430,000
SUPPLY AND DELIVERY OF PIPES AND FITTINGS	1,700,000
SUPPLY AND DELIVERY OF HARDWARE MATERIALS	976,912
SUPPLY AND DELIVERY OF TWO WATER TANKS	187,700
SUPPLY & DELIVERY OF DETERGENTS	14,000
SUPPLY AND DELIVERY OF PIPES AND FITTINGS FOR KARABA WATER PROJECT	735,672

COUNTY GOVERNMENT OF LAIKPIA - EXECUTIVE

FY 2020/2021 Quarterly Report and Financial Statements

For the 1st quarter ended 30th September 2020

SUPPLY AND DELIVERY OF SURGICAL MASKS AND SANITIZERS	771,000
SUPPLY & DELIVERY OF PIPES TO NKANDO WATER PROJECT	1,502,200
SUPPLY AND DELIVERY OF PIPES AND FITTINGS TO DOLDOL WATER PROJECT	40,300
SUPPLY AND DELIVERY OF TYRES	2,090,500
SUPPLY & DELIVERY OF BATTERIES FOR KBZ 755D, GKA 863, GKA 426T, KBT 292L AND KBT 743A	93,000
SUPPLY & DELIVERY OF HARDWARE MATERIALS	557,040
SUPPLY AND DELIVERY OF TYRES FOR KUL 958,KUL 909,KAB 230Q AND KAH024Y	1,150,000
SUPPLY AND DELIVERY OF FENCING MATERIALS	2,983,276
SUPPLY AND DELIVERY OF GENERATORS	180,000
SUPPLY & DELIVERY OF 4 MOTORIZED PUMPS, 3 KNAPSACK SPRAYER AND 5 ROLLS OF TRIMMER LINES	116,400
SUPPLY & DELIVERY OF TREE SEEDLINGS	476,000
SUPPLY AND DELIVERY OF AUGER DRILL AND DRILL BITS	188,000
SUPPLY AND DELIVERY OF PIPES AND FITTINGS FOR CHUMVI	2,183,700
SUPPLY AND DELIVERY OF PIPES AND FITTINGS	3,925,486
SUPPLY AND DELIVERY OF UNIFORMS, TOOLS AND PROTECTIVE GEARS	1,823,700
SUPPLY AND DELIVERY OF PIPES AND FITTINGS FOR MACKENZIE WATER PROJECT	243,078
INSTALLATION OF OFFICE EXTENSION PHONES	188,500
SUPPLY AND DELIVERY OF OFFICE STATIONERY	866,090
SUB-TOTAL	24,311,304
SUPPLY OF SERVICES	
PROVISION OF INTERNET SERVICES	892,860
REPAIR AND SERVICING OF NAIRUTIA BOREHOLE	335,472
PURCHASE OF AIR TICKETS FOR CECM WATER	371,024
HYDROLOGICAL SURVEY FOR 17 NO. BOREHOLES IN LAIKPIA COUNTY	1,530,000
SERVICING OF MOTOR VEHICLES GKA 166Y	61,200
SERVICING OF MOTOR VEHICLES GKA 166Y	61,200
REPAIR AND SERVICING OF MOTOR VEHICLES GARBAGE TRUCK KAH 024Y G	348,000
REPAIR AND SERVICE FOR GKA 863C	43,558
REPAIR AND SERVICE FOR GKA 863C	263,950
REPAIR AND SERVICE FOR GKA 863C	75,198
REPAIR AND SERVICING OF KBG 297	262,078
REPAIR AND SERVICING KAB 230Q AND KUL 909	128,200
REPAIR AND SERVICE FOR KWE 360	20,300
REPAIR AND SERVICE FOR KUL 909	21,400
REPAIR AND SERVICE FOR KUL 909	22,500

COUNTY GOVERNMENT OF LAIKIPIA - EXECUTIVE

FY 2020/2021 Quarterly Report and Financial Statements

For the 1st quarter ended 30th September 2020

REPAIR AND SERVICE FOR KUL 909	26,100
REPAIR AND SERVICE FOR KAB 230Q	26,560
REPAIR AND SERVICE FOR KAB 230Q	26,700
REPAIR AND SERVICE FOR KAB 230Q	26,800
REPAIR AND SERVICE FOR KAB 230Q	27,400
REPAIR AND SERVICE FOR KBZ 755D	27,500
REPAIR AND SERVICE FOR KUL 909	28,600
REPAIR AND SERVICE FOR KAB 230Q	29,100
REPAIR AND SERVICE FOR KUL 909	30,000
REPAIR AND SERVICE FOR KWE 360	30,250
REPAIR AND SERVICE FOR KWE 360	32,800
REPAIR AND SERVICE FOR KAB 230Q	35,000
REPAIR AND SERVICE FOR 31CG205A	40,600
REPAIR AND SERVICE FOR KBT 743A	41,900
REPAIR AND SERVICE FOR KUL 958	47,000
REPAIR AND SERVICE FOR KUL 909	49,500
REPAIR AND SERVICE FOR KAB 230Q	50,050
REPAIR AND SERVICE FOR KWE 360	50,400
REPAIR AND SERVICE FOR KUL 909	53,000
REPAIR AND SERVICE FOR KAB 230Q	55,000
REPAIR AND SERVICE FOR KUL 909	61,700
REPAIR AND SERVICE FOR KAB230Q	64,500
REPAIR AND SERVICING OF KBT 292L	68,400
REPAIR AND SERVICE FOR KUL 909	81,000
REPAIR AND SERVICE FOR KUL 958	88,500
REPAIR AND SERVICE FOR KAB 230Q	113,100
REPAIR AND SERVICE FOR KBT 292L	119,900
REPAIR AND SERVICING OF KAB 230Q,KBZ 755DAND KUL 909	462,800
REPAIR AND TRANSPORTATION OF DRILLING RIG GKA 647(RR4) INTERNATIONAL TYPE	2,431,620
REPAIR AND SERVICING OF MOTOR VEHICLES TRUCK KAR 574	253,700
ADVERTISEMENT SPACE ORDER FOR GATIRIMA AND NJORUA DAMS	91,640
HIRE OF DOZER FOR COMPACTING NYAHURURU DUMPSITE	924,000
REPAIR AND SERVICING OF MOTOR VEHICLES KAB 230Q	593,560
REPAIR AND SERVICING OF MOTOR VEHICLES KAB 230Q	96,550
REPAIR AND SERVICING OF MOTOR VEHICLES KAB 230Q	125,500

COUNTY GOVERNMENT OF LAIKPIA - EXECUTIVE
FY 2020/2021 Quarterly Report and Financial Statements
For the 1st quarter ended 30th September 2020

REPAIR AND SERVICING OF MOTOR VEHICLES KWE 360	168,000
REPAIR AND SERVICING OF MOTOR VEHICLES KWE 360	176,600
CATERING SERVICES FOR WORLD WETLANDS DAY IN RUMURUTI	803,540
REPAIRS & SERVICING OF KBT 743A	55,000
REPAIR & SERVICING OF 3ICG 063A	27,000
REPAIR AND SERVICING FOR MOTORVEHICLES	20,068
SUB-TOTAL	11,997,878
GRAND TOTAL	168,912,507

