



---

**COUNTY GOVERNMENT OF LAIKIPIA  
(EXECUTIVE)**

**QUARTERLY REPORT AND FINANCIAL STATEMENTS**

**FOR THE PERIOD ENDED**

**31<sup>ST</sup> DECEMBER 2019**

---

Prepared in accordance with the Cash Basis of Accounting Method under the International Public Sector Accounting Standards (IPSAS)



**COUNTY GOVERNMENT OF LAIKIPIA - EXECUTIVE**  
**Reports and Financial Statements**  
**For the quarter ended 31<sup>st</sup> December 2019**

---

Table of Content	Page
I. KEY ENTITY INFORMATION AND MANAGEMENT.....	iii
II. FORWARD BY THE CECM FINANCE ECONOMIC PLANNING AND COUNTY DEVELOPMENT .....	ix
III. STATEMENT OF MANAGEMENT RESPONSIBILITIES .....	xiv
IV. STATEMENT OF RECEIPTS AND PAYMENTS.....	1
V. STATEMENT OF FINANCIAL ASSETS.....	2
VI. STATEMENT OF CASHFLOW.....	3
VII. STATEMENT OF COMPARISON OF BUDGET & ACTUAL AMOUNTS: RECURRENT AND DEVELOPMENT COMBINED .....	5
VIII. STATEMENT OF COMPARISON OF BUDGET & ACTUAL AMOUNTS: RECURRENT .....	6
IX. STATEMENT OF COMPARISON OF BUDGET & ACTUAL AMOUNTS: DEVELOPMENT .....	7
X. BUDGET EXECUTION BY PROGRAMMES AND SUB-PROGRAMMES .....	8
XI. COUNTY OWN GENERATED REVENUE PERFORMANCE STATEMENT.....	13
XII. NOTES TO THE FINANCIAL STATEMENTS.....	14
XIII. OTHER IMPORTANT DISCLOSURES .....	26
XIV. ANNEX 1 – ANALYSIS OF OUTSTANDING IMPREST.....	29
XV. ANNEX 2 – SUMMARY OF FIXED ASSET REGISTER.....	33
XVI. ANNEX 3 - ANALYSIS OF PENDING ACCOUNTS PAYABLE .....	34
XVII. ANNEX 6 – LIST OF CORPORATIONS UNDER THE COUNTY GOVERNMENT .....	73
XVII. ANNEX 7 – BANK RECONCILIATION/FO 30 REPORT .....	74

**COUNTY GOVERNMENT OF LAIKIPIA - EXECUTIVE  
Reports and Financial Statements  
For the quarter ended 31<sup>st</sup> December 2019**

**I. KEY ENTITY INFORMATION AND MANAGEMENT**

**(a) Background information**

The County is constituted as per The Constitution of Kenya 2010 and operates as guided by the County Government Act 2012. The county is headed by the County Governor, who is responsible for the general policy and strategic direction of the County.

The county has three sub-counties: Laikipia North, Laikipia East and Laikipia West. It is divided into three constituencies and 15 wards. Laikipia County borders 7 counties namely Samburu to the North, Isiolo to the North East, Meru to the East, Nyeri to the South East, Nyandarua and Nakuru to the South West and Baringo to the West. Laikipia County covers an area of 9,462 KM<sup>2</sup> (2,338,111 acres).

Laikipia’s economy is fairly diversified with the lead sectors being: agriculture, wholesale and retail trade, financial and insurance services, public administration and defence, transport and storage, and construction.

**Our vision**

*The greatest county with the best quality of life*

**Our mission**

*To enable every household in Laikipia to lead a prosperous life*

**Our core values**

- *People-centeredness, Equity, Accountability, Efficiency, Professionalism, Integrity, Innovativeness and Passion*

**(b) Key Management**


	<p><b><u>H.E Ndiritu Muriithi – Governor</u></b></p> <p>He holds a Bachelor's Degree in Business Administration in Economics and Finance as well as a Master's Degree in Project Management. He is a seasoned economist and financial markets expert with over 24 years' experience in leadership and management within diverse settings in Kenya, South Africa, Canada and Australia.</p> <p>H.E the Governor previously served as an Assistant Minister for Industrialization for five (5) years and drove reforms to improve the environment for doing business, and improving incentives to promote investments. He was also involved in the development of policy and law related to finance and economics such as legislation governing establishment of credit bureau, interest rates, taxation and other fiscal measures.</p> <p>Specifically, he contributed to legislative frameworks for banking and small businesses including successfully advocating for amendments to the Banking Act in 2006.</p> <p>He also led <b>peace caravans</b> across 32 districts that substantially reduced conflicts between communities in <u>Laikipia</u>, <u>Samburu</u>, <u>Isiolo</u>, <u>Tana River</u> and <u>Migori</u> among other Counties for the period between 2009 and</p>
---	---

**COUNTY GOVERNMENT OF LAIKIPIA - EXECUTIVE**  
**Reports and Financial Statements**  
**For the quarter ended 31<sup>st</sup> December 2019**

	<p>2012.  H.E the Governor commitment to community service and volunteer work goes beyond his public service and he continues today to mentor young business owners through the <b>Ujuzi na Biashara Trust</b> as well as inspire numerous others through his patronage of educational institutions.</p>
<p><b><u>H.E John Mwaniki - Deputy Governor</u></b>  He holds a B.Com degree and an MBA from the University of Nairobi. He’s currently pursuing a Master of Public Policy and Management at the Strathmore Business School.  An Alumnus of Strathmore Business School and a Certified PRINCE II Project Manager, John is an expert in ICT and Financial Markets with over 20 years of experience in the development of end to end solutions in the Capital Markets industry. He has a vast experience in General management, Strategic planning, Product development as well as Project management.  Previously he has successfully implemented financial markets solutions in the Central Bank of Kenya, Central Bank of South Sudan, Central Bank of Seychelles, Nairobi Securities Exchange, Capital Markets Authority of Kenya, Rwanda Capital Markets and SADC Inter-connectivity among others.  John has served as the county secretary and head of public service in Laikipia county government before being elected to the current position as the Deputy Governor of Laikipia. He also doubles as the National Chair of the Deputy Governors’ Forum in Kenya.</p>	
	<p><b><u>Karanja Njora - County Secretary/Chief of Staff</u></b>  He was a senior public administration official for over 17 years as a County Commissioner, District Commissioner and Senior District Officer. He served as a County Commissioner for Kisii, a District Commissioner for Nyamira, Butere, Kericho, Kangundo and Murang'a. District Officer in Isiolo, Garissa, Mandela, Murang'a, Kirinyaga, Kisii, Meru, Embu and Teso.  He holds a Master’s Degree in Arts (Public Administration and Management) from Mount Kenya University, Bachelor of Arts Degree in Economics, Diploma in Public Administration, Strategic Management Course, Disaster Preparedness and Management Course, Certificate in Procurement, Paramilitary Training Course, and Administration Officer Induction Course</p>
<p><b><u>Murungi Ndai - CECM Finance, Economic Planning and County Development</u></b>  He holds a Master’s of Science Degree in Economics and Investments, Bachelor’s Degree in Economics and Statistics, and a Post Graduate Diploma in Human Resource Management.  He is as certified international retail banker with over 13 years’ experience in the banking industry. He has worked as an operations manager in Equity Bank, a senior branch manager in Stanbic Bank, Eco-Bank and Family Bank.  He is a co-founder and treasurer of Furaha Center which houses children with cerebral palsy, autism and down syndrome. He is also the patron of Laikipia Homes, a community based organization for youth empowerment</p>	

**COUNTY GOVERNMENT OF LAIKIPIA - EXECUTIVE**  
**Reports and Financial Statements**  
**For the quarter ended 31<sup>st</sup> December 2019**

initiatives.



**Joseph Shuel - CECM Infrastructure, Land and Urban Development**

He has a vast experience in Infrastructure, Lands, Housing, Roads and Public Works with over 17 years of community development work in Laikipia. He has previously worked for Caritas Nyeri, World Vision, and Ministry of Environment. He has a BA Degree in Business Management and is a Certified Public Accountant.

**Rose Maitai - CECM County Administration, Public Service and Office of the Governor**

She has 17 years of experience in community work, leadership and development. Before joining Government, she worked with different NGOs and CBOs as a project manager, coordinator and community mobilizer. Well known for advocacy of Gender Equity and Youth Empowerment, inter alia.

Maitai holds a Bachelor of Law degree from the University of Nairobi, specializing in Law and Governance. Her second degree is in Business Management (Human Resource Management option) from Mt. Kenya University.


Currently waiting to graduate in November with a Masters of Science Degree in Human Resource Management, Jomo Kenyatta University of Agriculture and Technology.

She has previously worked as a Member of Laikipia County Assembly (MCA). During this period, she served in the Labour, Community and Social Services Committee (Vice Chair). Equally, in PAC/PIC and Trade, Tourism, Industrialization and Co-operatives Development Committees as a member.

She is a member of Institute of Human Resource Management and has published a journal, "Training of Employees in County Governments"



**Biwott Tirop - CECM Trade, Tourism, Co-operatives and Industrialization**



Biwott Tirop is an alumni of University of Nairobi with a Bachelor's degree in Urban and Regional Planning and currently pursuing a Msc in Entrepreneurship & Innovation in the same institution.

Being an entrepreneur at heart, he worked as a CEO of Lions of Good Times Ltd a Real Estate and investment Company. Previously, he worked as a Project Manager with Kisima Real Estate Ltd, a planner with Geo Info Africa Ltd where he was

involved with several projects in Rwanda in which included developing master plans for Runda, Kamonyi and Ruhango - Rwandan towns, which were unveiled by the Kigali Mayor.

He was actively involved in the preparation of strategic development plan for Kiharu constituency (2010-2030).

**COUNTY GOVERNMENT OF LAIKIPIA - EXECUTIVE  
Reports and Financial Statements  
For the quarter ended 31<sup>st</sup> December 2019**

**Tabitha Mbiriri - CECM Education and Social Services**

She holds a Master's Degree in Education, Bachelor's Degree (Sp. Ed) and is currently pursuing her PhD in Philosophy in leadership & education management.

She has vast experience in Education with 30 years teaching experience in ECDE, Primary, Secondary, KISE, Karen TTI, and KEMU university.



**Dr. Joseph Lenai - CECM Health and Medical Services**


A doctor of Medicine and Surgery, Public health and International Health Systems Manager.

Has also a background in Public Health in Complex Emergencies, Strategic Management, International Leadership and Management of Health Care.

His outstanding performance in health systems strengthening led to his award of Order of Grand Warrior, OGW in 2011.

**Dr. Lucy Murugi - CECM Agriculture, Livestock and Fisheries**

She holds a Bachelors degree in Veterinary Medicine from the University of Nairobi and pursuing a Masters degree in Counseling Psychology at Daystar University. She is a registered Veterinary Surgeon and has had a deep involvement in the Livestock Sector both in public and private since 1991. She has served as a chairperson and a board member of various institutions eg. Chairperson of Nanyuki Teaching and Referral Hospital, Nanyuki Cottage Hospital, St. Francis Girls School, Likii Special School, Bingwa Secondary School, among others. She has served as an executive member of the Kenya Veterinary Association. She has been a Private Veterinary Surgeon Practitioner since 1994 and has vast knowledge in working with pastoralists and Commercial ranchers in Laikipia County and its environs as she engaged them in animal health issues. She has also been involved in a lot of community work in and out of the County.



**Njenga Kahiro - CECM Water and Natural Environment**

He has worked in community based natural resource management, project management and leadership for the last 18 years. He began his career as a volunteer with Rehabilitation of Subukia Water Catchment project in Nakuru before venturing into business. He then worked for Cambridge University's Laikipia Elephant Project tackling issues of human wildlife conflict and sustainable livelihoods.

After earning a Masters' Degree in Conservation and Tourism, he joined the Zeitz Foundation as conservation and community programmes manager. In 2016 he joined Maliasili Initiatives Inc, managing a portfolio of partners comprising a range of grassroots community-level organizations and national policy networks or coalitions working at the forefront of natural resources management and conservation across wildlife, forestry and marine resource management in Kenya, Tanzania, Namibia and Zambia. He is a 2011 ESRI Conservation GIS Scholar and 2013 Kinship Conservation Leadership Fellow

**COUNTY GOVERNMENT OF LAIKIPIA - EXECUTIVE**  
**Reports and Financial Statements**  
**For the quarter ended 31<sup>st</sup> December 2019**

---

**(c) Fiduciary Management**

The key management personnel who held office during the quarter ended 30<sup>th</sup> September 2019 and who had direct fiduciary responsibility were:

No.	Designation	Name
1	Accounting Officer - County Administration, Public Service and Office of the Governor	Karanja Njora
2	Accounting Officer - Finance, Economic Planning and County Development	Paul Njenga
3	Accounting Officer - Infrastructure, Land and Urban Development	Kenneth Karanja
4	Accounting Officer - Health and Medical Services	Dr. Donald Mogoi
5	Accounting Officer - Agriculture, Livestock and Fisheries	James Mungere
6	Accounting Officer - Education and Social Services	Annette Muriuki
7	Accounting Officer - Trade, Tourism, Co-operatives and Industrialization	Jemimmah Mburugu
8	Accounting Officer - Water and Natural Environment	Evans Kamau

**(d) Fiduciary Oversight Arrangements**

County Assembly of Laikipia  
County Executive Committee  
Laikipia County Executive Audit Committee  
Senate Public Accounts Committee  
Office of the Controller of Budget.  
Office of the Auditor-General  
Development Partners Oversight

**(e) Entity Headquarters**

P.O. Box 1271 - 10400  
Interim County Headquarter Building  
Kenyatta Avenue  
Nanyuki, Kenya

**(f) Entity Contacts**

Telephone: +254 740031031  
E-mail: [reports.treasury@laikipia.go.ke](mailto:reports.treasury@laikipia.go.ke)  
Website: [www.laikipia.go.ke](http://www.laikipia.go.ke)

**COUNTY GOVERNMENT OF LAIKIPIA - EXECUTIVE**  
**Reports and Financial Statements**  
**For the quarter ended 31<sup>st</sup> December 2019**

---

**(g) Entity Bankers**

1. Central Bank of Kenya  
Haile Selassie Avenue  
P.O. Box 60000  
City Square 00200  
Nairobi, Kenya
2. Kenya Commercial Bank  
Nairobi, Kenya
3. Co-operative Bank  
Nairobi, Kenya
4. Equity Bank  
Nairobi, Kenya
5. Family Bank  
Nairobi, Kenya

**(h) Independent Auditors**

Anniversary Towers, University Way  
Tel ISDN NO. +254-020-3214000  
oag@oagkenya.go.ke  
Fax +254-20-311482  
P.O.Box 30084 0100  
Nairobi.

**(i) Principal Legal Adviser**

The Attorney General  
State Law Office  
Harambee Avenue  
P.O. Box 40112  
City Square 00200  
Nairobi, Kenya

**(j) County Legal Adviser**

P.O. Box 1271 - 10400  
Interim County Headquarter Building  
Kenyatta Avenue  
Nanyuki, Kenya



**COUNTY GOVERNMENT OF LAIKIPIA - EXECUTIVE  
Reports and Financial Statements  
For the quarter ended 31<sup>st</sup> December 2019**

**II. FORWARD BY THE CECM FINANCE ECONOMIC PLANNING AND COUNTY DEVELOPMENT**

It is my pleasure to present the Laikipia County Government's Quarterly Financial Reports for the 2<sup>nd</sup> Quarter ended 31<sup>st</sup> December 2019. The County Government of Laikipia Financial Statements for the second quarter have been prepared in line with The PFM Act 2012 and are in line with the format prescribed by The Public Sector Accounting Standards Board. The PFM Act 2012 Section 166 (4) requires that these statements be submitted to The County Assembly and copies be submitted to The National Treasury, The Office of the Controller of Budget and The Commission of Revenue Allocation within one month after end of each quarter.

The link between policy, planning, budgeting and reporting continues being critical as provided for in the Constitution and County Government Act. The financial statements play a critical role in the decision making, management and accountability of public resources. To strengthen the public finance management, the County government will continue to embrace timely financial reporting and deepen public financial reforms e.g. use of the Laikipia County Statistical abstract which is prepared annually as part of budget preparation, project management and strengthening of the financial reporting unit to increase efficiency and effectiveness in service delivery.

The County is committed in ensuring transparency by relaying performance indicators to the public. This will be realized through publishing and publicising financial and non-financial reports as required by the Constitution and the PFM Act 2012.

Pursuant to the PFM Act 2012 Section 149 I confirm that there was accountability to the county assembly in ensuring that the resources of the county government were authorised and lawfully utilised in an effective, efficient, economical and transparent manner.

**FINANCIAL PERFROMANCE**

**1. REVENUE**

In Quarter 2, the County budgeted for Kshs. 1,630,727,105 of which Kshs. 830,488,503 was realized which represents a 50.93% budget realization. The county realized 64.87% of its equitable share, 74.47% of its own generated receipts, 15.96 % of foreign grants and 33.22% fuel levy.

**Table 1: Laikipia County Revenue Budget Against Revenue Realisation Q2 FY 2019/20**

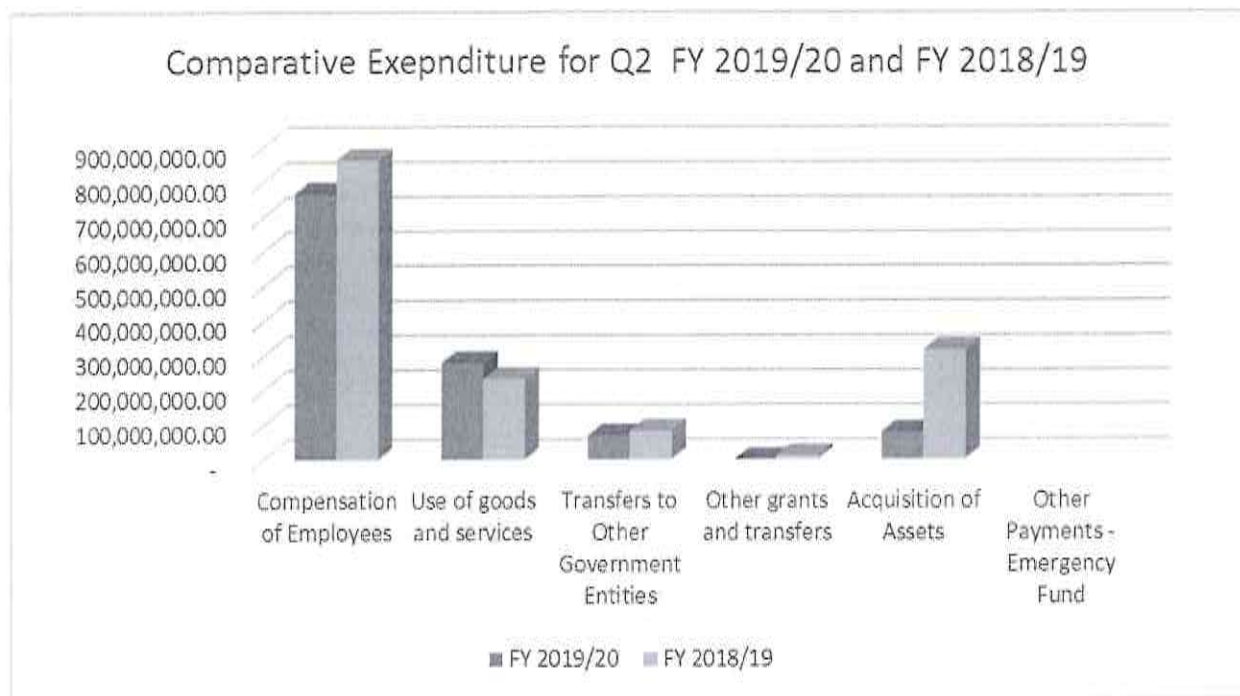
Receipt/Expense Item	Budget Q2 2019/20	Actual Received in Q2 2019/20	Variance	Q2 Budget utilization %
	Kshs	Kshs	Kshs	
<b>RECEIPTS</b>				
Equitable Share (Exchequer releases)	914,343,200	593,179,000	321,164,200	64.87
Transfers from National Government Entities	44,560,760	-	44,560,760	-
Proceeds from Foreign Grants/Development Partners	361,608,163	57,703,646	303,904,517	15.96
Fuel Levy Allocation	89,234,460	29,647,406	59,587,054	33.22
County Own Generated Revenues	201,375,000	149,958,452	51,416,548	74.47
Unspent Funds	19,605,523	-	19,605,523	-
<b>TOTAL</b>	<b>1,630,727,105</b>	<b>830,488,503</b>	<b>800,238,602</b>	<b>50.93</b>

**COUNTY GOVERNMENT OF LAIKIPIA - EXECUTIVE**  
**Reports and Financial Statements**  
**For the quarter ended 31<sup>st</sup> December 2019**

**2. PAYMENTS**

In Quarter 2, the expenditure figures for recurrent stood at Ksh. 1,195,222,309 against budget estimate of Ksh. 1,980,592,617 for the county government executive which represents 60.35% budget utilisation in the quarter and an overall utilisation of 62.52% for the half year of 2019/20 financial year. Recurrent Expenditure amounted to Kshs. 1,047,848,759 while Development Expenditure amounted to Kshs. 147,373,550.

The total expenditure for quarter 2 in FY 2019/20 was Kshs. 1,195,222,309 as compared to Kshs. 1,510,384,861 in FY 2018/19 as illustrated in the bar chart below;



**OPERATIONAL PERFORMANCE**

The county’s operations are structured in terms of departments which are headed by County Executive Committee Members who are appointed by the Governor with approval by the County Assembly.

The county government is focused on improving service delivery to the public through the ongoing public sector performance review and tracking, increasing productivity in agriculture, manufacturing and innovation, as well as increase universal health care and coverage to reduce the medical cost burden and to continue being the lead county in life expectancy.

**LAIKIPIA COUNTY AUDIT COMMITTEE**

It was constituted in April 2018 as required by the PFM Regulations 2015 and is guided by an Audit Charter that was approved in September 2018. Allowances are paid to the committee members as guided by the Salaries & Remuneration Commission.

The committee members are:

## COUNTY GOVERNMENT OF LAIKIPIA - EXECUTIVE

### Reports and Financial Statements

For the quarter ended 31<sup>st</sup> December 2019

#### 1. Anthony Kiritu Githui – Chair Audit Committee

- Anthony has a Master’s Degree in Business Administration - Strategic Management option and from the United States International University
- He is a Certified Public Accountant (CPA-K) and a member of the Institute of Certified Public Accountants of Kenya (ICPAK) of good standing.
- Mr. Kiritu is a mature finance expert with over twenty (20) years of hands on experience in Financial Management in the research, development and quasi government arena. Anthony has served as a Finance Director at Research Triangle Institute International Tusome Programme, Finance Manager in SOS Children’s Villages Kenya, Project and Budget Administration Accountant at World Agro forestry Centre, Senior Accountant at Food and Agricultural Research Management Africa, and Financial Accountant at Kenya Wildlife Service’s.
- He sits on the Board of Management in MUFOA a local CBO, Nairutia Technical Training Institute and Kariguini Dispensary. Currently he is involved in social enterprise – specifically setting up a local dairy enterprise that adds value to raw milk and process this into primary products

#### 2. James Kugo Sambu – Member Audit Committee

- CPA Sambu holds an Executive Master’s Degree in Business Administration (Strategic Planning)
- He is a Certified Public Accountant (CPA-K) and a member of the Institute of Certified Public Accountants of Kenya (ICPAK).
- He has over thirty years’ experience in the accountancy and audit profession. He worked as a Head of Finance at the Kenya Wildlife Service where he had previously served as Management Accountant and Principal Internal Auditor respectively. Prior to that he worked in Moi University as the Deputy Head of Internal Audit.
- He is also currently the Chair of the Audit Committee in Ministry of Environment and Forestry (National Government) and a member of the Salaries and Remuneration Commission (SRC) Audit Committee.

#### 3. Joseph Kimathi James – Member Audit Committee

- Kimathi holds a Master’s in Business Administration (Finance) from Kenyatta University, Bachelor of Commerce (Accounting) from Egerton University
- He is a Certified Public Accountant of Kenya (CPA-K) and a member of Institute of Certified Public Accountant of Kenya (ICPAK) and member of Institute of Internal Auditor (IIA)
- He has served as an Internal Auditor at The National Treasury, an Internal Auditor, Chuka University and is currently the Head of Financial Reporting at Chuka University.

#### 4. Elizabeth Mwendu Kingoo – Member Audit Committee

- Elizabeth is a PHD (Supply Chain Management) student at Jomo Kenyatta University of Science and Technology. She holds Master’s degree in Business Administration from the University of Nairobi, a Bachelor’s degree in Finance and Banking from Moi University.
- Elizabeth is a qualified Certified Public Accountant of Kenya (CPA-K) and a member of both the Institute of Certified Public Accountants of Kenya (ICPAK) and ISACA.
- She has over 10 years of experience in the Finance, Audit and risk management in both private and public sector as well as in independent consultancy. Much of her experience has been gained in the public sector and the banking sector.

**COUNTY GOVERNMENT OF LAIKIPIA - EXECUTIVE  
Reports and Financial Statements  
For the quarter ended 31<sup>st</sup> December 2019**

<p><b>5. Julius Murage Kingori - Member (County Treasury Representative)</b></p> <ul style="list-style-type: none"> <li>Julius holds a Master’s degree in Business Administration (Finance Option) from Methodist University, Bachelor of Commerce (Finance Option) from Kenyatta University</li> <li>He is a Certified Public Accountant (CPA-K) and a Certified Public Secretary (CPS) and is a member of the Institute of Certified Public Accountants of Kenya (ICPAK)</li> <li>He has served as the Internal auditor and deputy treasurer in the County Council of Laikipia, Head of Treasury Accounting in County Government of Laikipia and is currently the Head of Budget in the County Government of Laikipia 2014-2019</li> <li>He has served as a committee member of Kenya Institute of Management</li> </ul>
<p><b>6. Mary Wangui Wachiuri – Secretary (Head of Internal Audit)</b></p> <ul style="list-style-type: none"> <li>Mary holds an MBA, BBA in Accounting &amp; Finance</li> <li>She is a Certified Public Accountant (CPA-K) and a Certified Fraud Examiner (CFE) and is a member of the Institute of Certified Public Accountants of Kenya (ICPAK)</li> <li>She has served in Agricultural Finance Corporation (AFC) at various branches, finance department and internal audit department</li> <li>She has also served as a board director and a chair of the audit committee for Ufanisi Sacco- Nairobi</li> </ul>

**LAIKIPIA COUNTY PUBLIC SERVICE BOARD**

Laikipia County Public Service Board was established by The Laikipia County Public Service Board Act June 2014. The County Public Service Board (CPSB) is charged with the responsibility of developing and implementing human resource policies and framework for the County Government in line with the relevant laws. The CPSB handles all human resource issues in the county and consists of a chairperson and other members nominated by the Governor, approved by the County assembly. Allowances are paid to the committee members as guided by the Salaries & Remuneration Commission. The board members are;

No.	Names	Designation
1	Margaret Mumbi	Chairperson
2	Timothy Wamiti	Secretary
3	Patricia Wangui	Member
4	John Ekale	Member
5	Benson Sururu	Member
6	Christine Chepkoech	Member
7	Moses Mwaura	Member

**CONCLUSION**

On behalf of Laikipia county government, I would like to thank HE The Governor, The Deputy Governor for the leadership and support they have provided during this period. Further, my sincere gratitude goes to the County Executive Committee Members for their continued efforts to realise the goals as set in the budget. I extend my gratitude to all the Chief Officers and the entire Laikipia County Staff for pulling together and for their continued commitment, dedication and hard work to ensure service delivery to the people of Laikipia County.

**COUNTY GOVERNMENT OF LAIKIPIA - EXECUTIVE**  
**Reports and Financial Statements**  
**For the quarter ended 31<sup>st</sup> December 2019**

---

I would also like to thank the entire County Assembly led by the wise leadership of the Speaker and the County Clerk for their co-operation and oversight role.

Further, my sincere appreciation to all the citizens of Laikipia County for their continuous engagement with the County Government to ensure efficient service delivery and value for money in all our undertakings.



**Murungi Ndai**

**CECM Finance, Economic Planning and County Development**  
**County Government of Laikipia**



**COUNTY GOVERNMENT OF LAIKIPIA - EXECUTIVE  
Reports and Financial Statements  
For the quarter ended 31<sup>st</sup> December 2019**

---

**III. STATEMENT OF MANAGEMENT RESPONSIBILITIES**


Section 166 of the PFM Act requires that an Accounting Officer for a County Government entity prepares a report for each quarter of the financial year in respect of the entity. The County Executive Committee (CEC) Member for Finance being the head of the County Treasury is responsible for the preparation and presentation of the County Government's financial statements, which give a true and fair view of the state of affairs of the County Government for and as at the end of the quarter ended on December 2019. This responsibility includes: (i) maintaining adequate financial management arrangements and ensuring that these continue to be effective throughout the reporting period; (ii) maintaining proper accounting records, which disclose with reasonable accuracy at any time the financial position of the County Government; (iii) designing, implementing and maintaining internal controls relevant to the preparation and fair presentation of the financial statements, and ensuring that they are free from material misstatements, whether due to error or fraud; (iv) safeguarding the assets of the County Government; (v) selecting and applying appropriate accounting policies; and (vi) making accounting estimates that are reasonable in the circumstances.

The CEC Member for Finance accepts responsibility for the County Government's financial statements, which have been prepared on the Cash Basis Method of Financial Reporting, using appropriate accounting policies in accordance with International Public Sector Accounting Standards (IPSAS). The CEC Member for Finance is of the opinion that this report gives a true and fair view of the state of the County Government's transactions during the quarter ended December 2019, and of its financial position as at that date. The CEC Member for Finance further confirms the completeness of the accounting records maintained for the County Government which have been relied upon in the preparation of this report as well as the adequacy of the systems of internal financial control.

The CEC Member for Finance confirms that the County Government has complied fully with applicable Government Regulations and the terms of external financing covenants (where applicable), and that the County Government's funds received during the quarter under audit were used for the eligible purposes for which they were intended and were properly accounted for. Further the CEC Member for Finance confirms that the County Government's financial statements have been prepared in a form that complies with relevant accounting standards prescribed by the Public Sector Accounting Standards Board of Kenya.

**Approval of the financial statements**

The County Government's financial statements were approved and signed by the CEC member for finance on \_\_\_\_\_ 2020.



County Executive Committee member – Finance Economic Planning and County Development



**COUNTY GOVERNMENT OF LAIKIPIA - EXECUTIVE  
Reports and Financial Statements  
For the quarter ended 31<sup>st</sup> December 2019**

**IV. STATEMENT OF RECEIPTS AND PAYMENTS**

	Note	Q1 2019/20	Q2 2019/20	Q3 2019/20	Q4 2019/20	Cumulative 2019/20	Comparative Q2 2018/19	Comparative FY 2018/19
		Kshs	Kshs	Kshs	Kshs	Kshs	Kshs	Kshs
<b>RECEIPTS</b>								
Equitable Share (Exchequer releases)	1	655,837,200	593,179,000	-	-	1,249,016,200	1,034,986,000	3,643,518,677
Transfers from Government Entities	2	-	-	-	-	-	-	319,968,208
Proceeds from Foreign Grants / Development Partners	3	-	57,703,646	-	-	57,703,646	176,400,501	440,379,655
Fuel Levy allocation	4	-	29,647,406	-	-	29,647,406	26,143,057	135,272,032
County Own Generated Revenues	5	139,911,956	149,958,451	-	-	289,870,407	172,663,420	815,770,156
Returns to CRF	6	2,958,156	-	-	-	2,958,156	-	25,497,796
<b>TOTAL RECEIPTS</b>		<b>798,707,312</b>	<b>830,488,503</b>	<b>-</b>	<b>-</b>	<b>1,629,195,814</b>	<b>1,410,192,978</b>	<b>5,380,406,524</b>
<b>PAYMENTS</b>								
Compensation of Employees	7	(549,901,276)	(766,648,145)	-	-	(1,316,549,421)	(863,203,065)	(2,616,158,811)
Use of goods and services	8	(37,796,119)	(280,244,347)	-	-	(318,040,466)	(234,199,654)	(1,139,012,373)
Transfers to Other Government Entities	9	(187,800)	(69,404,188)	-	-	(69,591,988)	(83,874,849)	(407,254,046)
Other grants and transfers	10	(110,884)	(91,300)	-	-	(202,184)	(11,535,270)	(67,250,734)
Acquisition of Assets	11	(750,000)	(78,834,329)	-	-	(79,584,329)	(317,572,023)	(1,213,937,444)
Other Payments - Emergency Fund	12	-	-	-	-	-	-	-
<b>TOTAL PAYMENTS</b>		<b>(588,746,079)</b>	<b>(1,195,222,309)</b>	<b>-</b>	<b>-</b>	<b>(1,783,968,388)</b>	<b>(1,510,384,861)</b>	<b>(5,443,613,407)</b>
<b>SURPLUS/DEFICIT</b>		<b>209,961,233</b>	<b>(364,733,806)</b>	<b>-</b>	<b>-</b>	<b>(154,772,573)</b>	<b>(100,191,884)</b>	<b>(63,206,883)</b>

The explanatory notes to these financial statements form an integral part of the financial statements. The financial statements were approved on \_\_\_\_\_ 2020 and signed by:

  
**CHIEF OFFICER**  
 COUNTY GOVERNMENT OF LAIKIPIA  
 FINANCE & ECONOMIC PLANNING  
 28 JAN 2020

  
 Head of Treasury - Accounting

  
 COUNTY GOVERNMENT OF LAIKIPIA  
 HEAD OF TREASURY  
 ACCOUNTING  
 28 JAN 2020  
 COUNTY TREASURY  
 Box 1271-10500

Chief Officer – Finance Economic Planning and County Development

**COUNTY GOVERNMENT OF LAIKIPIA - EXECUTIVE**  
**Reports and Financial Statements**  
**For the quarter ended 31<sup>st</sup> December 2019**

**STATEMENT OF FINANCIAL ASSETS**

	Note	Q1 2019/20	Q2 2019/20	Q3 2019/20	Q4 2019/20	Comparative Q2 2018/19	Comparative FY 2018/19
		Kshs	Kshs	Kshs	Kshs	Kshs	Kshs
<b>FINANCIAL ASSETS</b>							
<b>Cash and Cash Equivalents</b>							
Bank Balances	13A	855,069,231	491,926,589	-	-	455,487,775	653,108,033
Cash Balances	13B	-	-	-	-	-	-
<b>Total Cash and cash equivalents</b>		<b>855,069,231</b>	<b>491,926,589</b>	<b>-</b>	<b>-</b>	<b>455,487,775</b>	<b>653,108,033</b>
Accounts receivables – Outstanding Imprests	14	8,011,757	32,269,082	-	-	-	-
<b>TOTAL FINANCIAL ASSETS</b>		<b>863,080,988</b>	<b>524,195,671</b>	<b>-</b>	<b>-</b>	<b>455,487,775</b>	<b>653,108,033</b>
<b>FINANCIAL LIABILITIES</b>							
Accounts Payables – Deposits and retentions	15	(23,801,339)	(49,649,827)	-	-	-	(23,789,616)
<b>NET FINANCIAL ASSETS</b>		<b>839,279,650</b>	<b>474,545,844</b>	<b>-</b>	<b>-</b>	<b>455,487,775</b>	<b>629,318,417</b>
<b>REPRESENTED BY</b>							
Fund balance b/fwd	16	629,318,417	839,279,649	474,545,844	474,545,844	555,679,660	692,525,300
Surplus/Deficit for the year		209,961,233	(364,733,806)	-	-	(100,191,884)	(63,206,883)
<b>NET FINANCIAL POSITION</b>		<b>839,279,649</b>	<b>-</b>	<b>-</b>	<b>-</b>	<b>455,487,776</b>	<b>629,318,417</b>


The explanatory notes to these financial statements form an integral part of the financial statements. The financial statements were approved on 28 June 2020 and signed by:



Chief Officer – Finance Economic Planning and County Development



Head of Treasury - Accounting





**COUNTY GOVERNMENT OF LAIKIPIA - EXECUTIVE**  
**Reports and Financial Statements**  
**For the quarter ended 31<sup>st</sup> December 2019**

**V. STATEMENT OF CASHFLOW**


		Q1 2019/20		Q2 2019/20		Q3 2019/20		Q4 2019/20		Comparative Q2 2018/19		Comparative FY 2018/19	
		Kshs		Kshs		Kshs		Kshs		Kshs		Kshs	
<b>CASH FLOW FROM OPERATING ACTIVITIES</b>													
<b>Receipts from operating income</b>													
Equitable Share (Exchequer releases)	1	655,837,200	593,179,000	-	-	-	-	-	-	1,034,986,000	3,643,518,677	-	-
Transfers from Government Entities	2	-	-	-	-	-	-	-	-	-	319,968,208	-	-
Proceeds from Foreign Grants / Development Partners	3	-	57,703,646	-	-	-	-	-	-	176,400,501	440,379,655	-	-
Fuel Levy allocation	4	-	29,647,406	-	-	-	-	-	-	26,143,057	135,272,032	-	-
County Own Generated Revenues	5	139,911,956	149,958,451	-	-	-	-	-	-	172,663,420	815,770,156	-	-
Returns to CRF	6	2,958,156	-	-	-	-	-	-	-	-	25,497,796	-	-
<b>Payments for operating expenses</b>													
Compensation of Employees	7	(549,901,276)	(766,648,145)	-	-	-	-	-	-	(863,203,065)	(2,616,158,811)	-	-
Use of goods and services	8	(37,796,119)	(280,244,347)	-	-	-	-	-	-	(234,199,654)	(1,139,012,373)	-	-
Transfers to Other Government Entities	9	(187,800)	(69,404,188)	-	-	-	-	-	-	(83,874,849)	(407,254,046)	-	-
Other grants and transfers	10	(110,884)	(91,300)	-	-	-	-	-	-	(11,535,270)	(67,250,734)	-	-
Changes in Retentions and Deposit held for third parties		11,723	25,848,488	-	-	-	-	-	-	-	(86,631,078)	-	-
Changes in Accounts Receivable		(8,011,757)	(24,257,325)	-	-	-	-	-	-	-	4,206,387	-	-
<b>Adjusted for:</b>													
Adjustments during the year		-	-	-	-	-	-	-	-	-	-	-	-
<b>Net cash flows from operating activities</b>		<b>202,711,198</b>	<b>(284,308,314)</b>	<b>-</b>	<b>-</b>	<b>-</b>	<b>-</b>	<b>-</b>	<b>-</b>	<b>217,380,139</b>	<b>1,068,305,869</b>	<b>-</b>	<b>-</b>
<b>CASHFLOW FROM INVESTING ACTIVITIES</b>													
Acquisition of Assets	11	(750,000)	(78,834,329)	-	-	-	-	-	-	(317,572,023)	(1,213,937,444)	-	-
<b>Net cash flows from investing activities</b>		<b>(750,000)</b>	<b>(78,834,329)</b>	<b>-</b>	<b>-</b>	<b>-</b>	<b>-</b>	<b>-</b>	<b>-</b>	<b>(317,572,023)</b>	<b>(1,213,937,444)</b>	<b>-</b>	<b>-</b>
<b>CASHFLOW FROM FINANCING ACTIVITIES</b>													
Proceeds from Domestic Borrowings		-	-	-	-	-	-	-	-	-	-	-	-
Proceeds from Foreign Borrowings		-	-	-	-	-	-	-	-	-	-	-	-
<b>Net cash flow from financing activities</b>		<b>-</b>	<b>-</b>	<b>-</b>	<b>-</b>	<b>-</b>	<b>-</b>	<b>-</b>	<b>-</b>	<b>-</b>	<b>-</b>	<b>-</b>	<b>-</b>
<b>NET INCREASE IN CASH AND CASH EQUIVALENT</b>		<b>201,961,198.47</b>	<b>(363,142,643)</b>	<b>-</b>	<b>-</b>	<b>-</b>	<b>-</b>	<b>-</b>	<b>-</b>	<b>(100,191,883.6)</b>	<b>(145,631,575)</b>	<b>-</b>	<b>-</b>
<b>Cash and cash equivalent at BEGINNING of the quarter</b>		<b>653,108,033</b>	<b>855,069,231</b>	<b>491,926,589</b>	<b>491,926,589</b>	<b>491,926,589</b>	<b>491,926,589</b>	<b>491,926,589</b>	<b>491,926,589</b>	<b>555,679,660</b>	<b>798,739,607</b>	<b>653,108,033</b>	<b>653,108,033</b>
<b>Cash and cash equivalent at END of the quarter</b>		<b>855,069,231</b>	<b>491,926,589</b>	<b>491,926,589</b>	<b>491,926,589</b>	<b>491,926,589</b>	<b>491,926,589</b>	<b>491,926,589</b>	<b>491,926,589</b>	<b>455,487,776</b>	<b>653,108,033</b>	<b>653,108,033</b>	<b>653,108,033</b>
<b>As per statement of assets</b>		<b>855,069,231</b>	<b>491,926,589</b>	<b>-</b>	<b>-</b>	<b>-</b>	<b>-</b>	<b>-</b>	<b>-</b>	<b>455,487,775</b>	<b>653,108,033</b>	<b>653,108,033</b>	<b>653,108,033</b>

**COUNTY GOVERNMENT OF LAIKIPIA - EXECUTIVE  
Reports and Financial Statements  
For the quarter ended 31<sup>st</sup> December 2019**

The explanatory notes to these financial statements form an integral part of the financial statements. The financial statements were approved on \_\_\_\_\_ 2020 and signed by:



Chief Officer – Finance Economic Planning and County Development



Head of Treasury - Accounting

**COUNTY GOVERNMENT OF LAIKIPIA - EXECUTIVE**  
**Reports and Financial Statements**  
**For the quarter ended 31<sup>st</sup> December 2019**

**VI. STATEMENT OF COMPARISON OF BUDGET & ACTUAL AMOUNTS; RECURRENT AND DEVELOPMENT COMBINED**

Receipt/Expense Item	Budget Q2 2019/20	Actual Received in Q2 2019/20	Budget cumulative to date	Actual cumulative to date	Budget utilization difference	Q2 Budget utilization %
	Kshs	Kshs	Kshs	Kshs	Kshs	
<b>RECEIPTS</b>						
Equitable Share (Exchequer releases)	914,343,200	593,179,000	1,625,018,200	1,249,016,200	376,002,000	64.87
Transfers from National Government Entities	44,560,760	-	44,560,760	-	44,560,760	-
Proceeds from Foreign Grants/Development Partners	361,608,163	57,703,646	493,249,615	57,703,646	435,545,969	15.96
Fuel Levy Allocation	89,234,460	29,647,406	89,234,460	29,647,406	59,587,054	33.22
County Own Generated Revenues	201,375,000	149,958,452	402,750,000	289,870,407	112,879,593	74.47
Unspent Funds	19,605,523	-	19,605,523	2,958,156	16,647,367	-
<b>TOTAL</b>	<b>1,630,727,105</b>	<b>830,488,503</b>	<b>2,674,418,558</b>	<b>1,629,195,815</b>	<b>1,045,222,742</b>	<b>50.93</b>
<b>PAYMENTS</b>						
Compensation of Employees	557,699,243	766,648,145	1,118,087,478	1,316,549,421	(198,461,943)	137.47
Use of goods and services	482,090,044	280,244,347	719,287,217	318,040,466	401,246,750	58.13
Transfers to Other Government Entities	277,491,984	69,404,188	338,829,324	69,591,988	269,237,336	25.01
Other grants and transfers	31,962,500	91,300	35,400,000	202,184	35,197,816	0.29
Acquisition of Assets	626,348,847	78,834,329	637,008,838	79,584,329	557,424,509	12.59
Other payments - Emergency Fund	5,000,000	-	5,000,000	-	5,000,000	-
<b>TOTAL</b>	<b>1,980,592,617</b>	<b>1,195,222,309</b>	<b>2,853,612,856</b>	<b>1,783,968,388</b>	<b>1,069,644,469</b>	<b>60.35</b>

*There was underutilization in most categories of receipts and expenditures in Quarter 2 due to late approval County Revenue Allocation bill by both National Assembly and Senate.*

*In compensation of employees, utilisation was 137.47% which arose due to low budget allocation.*

The entity financial statements were approved on \_\_\_\_\_ 2020 and signed by:



*[Signature]*

Chief Officer – Finance, Economic Planning and County Development



*[Signature]*

Head of Treasury - Accounting

**COUNTY GOVERNMENT OF LAIKIPIA - EXECUTIVE**  
**Reports and Financial Statements**  
**For the quarter ended 31<sup>st</sup> December 2019**

**VII. STATEMENT OF COMPARISON OF BUDGET & ACTUAL AMOUNTS: RECURRENT**

Receipt/Expense Item	Budget Q2 2019/20		Actual Q2 2019/20		Budget utilization difference (Q2)		Budget cumulative to date		Actual cumulative to date		Budget utilization difference		Q2 Budget utilization %	
	Kshs	Kshs	Kshs	Kshs	Kshs	Kshs	Kshs	Kshs	Kshs	Kshs	Kshs	Kshs	Kshs	Kshs
<b>RECEIPTS</b>														
Equitable Share (Exchequer releases)	444,037,772		1,262,880,375		(818,842,803)		1,154,712,772		526,615,160			628,097,612		284.41
Transfers from National Government Entities	4,984,104		-		4,984,104		4,984,104		-			4,984,104		-
Proceeds from Foreign Grants/Development Partners	4,902,131		7,488,825		(2,586,694)		136,543,583		7,488,825			129,054,758		152.77
Fuel Levy Allocation	-		-		-		-		-			-		-
County Own Generated Revenues	201,375,000		149,958,452		51,416,548		402,750,000		289,870,407			112,879,593		74.47
Unspent Funds	13,723,866		-		13,723,866		13,723,866		2,958,156			10,765,710		-
<b>TOTAL</b>	<b>669,022,873</b>		<b>1,420,327,852</b>		<b>(751,304,979)</b>		<b>1,712,714,325</b>		<b>826,932,548</b>			<b>885,781,777</b>		<b>212.30</b>
<b>PAYMENTS</b>														
Compensation of Employees	557,699,243		766,648,145		(208,948,903)		1,118,087,478		1,316,549,421			(198,461,943)		137.47
Use of goods and services	370,135,214		234,744,347		135,390,867		607,332,387		272,540,466			334,791,920		63.42
Transfers to Other Government Entities	54,000,431		45,313,088		8,687,343		115,337,772		45,500,888			69,836,884		83.91
Other grants and transfers	23,962,500		91,300		23,871,200		27,400,000		202,184			27,197,816		0.38
Acquisition of Assets	7,119,402		1,051,879		6,067,523		17,779,392		1,801,879			15,977,513		14.77
Other Payments - Emergency Fund	5,000,000		-		5,000,000		5,000,000		-			5,000,000		-
<b>TOTAL</b>	<b>1,017,916,789</b>		<b>1,047,848,759</b>		<b>(29,931,970)</b>		<b>1,890,937,028</b>		<b>1,676,944,838</b>			<b>254,342,190</b>		<b>102.94</b>

*There was underutilization in most categories of receipts and expenditures in Quarter 2 due to late appropriation of Revenue Allocation bill by both National Assembly and Senate.*

*In compensation of employees, utilisation was 137.47% which arises due to low budget allocation.*

The entity financial statements were approved on \_\_\_\_\_ 2020 and signed by:

  
**28 JAN 2020**  
 COUNTY TREASURY  
 HEAD OF ACCOUNTING

Chief Officer – Finance Economic Planning and County Development

  
**28 JAN 2020**  
 COUNTY TREASURY  
 HEAD OF ACCOUNTING

Head of Treasury - Accounting

**COUNTY GOVERNMENT OF LAIKIPIA - EXECUTIVE**  
**Reports and Financial Statements**  
**For the quarter ended 31<sup>st</sup> December 2019**

**VIII. STATEMENT OF COMPARISON OF BUDGET & ACTUAL AMOUNTS; DEVELOPMENT**

Receipt/Expense Item	Budget Q2 2019/20	Actual Q2 2019/20	Budget utilization difference Q2	Budget cumulative to date	Actual cumulative to date	Budget utilization difference	Q2 Budget utilization %
	Kshs	Kshs	Kshs	Kshs	Kshs	Kshs	
<b>RECEIPTS</b>							
Equitable Share (Exchequer releases)	470,305,428	66,563,840	403,741,588	470,305,428	66,563,840	403,741,588	14.15
Transfers from National Government Entities	39,576,656	-	39,576,656	39,576,656	-	39,576,656	-
Proceeds from Foreign Grants/Development Partners	356,706,032	50,214,821	306,491,211	356,706,032	50,214,821	306,491,211	14.08
Fuel Levy Allocation	89,234,460	29,647,406	59,587,054	89,234,460	29,647,406	59,587,054	33.22
County Own Generated Revenues	-	-	-	-	-	-	-
Unspent Funds	5,881,657	-	5,881,657	5,881,657	-	5,881,657	-
<b>TOTAL</b>	<b>961,704,232</b>	<b>146,426,067</b>	<b>815,278,166</b>	<b>961,704,232</b>	<b>146,426,067</b>	<b>815,278,166</b>	<b>15.23</b>
<b>PAYMENTS</b>							
Compensation of Employees	-	-	-	-	-	-	-
Use of goods and services	111,954,830	45,500,000	66,454,830	111,954,830	45,500,000	66,454,830	40.64
Transfers to Other Government Entities	223,491,553	24,091,100	199,400,453	223,491,553	24,091,100	199,400,453	10.78
Other grants and transfers	8,000,000	-	8,000,000	8,000,000	-	8,000,000	-
Acquisition of Assets	619,229,446	77,782,450	541,446,996	619,229,446	77,782,450	541,446,996	12.56
Other Payments - Emergency Fund	-	-	-	-	-	-	-
<b>TOTAL</b>	<b>962,675,828</b>	<b>147,373,550</b>	<b>815,302,279</b>	<b>962,675,828</b>	<b>147,373,550</b>	<b>815,302,279</b>	<b>15.31</b>

*There was underutilization in all categories of the budget in Quarter 2 because of the late approval County Revenue Allocation bill by both National Assembly and Senate.*

The entity financial statements were approved on \_\_\_\_\_ 2020 and signed by:



*[Signature]*

Chief Officer – Finance Economic Planning and County Development



*[Signature]*

Head of Treasury – Accounting

**COUNTY GOVERNMENT OF LAIKIPIA - EXECUTIVE**  
**Reports and Financial Statements**  
**For the quarter ended 31<sup>st</sup> December 2019**

<b>IX. BUDGET EXECUTION BY PROGRAMMES AND SUB-PROGRAMMES</b>						
<b>Budget Execution By Programmes and Sub-Programmes</b>						
Entity: 4510-Laikipia County						
Period: JULY-19 To DEC-19						
<b>Program</b>	<b>Sub Program</b>	<b>Description</b>	<b>Approved Budget FY 2019/20</b>	<b>Q1 Actual Payments</b>	<b>Q2 Actual Payments</b>	<b>Variance</b>
103000000		General Administration and planning services	127,024,022	9,598,480	26,771,764	90,653,778
	103010000	Headquarter Administration Services	89,626,406	9,410,680	22,740,426	57,475,300
	103030000	Agriculture Sector Extension Management	37,397,616	187,800	4,031,338	33,178,478
104000000		Livestock Resources Management and Development	257,021,388	0	6,074,667	250,946,721
	104020000	SP2 Livestock Production and Management	8,960,000	0	570,000	8,390,000
	104040000	SP4 Animal Health and Disease Management and Control	248,061,388	0	5,504,667	242,556,721
110000000		Fisheries Productivity Program	2,200,000	0	339,100	1,860,900
	110010000	Promotion of Irrigation and Drainage Development and Management	2,200,000	0	339,100	1,860,900
112000000		Physical Planning and Survey	24,320,000	0	1,008,172	23,311,828
	112010000	Physical Planning and Survey	24,320,000	0	1,008,172	23,311,828
113000000		Land and Housing Management	3,700,000	0	302,700	3,397,300
	113010000	Housing improvement	3,700,000	0	302,700	3,397,300
114000000		Public Works Service Delivery Improvement	6,772,602	0	355,000	6,417,602
	114010000	Office development	1,772,000	0	355,000	1,417,000
	114050000	Public Buildings and Bridges Inspectorate Services	5,000,602	0	0	5,000,602
115000000		Road Network Improvement Housing and Urban development	797,863,000	0	47,384,673	750,478,327
	115010000	Road network improvement	467,611,000	0	7,248,600	460,362,400
	115020000	Urban Development	151,783,080	0	8,397,000	143,386,080
	115030000	Road Network Maintenance	178,468,920	0	31,739,073	146,729,847
116000000		Critical infrastructure rehabilitation and construction	16,000,000	0	0	16,000,000
	116010000	Inter ward bridge construction program	16,000,000	0	0	16,000,000
117000000		Crop development and management	124,064,710	0	19,654,983	104,409,727
	117020000	Land and Crop Productivity Enhancement and Management	4,598,304	0	451,200	4,147,104
	117030000	Irrigation Development and management	14,900,000	0	108,700	14,791,300
	117040000	Strategic Food Security Service	104,566,406	0	19,095,083	85,471,323
118000000		County renewable/Green energy services	2,500,000	0	571,950	1,928,050

**COUNTY GOVERNMENT OF LAIKIPIA - EXECUTIVE**

**Reports and Financial Statements**

**For the quarter ended 31<sup>st</sup> December 2019**

118010000	County renewable/Green energy services	2,500,000	0	571,950	1,928,050
<b>301004510</b>	<b>Administration, planning and support services</b>	<b>16,215,450</b>	<b>1,460,000</b>	<b>1,327,850</b>	<b>13,427,600</b>
301010000	Administration Services	9,500,000	0	849,950	8,650,050
301020000	Personnel Services	5,715,450	1,460,000	477,900	3,777,550
301040000	Policy Development	1,000,000	0	0	1,000,000
<b>302000000</b>	<b>Co-operative Development</b>	<b>11,000,000</b>	<b>0</b>	<b>536,400</b>	<b>10,463,600</b>
302010000	Co-operative Development and Promotion	1,000,000	0	536,400	463,600
302020000	Co-operative Revolving Fund	10,000,000	0	0	10,000,000
<b>303000000</b>	<b>Industrialization development</b>	<b>8,500,000</b>	<b>0</b>	<b>0</b>	<b>8,500,000</b>
303010000	Industrial mapping and promotion initiative	8,500,000	0	0	8,500,000
<b>304000000</b>	<b>Trade development and promotion</b>	<b>92,049,590</b>	<b>0</b>	<b>1,304,500</b>	<b>90,745,090</b>
304010000	Market Infrastructure Development/Trade Promotion Services	59,600,000	0	0	59,600,000
304020000	Enterprise Development Fund	5,000,000	0	0	5,000,000
304040000	Metrological Lab-weights and measures	3,049,590	0	132,000	2,917,590
304050000	Industrial Development and Investment Promotion	9,000,000	0	1,158,500	7,841,500
304060000	Informal Sector Development	15,400,000	0	14,000	15,386,000
<b>305000000</b>	<b>Tourism development and Promotion</b>	<b>8,050,000</b>	<b>0</b>	<b>1,221,600</b>	<b>6,828,400</b>
305010000	Tourism Promotion and Marketing	750,000	0	1,221,600	(471,600)
305020000	Tourism Infrastructural Development	7,300,000	0	0	7,300,000
<b>401000000</b>	<b>Preventive &amp; Promotive Health Services</b>	<b>434,366,242</b>	<b>7,785,236</b>	<b>44,164,572</b>	<b>382,416,434</b>
401030000	Health Infrastructure Development	24,645,672	0	0	24,645,672
401050000	Strategic Health Interventions	6,501,874	0	2,412,200	4,089,674
401060000	Emergency Referral and Rehabilitative Services	314,990,206	7,785,236	25,317,472	281,887,498
401070000	Essential Health Institutions and Services	88,228,490	0	16,434,900	71,793,590
<b>402000000</b>	<b>General administrative &amp; planning services</b>	<b>36,512,248</b>	<b>3,349,994</b>	<b>17,243,342</b>	<b>15,918,912</b>
402010000	Administration ,Project Planning and Implementation Services	36,362,248	3,349,994	17,243,342	15,768,912
402050000	Health policy, governance, planning and financing	150,000	0	0	150,000
<b>405000000</b>	<b>Preventive health services</b>	<b>31,022,446</b>	<b>0</b>	<b>13,182,800</b>	<b>17,839,646</b>
405040000	Community health Strategy, Advocacy and surveillance	31,022,446	0	13,182,800	17,839,646
<b>501000000</b>	<b>Education empowerment program</b>	<b>50,000,000</b>	<b>0</b>	<b>0</b>	<b>50,000,000</b>
501090000	Education Empowerment programme-Bursary	50,000,000	0	0	50,000,000
<b>502000000</b>	<b>Administration Planning and Support Services</b>	<b>4,000,000</b>	<b>0</b>	<b>0</b>	<b>4,000,000</b>
502020000	Headquarter Services	4,000,000	0	0	4,000,000

**COUNTY GOVERNMENT OF LAIKIPIA - EXECUTIVE**  
**Reports and Financial Statements**  
**For the quarter ended 31<sup>st</sup> December 2019**

504000000	Vocational training development	98,153,311	0	0	98,153,311
504010000	Infrastructure Improvement	98,153,311	0	0	98,153,311
505000000	Information Communication and Technology	4,000,000	0	287,800	3,712,200
505010000	Infrastructure Improvement	4,000,000	0	287,800	3,712,200
506000000	ECDE development	37,450,000	0	0	37,450,000
506010000	ECDE Infrastructure Improvement	37,450,000	0	0	37,450,000
507000000	Sports, Arts and Social Services	11,700,000	0	239,773	11,460,227
507010000	Talent Development Services	600,000	0	131,900	468,100
507030000	Social and Cultural Development	11,100,000	0	107,873	10,992,127
511000000	Education and Training	3,777,793	0	0	3,777,793
511010000	Vocational Education and Training	3,777,793	0	0	3,777,793
701000000	General Administration Planning and Support Services	2,552,775,000	544,645,586	835,368,563	1,172,760,851
701030000	County Administration-Laikipia East	2,500,000	500,000	317,200	1,682,800
701040000	County Administration-Laikipia West	2,500,000	0	343,800	2,156,200
701050000	County Administration-Laikipia North	1,500,000	0	201,500	1,298,500
701060000	Compensation to employee	2,546,275,000	544,145,586	834,506,063	1,167,623,351
702000000	County Administration	60,136,243	2,356,700	7,088,348	50,691,195
702010000	County Administration and Decentralised Services	9,150,000	0	0	9,150,000
702020000	County Administration Management	25,000,000	2,356,700	2,425,200	20,218,100
702050000	Public participation	13,499,000	0	1,738,098	11,760,902
702060000	Decentralised Services	4,000,000	0	433,300	3,566,700
702070000	Fleet and Logistics	4,500,000	0	797,650	3,702,350
702080000	County services delivery and result reporting	3,987,243	0	1,694,100	2,293,143
704000000	Administration and County Management Program	24,000,000	0	9,775,760	14,224,240
704030000	Legal Dues Fees, Arbitration initiative	24,000,000	0	9,775,760	14,224,240
705000000	Public Safety, Enforce and Disaster management	28,992,860	0	3,324,706	25,668,154
705010000	Disaster Reduction Management	6,500,000	0	1,217,100	5,282,900
705020000	Fire Services	5,500,000	0	0	5,500,000
705030000	Enforcement and Disaster Management	12,992,860	0	1,241,400	11,751,460
705040000	Alcohol Control Committee	4,000,000	0	866,206	3,133,794
706000000	Departmental administrative services/ Centralized services	46,700,000	9,348,900	6,645,250	30,705,850
706030000	Supply chain management services	7,700,000	317,500	2,702,650	4,679,850
706040000	Revenue collection services	39,000,000	9,031,400	3,942,600	26,026,000



**COUNTY GOVERNMENT OF LAIKPIA - EXECUTIVE**

**Reports and Financial Statements**

**For the quarter ended 31<sup>st</sup> December 2019**

	707000000	Financial Services	715,293,805	987,250	20,512,984	693,793,571
	707030000	Accounting and Reporting Services	20,500,000	987,250	2,617,370	16,895,380
	707040000	Revenue Management Services	32,600,000	0	0	32,600,000
	707060000	County Treasury administrative service	662,193,805	0	17,895,614	644,298,191
<b>708000000</b>		<b>Monitoring and Evaluation Services</b>	<b>40,900,000</b>	<b>3,194,100</b>	<b>15,887,759</b>	<b>21,818,141</b>
	708010000	National Integrated Monitoring and Evaluation	39,950,000	3,194,100	15,887,759	20,868,141
	708020000	Corporate Governance	950,000	0	0	950,000
<b>709000000</b>		<b>Administration and Support Services</b>	<b>108,746,090</b>	<b>0</b>	<b>44,000,000</b>	<b>64,746,090</b>
	709010000	Generation Administration and Support Services	4,000,000	0	0	4,000,000
	709020000	Infrastructural Facility	16,246,090	0	0	16,246,090
	709030000	managed specialized equipment and vehicles	88,500,000	0	44,000,000	44,500,000
<b>717000000</b>		<b>Intergovernmental relations</b>	<b>343,820,217</b>	<b>0</b>	<b>38,519,564</b>	<b>305,300,654</b>
	717010000	Grants and Transfers to Government entities	343,820,217	0	38,519,564	305,300,654
<b>718000000</b>		<b>Enhanced staff welfare</b>	<b>30,000,000</b>	<b>0</b>	<b>0</b>	<b>30,000,000</b>
	718010000	Car and mortgage -state officer	30,000,000	0	0	30,000,000
<b>721000000</b>		<b>Economic planning services</b>	<b>14,000,000</b>	<b>1,037,100</b>	<b>4,144,400</b>	<b>8,818,500</b>
	721010000	Integrated planning Services	8,000,000	178,500	3,035,400	4,786,100
	721050000	Research Statistics and Documentation	4,000,000	643,200	569,400	2,787,400
	721090000	Integrated Monitoring and Evaluation Services	2,000,000	215,400	539,600	1,245,000
<b>722000000</b>		<b>Human Capital Management and Development</b>	<b>3,863,000</b>	<b>0</b>	<b>1,810,180</b>	<b>2,052,820</b>
	722030000	Information and Records management	3,863,000	0	1,810,180	2,052,820
<b>723000000</b>		<b>Security and policing support services</b>	<b>61,000,140</b>	<b>0</b>	<b>8,579,464</b>	<b>52,420,676</b>
	723020000	Urban Facilities Management Services	61,000,140	0	8,579,464	52,420,676
<b>725000000</b>		<b>Public Finance Management Services</b>	<b>13,020,000</b>	<b>627,849</b>	<b>2,511,434</b>	<b>9,880,717</b>
	725030000	Internal Audit Service	13,020,000	627,849	2,511,434	9,880,717
<b>726000000</b>		<b>Development Planning Services</b>	<b>49,380,000</b>	<b>4,244,000</b>	<b>8,445,210</b>	<b>36,690,790</b>
	726010000	Integrated Planning Services	200,000	0	76,400	123,600
	726020000	Participatory Budgeting support services	15,750,000	0	4,478,360	11,271,640
	726030000	Research Statistics and Documentation service	1,480,000	0	167,900	1,312,100
	726040000	Programme monitoring and Evaluation	7,500,000	214,000	2,120,350	5,165,650
	726050000	Youth Development Empowerment Services	100,000	0	0	100,000
	726060000	Strategic Partnership and Collaboration	24,350,000	4,030,000	1,602,200	18,717,800
<b>902000000</b>		<b>Sports Improvement and Support Program</b>	<b>21,775,883</b>	<b>0</b>	<b>335,300</b>	<b>21,440,583</b>

**COUNTY GOVERNMENT OF LAIKIPIA - EXECUTIVE**

**Reports and Financial Statements**

**For the quarter ended 31<sup>st</sup> December 2019**

902050000	Sports promotion services	21,775,883	0	335,300	21,440,583
<b>904000000</b>	<b>Children Support Program</b>	<b>12,848,207</b>	<b>110,884</b>	<b>210,550</b>	<b>12,526,773</b>
904010000	Children institutions support program (CEDC)	12,848,207	110,884	210,550	12,526,773
<b>1001000000</b>	<b>General Administration, Planning and Support Services</b>	<b>182,736,995</b>	<b>0</b>	<b>1,500,000</b>	<b>181,236,995</b>
1001020000	Rural water supply and sanitation	182,736,995	0	1,500,000	181,236,995
<b>1003000000</b>	<b>Natural Resources Conservation and Management</b>	<b>18,019,589</b>	<b>0</b>	<b>4,591,192</b>	<b>13,428,397</b>
1003010000	Administration and Planning Services	11,019,589	0	2,645,092	8,374,497
1003020000	Personnel Services	5,000,000	0	1,205,500	3,794,500
1003030000	Strategic Project Monitoring and intervention	2,000,000	0	740,600	1,259,400
<b>1006000000</b>	<b>Environment and Natural Resources</b>	<b>20,300,000</b>	<b>0</b>	<b>0</b>	<b>20,300,000</b>
1006010000	Solid Waste Management	12,000,000	0	0	12,000,000
1006020000	Human-Wildlife Conflict Prevention	5,300,000	0	0	5,300,000
1006030000	Natural Resources Management	3,000,000	0	0	3,000,000
	<b>Grand Total</b>	<b>6,556,570,831</b>	<b>588,746,079</b>	<b>1,195,222,309</b>	<b>4,772,602,443</b>

**COUNTY GOVERNMENT OF LAIKIPIA - EXECUTIVE**  
**Reports and Financial Statements**  
**For the quarter ended 31<sup>st</sup> December 2019**

**X. COUNTY OWN GENERATED REVENUE PERFORMANCE STATEMENT**

	Final/Approved Budget FY 2019/20	Budget - Q1 FY 2019/20	Budget - Q2 FY 2019/20	Actual - Q1 FY 2019/20	Actual - Q2 FY 2019/20	% Realized (Q2)	Budget cumulative to date (Q1-Q2)	Actual cumulative revenue (Q1-Q2) FY 2019/20	% Realized to date (Q1-Q2)
	Kshs	Kshs	Kshs	Kshs	Kshs	Kshs	Kshs	Kshs	
<b>RECEIPTS</b>									
Land Rates	96,000,000	19,200,000	19,200,000	7,959,537	4,056,587	21.13	38,400,000.00	12,016,124	31.29
Business Permits	100,000,000	20,000,000	20,000,000	6,035,676	2,603,632	13.02	40,000,000.00	8,639,308	21.60
Cesses	35,000,000	7,000,000	7,000,000	4,351,670	7,796,140	111.37	14,000,000.00	12,147,810	86.77
Plot Rents	14,000,000	2,800,000	2,800,000	430,526	269,826	9.64	5,600,000.00	700,352	12.51
Administrative Service Fees	8,000,000	1,600,000	1,600,000	873,007	351,850	21.99	3,200,000.00	1,224,857	38.28
Various Fees	15,000,000	3,000,000	3,000,000	4,487,449	3,186,600	106.22	6,000,000.00	7,674,049	127.90
County's Natural Resources Exploitation	92,675,000	18,535,000	18,535,000	21,042,585	16,863,969	90.98	37,070,000.00	37,906,554	102.26
Market/Trade Centre Fee	18,000,000	3,600,000	3,600,000	2,402,206	2,896,739	80.46	7,200,000.00	5,298,945	73.60
Vehicle Parking Fees	95,000,000	19,000,000	19,000,000	17,382,971	16,694,754	87.87	38,000,000.00	34,077,725	89.68
Housing & Social Premises Use	20,000,000	4,000,000	4,000,000	5,093,476	3,980,355	99.51	8,000,000.00	9,073,831	113.42
Social Premises Use Charges	200,000	40,000	40,000	16,100	18,900	47.25	80,000.00	35,000	43.75
School Fees	65,000,000	13,000,000	13,000,000	-	-	-	26,000,000.00	-	-
Public Health Services	20,000,000	4,000,000	4,000,000	1,477,162	77,192,203	1,929.81	8,000,000.00	78,669,365	983.37
Health Centres Services/Hospital fee	350,000,000	70,000,000	70,000,000	54,369,465	-	-	140,000,000.00	54,369,465	38.84
Slaughter Houses Administration	27,000,000	5,400,000	5,400,000	3,564,561	3,652,010	67.63	10,800,000.00	7,216,571	66.82
Technical Services Fees	43,000,000	8,600,000	8,600,000	9,739,714	10,241,189	119.08	17,200,000.00	19,980,903	116.17
External Services Fees	8,000,000	1,600,000	1,600,000	685,850	153,697	9.61	3,200,000.00	839,547	26.24
<b>TOTAL</b>	<b>1,006,875,000</b>	<b>201,375,000</b>	<b>201,375,000</b>	<b>139,911,956</b>	<b>149,958,451</b>	<b>74.47</b>	<b>402,750,000.00</b>	<b>289,870,407</b>	<b>71.97</b>

The explanatory notes to these financial statements form an integral part of the financial statements. The financial statements were approved on 28 JAN 2020 and signed by:



Chief Officer – Finance Economic Planning and County Development

Head of Treasury - Accounting



**COUNTY GOVERNMENT OF LAIKIPIA - EXECUTIVE**  
**Reports and Financial Statements**  
**For the quarter ended 31<sup>st</sup> December 2019**

**XI. NOTES TO THE FINANCIAL STATEMENTS**

**1 EQUITABLE SHARE (EXCHEQUER RELEASES)**

	<b>FY 2019/20</b>	<b>FY 2018/19</b>
Total Exchequer Releases for quarter 1	655,837,200	430,608,000
Total Exchequer Releases for quarter 2	593,179,000	1,034,986,000
Total Exchequer Releases for quarter 3		583,135,000
Total Exchequer Releases for quarter 4		1,594,789,677
<b>Cumulative Amount</b>	<b>1,249,016,200</b>	<b>3,643,518,677</b>

*There was a decrease in equitable share releases for Q2 in this financial year as compared to a similar period last financial year, despite the increase in equitable share allocation from Kshs. 4,113,400,000 to Kshs. 4,177,800,000.*

*In Q2 FY 2019/20 the County did not receive the total disbursement for that quarter, disbursement expected was Kshs. 1,128,006,000 but only Kshs. 752,004,000 was received; of which Kshs. 158,825,000 was withdrawals by Assembly while Kshs. 593,179,000 recognised by the Executive.*

**2 TRANSFERS FROM NATIONAL GOVERNMENT ENTITIES**

Description	Q1	Q2	Q3	Q4	Cumulative	Comparative	Comparative
	2019/20	2019/20	2019/20	2019/20	FY 2019/20	Q2 2018/19	FY 2018/19
	Kshs	Kshs	Kshs	Kshs	Kshs	Kshs	Kshs
Transfers from Central government entities							
<i>Transfer from Ministry of Health</i>							
Leasing of medical equipment	-	-			-	-	200,000,000
Abolishment of user fees in health centers and dispensaries	-	-			-	-	9,968,208
<i>Transfer from Ministry of Education</i>							
Youth Polytechnics (Rehabilitation of village polytechnics)	-	-			-	-	-
<b>Transfers from Counties</b>							
Laikipia County Deposit Account	-	-			-	-	110,000,000
<b>TOTAL</b>	-	-	-	-	-	-	<b>319,968,208</b>

*No revenue for this category was received in the 2<sup>nd</sup> quarter*

**COUNTY GOVERNMENT OF LAIKIPIA - EXECUTIVE**  
**Reports and Financial Statements**  
**For the quarter ended 31<sup>st</sup> December 2019**

**NOTES TO THE FINANCIAL STATEMENTS (Continued)**  
**3 PROCEEDS FROM FOREIGN GRANTS**

Name of Donor	Q1 2019/20	Q2 2019/20	Q3 2019/20	Q4 2019/20	Cumulative FY 2019/20	Comparative Q2 2018/19	Comparative FY 2018/19
	Kshs	Kshs	Kshs	Kshs	Kshs	Kshs	Kshs
Grants Received from Bilateral Donors (Foreign Governments)							
Mare Stopes	-	-					20,000
Grants Received from Multilateral Donors (International Organizations)							
DANIDA - Universal Healthcare in Devolved Units Programme	-	6,140,625			6,140,625	7,543,125	15,086,250
World Bank – Transforming Health Care Systems for Universal Care Project (THSUCP)	-	-			-	6,427,477	42,077,093
World Bank - Kenya Devolution Support Programme (KDSP)	-	-			-	-	161,558,585
World Bank - Kenya Urban Support Programme (KUSP)	-	-			-	-	91,200,000
Agriculture Sector Development Support Project (ASDSP)	-	-			-	-	7,062,611
World Bank - Kenya Climate Smart Agriculture Project (KCSAP)	-	50,214,821			50,214,821	39,402,608	39,402,608
EU IDEAS	-	-			-	73,027,291	73,027,291
UNICEF - Primary Health Care Grant	-	1,348,200			1,348,200	-	10,941,217
World Bank TITS Project	-	-			-	-	4,000
Kenya Urban Support Grant	-	-			-	50,000,000	-
<b>TOTAL</b>	-	<b>57,703,646</b>	-	-	<b>57,703,646</b>	<b>176,400,501</b>	<b>440,379,655</b>

*The County has a total budget of Kshs. 1,207,535,643 for foreign grants in FY 2019/20, in the 1<sup>st</sup> quarter none was received while in the 2<sup>nd</sup> quarter only 3 grants were received amounting to 57,703,646 AS*

**COUNTY GOVERNMENT OF LAIKIPIA - EXECUTIVE**  
**Reports and Financial Statements**  
**For the quarter ended 31<sup>st</sup> December 2019**

**NOTES TO THE FINANCIAL STATEMENTS (Continued)**

<b>CONDITIONAL GRANTS</b>	<b>APPROVED BUDGET FY 2019/20</b>	<b>ACTUAL Q1 FY 2019/20</b>	<b>ACTUAL Q2 FY 2019/20</b>
<b>Conditional Grants</b>			
User fee forgone	9,968,208	-	-
Lease of medical equipment's	131,914,894	-	-
Vocational Training Grant	79,153,311	-	-
Transforming Health Systems for Universal Care Project	88,228,490	-	-
Kenya Climate Smart Agriculture Project	236,763,388	-	50,214,821
Kenya Devolution Support Project level 1	71,121,027	-	-
Kenya Urban Support Project (Urban Development Grant)	99,783,080	-	-
DANIDA Grant	12,281,250	-	-
EU Ideas	104,166,406	-	-
Agricultural Sector Development Support Programme	37,397,616	-	-
Kenya Urban Support Project (Urban Institutional Grant)	8,800,000	-	-
Urban institutional grant	41,200,000	-	-
Kenya Urban Support Project (Urban Institutional Grant)	50,000,000	-	-
KDSP level 2 investment grant	272,699,190	-	-
Others: UNICEF	14,058,783	-	1,348,200
<b>TOTAL REVENUE BUDGET</b>	<b>1,207,535,643</b>	<b>-</b>	<b>57,703,646</b>

**COUNTY GOVERNMENT OF LAIKIPIA - EXECUTIVE**  
**Reports and Financial Statements**  
**For the quarter ended 31<sup>st</sup> December 2019**

**NOTES TO THE FINANCIAL STATEMENTS (Continued)**

**4 FUEL LEVY ALLOCATION**

	Q1 2019/20	Q2 2019/20	Q3 2019/20	Q4 2019/20	Cumulative FY 2019/20	Comparative Q2 2018/19	Comparative FY 2018/19
	Kshs	Kshs	Kshs	Kshs	Kshs	Kshs	Kshs
Road Maintenance Fuel Levy Fund	-	29,647,406			29,647,406	26,143,057	135,272,032
<b>TOTAL</b>	-	<b>29,647,406</b>	-	-	<b>29,647,406</b>	<b>26,143,057</b>	<b>135,272,032</b>

*The County has a total budget of Kshs. 178,468,920 for Fuel Levy in FY 2019/20. No revenue for this category was received in 1<sup>st</sup> quarter, while in the 2<sup>nd</sup> Quarter an amount of Ksh. 29,647,406 was received.*

**5 SUMMARY OF COUNTY OWN GENERATED REVENUES**

RECEIPTS	Q1 2019/20	Q2 2019/20	Q3 2019/20	Q4 2019/20	Cumulative FY 2019/20	Comparative Q2 2018/19	Comparative FY 2018/19
	Kshs	Kshs	Kshs	Kshs	Kshs	Kshs	Kshs
Land Rates	7,959,537	4,056,587			12,016,124	3,979,921	110,341,029
Business Permits	6,035,676	2,603,632			8,639,308	-	82,305,514
Cesses	4,351,670	7,796,140			12,147,810	7,143,811	24,792,005
Plot Rents	430,526	269,826			700,352	1,048,563	7,873,273
Administrative Service Fees	873,007	351,850			1,224,857	281,572	5,743,000
Natural Resources Exploitation	21,042,585	16,863,969			37,906,554	14,807,208	83,956,469
Market/Trade Centre fees	2,402,206	2,896,739			5,298,945	2,912,120	13,694,293
Vehicle Parking Fees	17,382,971	16,694,754			34,077,725	14,759,201	71,375,313
Housing	5,093,476	3,980,355			9,073,831	3,554,940	17,668,596
Social Premise Use Charges	16,100	18,900			35,000	12,339	157,500
Other Education Related Fees	-	-			-	40,611	86,100
Public Health Facilities Operations	55,846,627	77,192,203			133,038,830	115,143,800	321,510,824

**COUNTY GOVERNMENT OF LAIKIPIA - EXECUTIVE**  
**Reports and Financial Statements**  
**For the quarter ended 31<sup>st</sup> December 2019**

Slaughter Houses Administration	3,564,561	3,652,010		7,216,571	2,464,323	12,852,820
Technical Service Fees	9,739,714	10,241,189		19,980,903	3,434,214	29,336,289
External Service Fees	685,850	153,697		839,547	341,958	4,229,201
Consent to charge fee/ Property certificate	-	-		-		15,000
Encroachment fees	694,449	316,400		1,010,849	395,000	4,048,960
Impounding charges	76,000	46,500		122,500	45,700	160,050
Court fines	83,000	40,000		123,000	79,520	286,120
Liquor licenses	3,634,000	2,783,700		6,417,700	2,218,619	25,337,800
<b>TOTAL</b>	<b>139,911,956</b>	<b>149,958,451</b>	<b>-</b>	<b>289,870,407</b>	<b>172,663,420</b>	<b>815,770,156</b>

- *There was decline in Land rates collected in Q2 as compared to Q1 since in Quarter 1 most payers took advantage of the waiver to settle their arrears.*
- *Business permits are paid on a calendar year hence the declining trend as the end year approaches, which explains also explains the decline in External Services fees and Encroachment fees which are invoiced simultaneously with business permits*
- *There was a tremendous improvement in livestock cess due to the festive season (Rumuruti and Minyalak market)*
- *Administrative fees include Debts clearance certificate fees, Plot transfer fees and Business subletting fees*
- *Natural Resources Exploitation - there was improvement in falls collection but the rains adversely affected collection of sand cess at Naibor weigh bridge, and the water companies did not remit 6m as at the closure of the half year hence the decline*
- *Improvement in collection of hospital revenue (NHIF fee) caused the significant change for Public Health Facilities Operations revenue*
- *The period for collection of liquor fee was between July-December 2019 hence most liquor fees was paid during Q1 as compared to Q2*

**6 RETURNS TO CRF**

	Q1 2019/20 Kshs	Q2 2019/20 Kshs	Q3 2019/20 Kshs	Q4 2019/20 Kshs	Cumulative FY 2019/20 Kshs	Comparative Q2 2018/19 Kshs	Comparative FY 2018/19 Kshs
Returns to CRF	2,958,156	-			2,958,156	-	25,497,796
<b>TOTAL</b>	<b>2,958,156</b>	<b>-</b>	<b>-</b>	<b>-</b>	<b>2,958,156</b>	<b>-</b>	<b>25,497,796</b>

*This refers to funds appropriated in FY 2018/19 but remained unapplied by the close of the financial year, there were no CRF Returns in Q2*



**COUNTY GOVERNMENT OF LAIKIPIA - EXECUTIVE**  
**Reports and Financial Statements**  
**For the quarter ended 31<sup>st</sup> December 2019**

**NOTES TO THE FINANCIAL STATEMENTS (Continued)**

**7 COMPENSATION OF EMPLOYEES**

	Q1 2019/2020	Q2 2019/2020	Q3 2019/2020	Q4 2019/2020	Cumulative FY 2019/20	Comparative Q2 2018/2019	Comparative FY 2018/2019
	Kshs	Kshs	Kshs	Kshs	Kshs	Kshs	Kshs
Basic salaries of permanent employees	(502,829,051)	(655,635,347)			(1,158,464,398)	(807,791,543)	(2,318,025,953)
Basic wages of temporary employees	(38,256,383)	(44,348,298)			(82,604,681)	(55,074,722)	(162,772,976)
Personal allowances paid as part of salary	(49,560)	-			(49,560)	(285,500)	-
Personal allowances paid as reimbursements	-	-			-	(51,300)	-
Pension and other social security contributions	(8,766,282)	(66,664,500)			(75,430,782)	-	(135,359,882)
<b>TOTAL</b>	<b>(549,901,276)</b>	<b>(766,648,145)</b>	-	-	<b>(1,316,549,421)</b>	<b>(863,203,065)</b>	<b>(2,616,158,811)</b>

*The number of employees as at December 2019 was 3,020; 1,712 permanents, 197 contractual, 294 casuals, 113 interns 704 ECDE teachers as compared to an average of 2,800 in Q1 FY 2019/20.*

**COUNTY GOVERNMENT OF LAIKIPIA - EXECUTIVE**  
**Reports and Financial Statements**  
**For the quarter ended 31<sup>st</sup> December 2019**

**NOTES TO THE FINANCIAL STATEMENTS (Continued)**

**8 USE OF GOODS AND SERVICES**

	Q1 2019/20	Q2 2019/20	Q3 2019/20	Q4 2019/20	Cumulative FY 2019/20	Comparative Q2 2018/19	Comparative FY 2018/19
	Kshs	Kshs	Kshs	Kshs	Kshs	Kshs	Kshs
Utilities, supplies and services	(1,962,846)	(15,390,061)			(17,352,907)	(6,078,840)	(41,145,661)
Communication, supplies and services	(1,071,494)	(5,365,546)			(6,437,040)	(4,176,718)	(23,000,787)
Domestic travel and subsistence	(21,647,199)	(62,479,154)			(84,126,353)	(35,558,500)	(178,869,709)
Foreign travel and subsistence	(170,380)	(1,517,200)			(1,687,580)	(744,600)	(6,813,306)
Printing, advertising and information supplies & services	-	(3,857,835)			(3,857,835)	(9,046,465)	(26,666,596)
Rentals of produced assets	-	(44,018,200)			(44,018,200)	(2,200,330)	(10,449,047)
Training expenses	(1,679,400)	(6,735,134)			(8,414,534)	(8,439,767)	(38,180,542)
Hospitality supplies and services	(7,485,800)	(20,532,188)			(28,017,988)	(26,036,948)	(75,956,438)
Insurance costs	-	(75,000,000)			(75,000,000)	(727,640)	(160,677,015)
Specialized materials and services	-	(343,556)			(343,556)	(63,323,271)	(307,738,102)
Office and general supplies and services	(2,061,400)	(8,072,537)			(10,133,937)	(13,262,605)	(56,611,932)
Other operating expenses	(1,717,600)	(25,859,471)			(27,577,071)	(42,518,060)	(52,055,726)
Routine maintenance – other assets	-	(941,507)			(941,507)	(2,053,832)	(32,973,034)
Routine maintenance – vehicles and other transport equipment	-	(1,027,280)			(1,027,280)	(9,508,194)	(116,039,940)
Fuel, oils and lubricants	-	(9,104,680)			-	(10,523,884)	(11,834,539)
<b>TOTAL</b>	<b>(37,796,119)</b>	<b>(280,244,347)</b>	-	-	<b>(308,935,786)</b>	<b>(234,199,654)</b>	<b>(1,139,012,373)</b>

*There was increase in expenditure for Q2 as compared to Q1 since in Q1 the county was operating on a 30% vote on account on recurrent which was implemented late in the quarter, while in Q2 the county budget had been approved as was fully operational thus more expenditure*

**COUNTY GOVERNMENT OF LAIKIPIA - EXECUTIVE**

**Reports and Financial Statements**

**For the quarter ended 31<sup>st</sup> December 2019**

**NOTES TO THE FINANCIAL STATEMENTS (Continued)**

**9 TRANSFERS TO OTHER GOVERNMENT ENTITIES**

Description	Q1 2019/20	Q2 2019/20	Q3 2019/20	Q4 2019/20	Cumulative FY 2019/20	Comparative Q2 2018/19	Comparative FY 2018/19
	Kshs	Kshs	Kshs	Kshs	Kshs	Kshs	Kshs
Current Grants to Government Agencies and other Levels of Government	(187,800)	(69,404,188)			(69,591,988)	(83,874,849)	(187,254,046)
Other Capital Grants and Trans	-	-			-	-	(200,000,000)
Laikipia County-Co-operative Fund	-	-			-	-	(20,000,000)
<b>TOTAL</b>	<b>(187,800)</b>	<b>(69,404,188)</b>	<b>-</b>	<b>-</b>	<b>(69,591,988)</b>	<b>(83,874,849)</b>	<b>(407,254,046)</b>

*The expenditure incurred under this category relates to activities support by various grants. In Q1 the county was operating on a 30% vote on account on recurrent which was implemented late in the quarter, while in Q2 the county budget had been approved and was fully operational thus more expenditure*

**10 OTHER GRANTS AND TRANSFERS**

	Q1 2019/20	Q2 2019/20	Q3 2019/20	Q4 2019/20	Cumulative FY 2019/20	Comparative Q2 2018/19	Comparative FY 2018/19
	Kshs	Kshs	Kshs	Kshs	Kshs	Kshs	Kshs
Scholarships and other educational benefits	(110,884)	(91,300)			(202,184)	(892,400)	(56,831,027)
Emergency relief and refugee assistance	-	-			-	-	(4,240,002)
Subsidies to small businesses, cooperatives, and self employed	-	-			-	(10,642,870)	(6,179,705)
<b>TOTAL</b>	<b>(110,884)</b>	<b>(91,300)</b>	<b>-</b>	<b>-</b>	<b>(202,184)</b>	<b>(11,535,270)</b>	<b>(67,250,734)</b>

*The expenditure incurred under this category relates to school fees paid for students of Laikipia Rescue and Rehabilitation Centre*

**COUNTY GOVERNMENT OF LAIKIPIA - EXECUTIVE**

**Reports and Financial Statements**

**For the quarter ended 31<sup>st</sup> December 2019**

**NOTES TO THE FINANCIAL STATEMENTS (Continued)**

**11 ACQUISITION OF ASSETS**

	Q1	Q2	Q3	Q4	Cumulative	Comparative	Comparative
	2019/20	2019/20	2019/20	2019/20	FY 2019/20	Q2 2018/19	FY 2018/19
	Kshs	Kshs	Kshs	Kshs	Kshs	Kshs	Kshs
<b>Non-Financial Assets</b>							
Purchase of Buildings	-	-	-	-	-	-	-
Construction of Buildings	-	-	-	-	-	(56,454,822)	(237,154,408)
Refurbishment of Buildings	-	-	-	-	-	(2,012,587)	(41,432,601)
Construction of Roads	-	(38,739,073)	-	-	(38,739,073)	(78,414,177)	(288,311,869)
Construction and Civil Works	-	(37,067,964)	-	-	(37,067,964)	(82,347,908)	(324,887,107)
Purchase of Vehicles and Other Transport Equipment	-	-	-	-	-	(5,371,034)	(111,017,829)
Overhaul of Vehicles and Other Transport Equipment	-	-	-	-	-	-	(7,478,804)
Purchase of Household Furniture and Institutional Equipment	-	(3,995)	-	-	(3,995)	(5,865,994)	(5,336,211)
Purchase of Office Furniture and General Equipment	-	(1,035,434)	-	-	(1,035,434)	(1,921,006)	(9,289,288)
Purchase of ICT Equipment	-	-	-	-	-	(4,602,412)	(10,395,595)
Purchase of Specialised Plant, Equipment and Machinery	-	(12,450)	-	-	(12,450)	(76,749,858)	(59,746,642)
Rehabilitation and Renovation of Plant, Machinery and Equip.	-	-	-	-	-	-	(11,824,119)
Purchase of Certified Seeds, Breeding Stock and Live Animals	-	-	-	-	-	(1,661,850)	(9,590,585)
Research, Studies, Project Preparation, Design & Supervision	(750,000)	(1,975,413)	-	-	(2,725,413)	(1,649,875)	(4,591,696)
Rehabilitation of Civil Works	-	-	-	-	-	(520,500)	(87,915,787)
Acquisition of Strategic Stocks and commodities	-	-	-	-	-	-	(245,117)
Acquisition of Intangible Assets	-	-	-	-	-	-	(4,719,785)
<b>TOTAL</b>	<b>(750,000)</b>	<b>(78,834,329)</b>	<b>-</b>	<b>-</b>	<b>(79,584,329)</b>	<b>(317,572,023)</b>	<b>(1,213,937,444)</b>

*In Q2 the county budget had been approved and was fully operational thus more expenditure as compared to Q1 when the county was operating on a 30% vote on account on recurrent which was implemented late in the quarter.*

**COUNTY GOVERNMENT OF LAIKIPIA - EXECUTIVE**  
**Reports and Financial Statements**  
**For the quarter ended 31<sup>st</sup> December 2019**

**NOTES TO THE FINANCIAL STATEMENTS (Continued)**  
**12 A BANK ACCOUNTS**

Name of Bank, Account No. & Currency	Indicated whether recurrent or development	Q1 2019/2020	Q2 2019/2020	Q3 2019/2020	Q4 2019/2020	Comparative Q2 2018/2019	Comparative FY 2018/2019
		Kshs	Kshs	Kshs	Kshs	Kshs	Kshs
<b>Central Bank of Kenya Accounts</b>							
Laikipia County Revenue Fund Account - 1000171262	RECURRENT/ DEVELOPMENT	532,488,243	33,532,332			82,291,687	269,775,187
Laikipia County Recurrent Account- 1000171208	RECURRENT	304,485	18,650,273			428,609	26,893,735
Laikipia County Development Account - 1000171162	DEVELOPMENT	-	12,088,427			25,401,178	24,876,660
Laikipia County Roads Maintenance Levy Fund Account - 1000285842	DEVELOPMENT	59,879,295	28,140,222			72,590,652	59,879,295
Laikipia County Health Services Account - 1000285858	DEVELOPMENT	26,653,455	10,073,505			75,140,750	28,227,855
Laikipia County Agricultural Sector Development Support Program Account - 1000372087	DEVELOPMENT	8,248,566	4,217,228			-	8,436,366
Laikipia County Agriculture Special Purpose Account - 1000363312		-	-			78,707,291	-
Laikipia County Kenya Climate Smart Agriculture Project Account - 1000367717	RECURRENT/ DEVELOPMENT	28,138,846	85,357,649			42,402,608	28,138,846
Laikipia County Health FIF Account - 1000392959	RECURRENT	3,554	3,628,725			-	7,539,024
Laikipia County Ideas-Led Account - 1000363312	RECURRENT/ DEVELOPMENT	65,848,356	46,753,273			-	65,848,356
Laikipia County Kenya Urban Support Program - 1000372141	DEVELOPMENT	49,783,080	49,783,080			50,000,000	49,783,080

**COUNTY GOVERNMENT OF LAIKIPIA - EXECUTIVE**  
**Reports and Financial Statements**  
**For the quarter ended 31<sup>st</sup> December 2019**

	RECURRENT/ DEVELOPMENT	18,720,013	18,720,013				28,525,000	18,720,013
Laikipia County Village Polytechnic Project - 1000368896	DEVELOPMENT	23,801,339	49,649,827				-	23,789,616
Laikipia County Deposit Account - 1000285834	DEVELOPMENT	41,200,000	32,400,000				-	41,200,000
Laikipia County Urban Institution Grant Account - 100414235	DEVELOPMENT	-	98,932,037				-	-
Laikipia County Kenya Devolution Support Program Account - 1000418451	RECURRENT/ DEVELOPMENT	-	-				-	-
Laikipia County Revenue Board Account - 1000376503	RECURRENT/ DEVELOPMENT	-	-				-	-
<b>Total</b>		<b>855,069,231</b>	<b>491,926,589</b>	<b>-</b>	<b>-</b>	<b>455,487,775</b>	<b>653,108,033</b>	

**13B CASH IN HAND**

	Q1 2019/20 Kshs	Q2 2019/20 Kshs	Q3 2019/20 Kshs	Q4 2019/20 Kshs	Comparative FY 2018/19 Kshs
Cash in Hand – Held in domestic currency	-	-	-	-	-
Cash in Hand – Held in foreign currency	-	-	-	-	-
<b>Total</b>	<b>-</b>	<b>-</b>	<b>-</b>	<b>-</b>	<b>-</b>

Cash in hand should be analysed as follows:

	Q1 2019/20 Kshs	Q2 2019/20 Kshs	Q3 2019/20 Kshs	Q4 2019/20 Kshs	Comparative FY 2018/19 Kshs
Location 1	-	-	-	-	-
Location 2	-	-	-	-	-
<b>Total</b>	<b>-</b>	<b>-</b>	<b>-</b>	<b>-</b>	<b>-</b>

**COUNTY GOVERNMENT OF LAIKIPIA - EXECUTIVE**  
**Reports and Financial Statements**  
**For the quarter ended 31<sup>st</sup> December 2019**

**NOTES TO THE FINANCIAL STATEMENTS (Continued)**

**14 ACCOUNTS RECEIVABLE**

	Q1 2019/20	Q2 2019/20	Q3 2019/20	Q4 2019/20	Comparative Q2 2018/19	Comparative FY 2018/19
	Kshs	Kshs	Kshs	Kshs	Kshs	Kshs
Government Imprests	8,011,757	32,269,082	-	-	-	-
Clearance Accounts	-	-	-	-	-	-
Staff Advances	-	-	-	-	-	-
Retention and insurance claims	-	-	-	-	-	-
<b>Total</b>	<b>8,011,757</b>	<b>32,269,082</b>	<b>-</b>	<b>-</b>	<b>-</b>	<b>-</b>

*See Annex 1 for detailed list of Imprest holders*

**15 ACCOUNTS PAYABLES**

	Q1 2019/20	Q2 2019/20	Q3 2019/20	Q4 2019/20	Comparative Q2 2018/19	Comparative FY 2018/2019
	Kshs	Kshs	Kshs	Kshs	Kshs	Kshs
Deposits and Retentions	(23,801,339)	(49,649,827)	-	-	-	(23,789,616)
<b>Total</b>	<b>(23,801,339)</b>	<b>(49,649,827)</b>	<b>-</b>	<b>-</b>	<b>-</b>	<b>(23,789,616)</b>

*There was increase in accounts payables due to transfer of motor vehicle leasing fees of 44 million to the deposit account*

**16 FUND BALANCE BROUGHT FORWARD**

	Q1 2019/20	Q2 2019/20	Q3 2019/20	Q4 2019/20	Comparative Q2 2018/19	Comparative FY 2018/19
	Kshs	Kshs	Kshs	Kshs	Kshs	Kshs
Bank accounts	653,108,033	855,069,231	-	-	555,679,660	798,739,607
Cash in hand	-	-	-	-	-	-
Accounts Receivables	-	8,011,757	-	-	-	4,206,387
Accounts Payables	(23,789,616)	(23,801,339)	-	-	-	(110,420,694)
<b>TOTAL</b>	<b>629,318,417</b>	<b>839,279,650</b>	<b>-</b>	<b>-</b>	<b>555,679,660</b>	<b>692,525,300</b>

**COUNTY GOVERNMENT OF LAIKIPIA - EXECUTIVE**  
**Reports and Financial Statements**  
**For the quarter ended 31<sup>st</sup> December 2019**

**XII. OTHER IMPORTANT DISCLOSURES**

**1. PENDING ACCOUNTS PAYABLE**

Description	Q1 FY 2019/20	Q2 FY 2019/20	Q3 FY 2019/20	Q4 FY 2019/20
Construction of buildings	166,986,427	101,593,360		
Construction of civil works	505,040,178	448,110,031		
Supply of goods	160,102,276	286,146,091		
Supply of services	83,994,504	63,101,289		
<b>Total</b>	<b>916,123,385</b>	<b>898,950,771</b>		

*See Annex 5 for detailed list on pending list*

**2. BANK BALANCES FOR COMMERCIAL BANKS**

Name of Bank & Account No.	Currency	Type of Account	Ex.rate (if in foreign currency)	31ST DECEMBER 2019
Laikipia County Coop Dev A/C 01141366165000	KES	REC/DEV	-	8,948,513.60
Laikipia County Standing Imprest A/C 01141266378701	KES	REC/DEV	-	
Laikipia County Standing Imprest A/C 01141366378701	KES	REC/DEV	-	1,913,990.24
Miss Tourism Laikipia County Sponsorship Account. A/C No. 01141369666800	KES	REC	-	500.00
Laikipia East Collection - Laikipia County Revenue A/C 01141366378700	KES	COLLECTION A/C	-	-
Laikipia West Revenue Collection A/C 01141501762300	KES	COLLECTION A/C	-	13,310.00
Laikipia County Liquor Licence Collection Account A/C 01141366233700	KES	COLLECTION A/C	-	3,700.00
Laikipia County Debt Collection A/C.01141369499600	KES	COLLECTION A/C	-	-
Laikipia County Car and Mortgage A/C.01141369432600	KES	DEV	-	1,668,509.20
Laikipia -FAO CA Project A/C 01141367861300	KES	REC/DEV	-	-



**COUNTY GOVERNMENT OF LAIKIPIA - EXECUTIVE**  
**Reports and Financial Statements**  
**For the quarter ended 31<sup>st</sup> December 2019**

Nyahuru County Hospital FIF Collection A/C.1198224266	KES	COLLECTION A/C	-	-
Laikipia County Amaya Triangle A/C .1227284470	KES	REC	-	-
Rumuruti Sub County Collection Account. A/C No. 123509348	KES	COLLECTION A/C	-	-
Doldol Sub-County Hospital Collection Account. A/C No. 1235093808	KES	COLLECTION A/C	-	-
Nanyuki Teaching & Referral Hospital Collection. A/C No. 1198115610	KES	COLLECTION A/C	-	-
Laikipia County Enterprise Fund A/C No.1176375156	KES	REC/DEV	-	25,086,245.50
Nanyuki Teaching & Ref Hospital FIF A/C 064000063932	KES	COLLECTION A/C	-	59,911.45
Doldol Sub County Hospital Imprest A/C 064000064784	KES	REC/DEV	-	(368.56)
Nanyuki Teaching & Ref Hospital Imprest A/C 064000064087	KES	REC/DEV	-	(4,676.06)
Laikipia County Health Services A/C 064000063891	KES	REC/DEV	-	890,383.82
Doldol Sub County Hospital FIF A/C 064000064783	KES	COLLECTION A/C	-	108,530.00
Laikipia County Bursary Fund A/C No. 064000065823	KES	REC	-	10,566,453.00
Nyahuru Dist Hospital FIF A/C 023000027049	KES	COLLECTION A/C	-	83,219.00
Rumuruti Sub County Hospital FIF A/C 023000027937	KES	COLLECTION A/C	-	1,831.00
Rumuruti Sub County Hospital Imprest A/C 023000027935	KES	REC/DEV	-	(738.35)
Nyahuru Dist Hospital FIF Imprest A/C 023000027214	KES	REC/DEV	-	(1,366.14)
Laikipia Agricultural Sector Development Support Program A/C 0270277391768	KES	DEV	-	-
Nyahuru County Hospital FIF Collection A/C 0160277369204	KES	COLLECTION A/C	-	-
Doldol Sub County Hospital FIF Collection A/C.0270277366538	KES	COLLECTION A/C	-	-
Laikipia Health Sector Service. A/C No. 0270277186808	KES	REC/DEV	-	-
Rumuruti Sub County Hospital FIF Collection A/C 0160277369169	KES	COLLECTION A/C	-	-
Laikipia County Kenya Climate Smart Agriculture Project. A/C.0270278624516	KES	REC/DEV	-	-
Laikipia County Enterprise Development Fund A/C No.0270276405340	KES	REC/DEV	-	-
Nanyuki Teaching & Ref Hospital FIF Collection A/C 0270277366573	KES	COLLECTION A/C	-	-
Laikipia County Revenue Board A/C No.01141369182100	KES	REC/DEV	-	6,646.12
Laikipia County Development Authority A/C 0270279074923	KES	REC/DEV	-	5,549,880.00
Laikipia County VTCS Operations A/C 0270279075164	KES	REC/DEV	-	-
Laikipia County VTCS Collection A/C 0270279074814	KES	REC/DEV	-	452,450.00

**COUNTY GOVERNMENT OF LAIKIPIA - EXECUTIVE**  
**Reports and Financial Statements**  
**For the quarter ended 31<sup>st</sup> December 2019**

Nanyuki Vocational Training Centre 1129369635000	KES					-	-
Nyahururu Vocational Training Centre 1129369634800	KES					-	-
Rumuruti Vocational Training Centre 1129369622000	KES					-	-
Tigithi Vocational Training Centre 1129369621700	KES					-	-
Wiyumiririe Vocational Training Centre 1129369602100	KES					-	-
Sipili Vocational Training Centre 1129369600000	KES					-	-
Salama Vocational Training Centre 1129369599900	KES					-	-
Marmamet Vocational Training Centre 1129369599800	KES					-	-
Mohotetu Vocational Training Centre 1129368995000	KES					-	-
Olmoran Vocational Training Centre 1129368995100	KES					-	-
County Government of Laikipia Funding Account 2041834296	KES					-	-
<b>TOTAL</b>							<b>55,346,923.82</b>

**COUNTY GOVERNMENT OF LAIKIPIA - EXECUTIVE**

**Reports and Financial Statements**

**For the quarter ended 31<sup>st</sup> December 2019**

**XIII. ANNEX 1 – ANALYSIS OF OUTSTANDING IMPREST**

Name of Officer or Institution	Date Imprest Taken	Amount Taken	Amount Surrendered	Balance
ALICE WANJIRA MBAKI	26-08-19	550,000	-	550,000
DAVID WACHIRA KAMAU	26-08-19	550,000	-	550,000
LUCY MUTHONI MAINA	26-08-19	550,000	-	550,000
ANN MUTHONI GATHERU	13-09-19	100,000	-	100,000
JOYCE WANGUI MWIRIGI	13-09-19	300,000	-	300,000
MICHAEL MUTURI KINGA	13-09-19	471,500	-	471,500
LUCY MURUGI	13-09-19	486,557	-	486,557
JOHN NIUGUNA NGUMBA	18-09-19	141,700	-	141,700
EMMA NJOKI NGUGI	18-09-19	250,000	-	250,000
PATRICK KIMENYI MUTERU	18-09-19	100,000	-	100,000
RUTH WAMBUJI NGUGI	19-09-19	960,000	-	960,000
ELIZABETH WANGARI MWANGI	24-09-19	50,000	-	50,000
JACKSON MAINA KIBOCHA	02-10-19	403,000	-	403,000
GILBERT NJAGI STEPHEN	07-10-19	100,000	-	100,000
LYDIA GATHONI KINYUA	07-10-19	50,000	-	50,000
MARY WAMINJA NG'ANG'A	07-10-19	100,000	-	100,000
ROSE NYAMBURA MAITAI	07-10-19	300,000	-	300,000
ELIJAH KAIRU KARIUKI	16-10-19	395,000	-	395,000
EVANS KAMAU NDUJA	16-10-19	200,000	-	200,000
NIENGA KAHIRO	16-10-19	250,000	-	250,000
JAMES MUMO NDETI	16-10-19	630,000	-	630,000
ELIZABETH WANGARI MWANGI	16-10-19	524,250	-	524,250
ANNETTE WAMBUI MURIUKI	16-10-19	360,000	-	360,000
FLORENCE JANE NYAMBURA KIMOTHO	17-10-19	50,000	-	50,000
JOHN EKALE ARUMA	17-10-19	52,500	-	52,500
SAMUEL KARANJA NJORA	17-10-19	640,000	-	640,000
PATRICIA WANGUI	17-10-19	52,500	-	52,500
FLORENCE MUTHONI KARIUKI	17-10-19	52,140	-	52,140
VIRGINIA NYAGUTHIII WAHOME	17-10-19	480,000	-	480,000
TIMOTHY KANGANGA WAMITI	17-10-19	52,500	-	52,500
MARGARET MUMBI MWAGO	17-10-19	63,000	-	63,000
CHRISTINE CHEPKOECH KIBET	17-10-19	52,500	-	52,500
NTUSHAT BENSON SURURU	17-10-19	52,500	-	52,500
TERESIA KARAMBU MUNGANIA	17-10-19	24,150	-	24,150
ALEX NGETHA KABUKI	17-10-19	50,000	-	50,000

**COUNTY GOVERNMENT OF LAIKIPIA - EXECUTIVE**  
**Reports and Financial Statements**  
**For the quarter ended 31<sup>st</sup> December 2019**

CAROLINE WAITHIRA MUGO	17-10-19	85,000	-	85,000
ANNAH WAMBUI MAINA	17-10-19	100,000	-	100,000
GODFREY MAMBO WAMBUGU	17-10-19	100,000	-	100,000
CATHERINE W WAINAINA	17-10-19	50,000	-	50,000
TERESIAH WANJIRU MAINA	17-10-19	70,000	-	70,000
JANET GATHONI MUTHEE	17-10-19	52,150	-	52,150
TERESIA KARAMBU MUNGANIA	17-10-19	30,000	-	30,000
NICHOLAS TIROP BIWOTT	28-10-19	148,100	-	148,100
EZEKIEL KIAMA KAARA	05-11-19	550,000	-	550,000
VERONICA WANGARI WAMBUGU	05-11-19	920,000	-	920,000
ANNE WAIRIMU NDAMBIRI	05-11-19	100,000	-	100,000
CHARLES MAINA NGINYA	05-11-19	100,000	-	100,000
ALEXANDER MAINA MWANGI	06-11-19	150,000	-	150,000
MOSES MUREITHI WACHIRA	06-11-19	450,000	-	450,000
MONICAH WANJIRU MACHARIA	06-11-19	70,300	-	70,300
JOSEPH NGARI MUNYIRI	06-11-19	100,000	-	100,000
NIENGA KAHIRO	12-11-19	220,000	-	220,000
ELIZABETH MUTHONI KARIUKI	09-12-19	350,000	-	350,000
WINNIE GATHONI MWANGI	09-12-19	320,000	-	320,000
LAIYANTA KIRAMBA KIMIRI	09-12-19	270,000	-	270,000
PUNDEN AMOS	09-12-19	75,000	-	75,000
JANE NJERI KAMAU	09-12-19	250,000	-	250,000
DAVID WACHIRA KAMAU	09-12-19	500,000	-	500,000
VIRGINIA NYAGUTHII WAHOME	09-12-19	747,600	-	747,600
TIMOTHY KANGANGA WAMITI	09-12-19	436,800	-	436,800
NIENGA KAHIRO	09-12-19	595,245	-	595,245
JOSEPH NGARI MUNYIRI	09-12-19	485,000	-	485,000
ALEX NGETHA KABUKI	09-12-19	450,000	-	450,000
JAMES MUMO NDETI	09-12-19	661,000	-	661,000
SALLY NJERI MUTAHI	09-12-19	34,000	-	34,000
MARGARET WANGARI MUGO	09-12-19	34,600	-	34,600
CHEBET ROTICH	09-12-19	35,200	-	35,200
ANN MUTHONI GATHERU	09-12-19	43,000	-	43,000
BEATRICE WANJIRU NGARUKA	09-12-19	43,000	-	43,000
MARY MAKENA MWENDA	09-12-19	43,000	-	43,000
ISAAC GACHAGUA MURIITHI	09-12-19	100,000	-	100,000
MARY MAKENA MWENDA	09-12-19	100,000	-	100,000
SAMUEL KINYANJUI KAHARA	09-12-19	144,590	-	144,590
GEORGE KARIUKI MACHARIA	09-12-19	407,300	-	407,300
CHARLES NIUGUNA MUIRURI	10-12-19	250,000	-	250,000

**COUNTY GOVERNMENT OF LAIKIPIA - EXECUTIVE**

**Reports and Financial Statements**

**For the quarter ended 31<sup>st</sup> December 2019**

JOSEPH WANGONDU GATERE	10-12-19	128,500	-	128,500
CHARLES WAMBUGU NDERITU	10-12-19	50,000	-	50,000
JOAN WANJIRU MBUGUA	10-12-19	35,400	-	35,400
CATHERINE W WAINAINA	10-12-19	24,000	-	24,000
JAMES NDEGWA KAIRU	10-12-19	30,000	-	30,000
LOUISE MWIKALI MUTUKU	11-12-19	50,000	-	50,000
ASUNTA MARY MUKAMI	11-12-19	200,000	-	200,000
ESTHER WAIRIMU MACHANGA	11-12-19	200,000	-	200,000
AGNES NOBANTU SOBAYEN WAHOME	11-12-19	20,000	-	20,000
PURITY MWIYERIA WAMBUGU	11-12-19	50,000	-	50,000
ELIZABETH MUTHONI KARIUKI	13-12-19	155,000	-	155,000
KAIRUTHI JEMIMAH MBURUGU	13-12-19	485,928	-	485,928
VIRGINIAH NYAMBURA KAGUNYA	13-12-19	320,000	-	320,000
WINNIE GATHONI MWANGI	13-12-19	650,472	-	650,472
PETER MUMBIKO KINGORI	13-12-19	497,000	-	497,000
DUNCAN MWANGI MUTURI	13-12-19	100,000	-	100,000
DUNCAN MWANGI MUTURI	13-12-19	541,800	-	541,800
MERCY WANGU WAHOME	17-12-19	50,000	-	50,000
JANE WANGARI KABIRU	24-12-19	100,000	-	100,000
POLYCARP MOSWETA NYACHIRO	24-12-19	150,000	-	150,000
GLADYS MUGURE NJERI	31-12-19	20,000	-	20,000
GACHOYA WILLIAM GITAHU	31-12-19	20,000	-	20,000
LUCY MUTHONI MAINA	31-12-19	500,000	-	500,000
TUMPES DAVID NDAYA	31-12-19	20,000	-	20,000
IKINYA MURIU MATINDI	31-12-19	20,000	-	20,000
LESHAO YEKINI PETER	31-12-19	20,000	-	20,000
CHARLES KIHIA KERU	31-12-19	20,000	-	20,000
MARGARET MUTHONI NDERITU	31-12-19	100,000	-	100,000
VERONICAH MUTHONI WAHOME	31-12-19	150,000	-	150,000
RUFUS KINORU MAKUNO	31-12-19	177,500	-	177,500
JAMES GITHIRI	31-12-19	450,000	-	450,000
LUCY MUTHONI MAINA	31-12-19	600,000	-	600,000
FRANCIS KIAMA KARANI	31-12-19	20,000	-	20,000
JOSEPH OMOLLO WANDIA	31-12-19	45,000	-	45,000
RUTH WAMBUI NGUGI	31-12-19	300,000	-	300,000
ESTHER WAIRIMU MACHANGA	31-12-19	380,000	-	380,000
ALEXANDER MAINA MWANGI	31-12-19	20,000	-	20,000
GRACE WANJIRU WARUI	31-12-19	840,000	-	840,000
MARGARET MUTHONI NDERITU	31-12-19	20,000	-	20,000
DAVID WACHIRA KAMAU	31-12-19	840,000	-	840,000

**COUNTY GOVERNMENT OF LAIKIPIA - EXECUTIVE**

**Reports and Financial Statements**

**For the quarter ended 31<sup>st</sup> December 2019**

ANNE WANGECHI TAIKU	31-12-19	20,000	-	20,000
CHARLES KIHIA KERU	31-12-19	100,000	-	100,000
TUMPES DAVID NDAYA	31-12-19	50,000	-	50,000
ANNE WANGECHI TAIKU	31-12-19	100,000	-	100,000
JACKSON MAINA KIBOCHA	31-12-19	20,000	-	20,000
JOHN MWANGI MWANIKI	31-12-19	840,000	-	840,000
VERONICA WANGARI WAMBUGU	31-12-19	100,000	-	100,000
GACHOYA WILLIAM GITAHI	31-12-19	100,000	-	100,000
SAMUEL MURAGE KINGORI	31-12-19	538,000	-	538,000
HELLEN W. WANGAI	31-12-19	200,000	-	200,000
FRANCIS KIAMA KARANI	31-12-19	100,000	-	100,000
MERCY WAMAIITHA MWANGI	31-12-19	350,000	-	350,000
HELLEN W. WANGAI	31-12-19	20,000	-	20,000
JOYCE MWENI MWANIA	31-12-19	66,200	-	66,200
CALEB WANJOHI MWANGI	31-12-19	81,000	-	81,000
PAULINE WANJIRU MBURU	31-12-19	112,100	-	112,100
NAHASHON WACHIURI NGUNJIRI	31-12-19	198,100	-	198,100
ALICE MAKENA MBOROKI	31-12-19	215,500	-	215,500
ISAAC GACHAGUA MURIITHI	31-12-19	290,000	-	290,000
TIMOTHY KIPKOPUS PANGA	31-12-19	468,100	-	468,100
INNOCENT ELIAS GITONGA	31-12-19	114,800	-	114,800
EZEKIEL KIAMA KAARA	31-12-19	550,000	-	550,000
IKINYA MURIU MATINDI	31-12-19	100,000	-	100,000
VERONICA WANGARI WAMBUGU	31-12-19	20,000	-	20,000
<b>Total</b>		<b>32,269,082</b>	<b>-</b>	<b>32,269,082</b>

**COUNTY GOVERNMENT OF LAIKIPIA - EXECUTIVE**  
**Reports and Financial Statements**  
**For the quarter ended 31<sup>st</sup> December 2019**

**XIV. ANNEX 2 – SUMMARY OF FIXED ASSET REGISTER**

<b>Asset class</b>	<b>Q1</b>	<b>Q2</b>	<b>Q3</b>	<b>Q4</b>
Land	-	-	-	-
Buildings and structures	-	-	-	-
Transport equipment	-	-	-	-
Office equipment, furniture and fittings	-	1,035,434	-	-
Other Machinery and Equipment	-	-	-	-
Heritage and cultural assets	-	-	-	-
Intangible assets	-	-	-	-
Construction & Civil Works	-	37,067,963.50	-	-
Roads	-	38,739,073	-	-
Household Furniture and Institutional Equipment	-	3,995	-	-
Specialised Plant, Equipment and Machinery	-	12,450	-	-
<b>TOTAL</b>	-	<b>76,858,916</b>	-	-

**COUNTY GOVERNMENT OF LAIKIPIA - EXECUTIVE**  
**Reports and Financial Statements**  
**For the quarter ended 31<sup>st</sup> December 2019**

**XV. ANNEX 3 - ANALYSIS OF PENDING ACCOUNTS PAYABLE**

**1. DEPARTMENT OF COUNTY SERVICE AND PUBLIC ADMINISTRATION**

Supplier of Goods or Services	Original Amount	Date Contracted	Amount Paid To-Date	Outstanding Balance 2018/2019	Outstanding Balance 2017/2018	Outstanding Balance Dec-19	Comments
<b>CONSTRUCTION OF BUILDINGS</b>							
ROSKARD CONSTRUCTION	53,365,297	28/6/2016	45,618,010	7,747,287	-	7,747,287	ROLLING PROJECT - CONSTRUCTION OF RUMURUTI COUNTY HQ OFFICES
MACDAN BUILDING CIVIL CONTRACTORS LTD	5,845,000	18/4/2019	-	5,845,000	-	5,845,000	PROPOSED CONSTRUCTION OF FIRE RESCUE OFFICES
ROSKARD CONSTRUCTION LTD	13,055,000	29/4/2019	11,565,056	1,489,944	-	1,489,944	PROPOSED ADDITIONAL FLOOR TO COUNTY OFFICES IN RUMURUTI
CHARDI LTD	2,274,941	20.5.2019		2,274,941	-	2,274,941	RENOVATION WORKS AT THE OFFICE OF THE GOVERNOR
<b>SUB-TOTAL</b>	<b>74,540,238</b>		<b>57,183,066</b>	<b>17,357,172</b>	<b>-</b>	<b>17,357,172</b>	
<b>CONSTRUCTION OF CIVIL WORKS</b>							
SEVENS GENERAL SUPPLIERS LIMITED	3,456,928	04-05-18	-	-	3,456,928	3,456,928	30M LED HIGH MAST FLOODLIGHTS IN GATUNDIA
NALIO INVESTMENT LTD	2,250,864	14/5/2018	-	-	2,250,864	2,250,864	PROPOSED WARD OFFICE IN MUKOGODO EAST
NERICK LIMITED	2,467,355	14/5/2018	-	-	2,467,355	2,467,355	CONSTRUCTION OF WARD OFFICE IN MARMANET WARD
EARTH RESOURCES LIMITED	3,443,541	04-05-18	-	-	3,443,541	3,443,541	30M LED HIGH MAST FLOODLIGHTS IN MUTHAIGA
VESTO SERVICES	3,046,820	04-05-18	-	-	3,046,820	3,046,820	30M LED HIGH MAST FLOODLIGHTS IN MUTANGA
SERVITECH INTERNATIONAL LTD	3,439,300	04-05-18	-	-	3,439,300	3,439,300	30M LED HIGH MAST FLOOD LIGHTS IN KANDUTURA
MASHTTECH SUPPLIES LTD	46,968,000	16/4/2019	-	46,968,000	-	46,968,000	PROPOSED SUPPLY INSTALLATION TESTING AND COMMISSIONING OF SOLAR



**COUNTY GOVERNMENT OF LAIKIPIA - EXECUTIVE**

**Reports and Financial Statements**

**For the quarter ended 31<sup>st</sup> December 2019**

EUROTIK COMPANY LTD	13,876,160	23-03-16	-	-	13,876,160	13,876,160	POWERED STREET LIGHTS ROLLING PROJECT-SUPPLY, DELIVERY, INSTALLATION, TESTING AND COMMISSIONING OF 30M HIGH MAST FLOOD LIGHTS IN LAIKIPIA COUNTY
EUROTIK COMPANY LTD	13,876,160	01-12-16	-	-	13,876,160	13,876,160	ROLLING PROJECT-SUPPLY, DELIVERY, INSTALLATION, TESTING AND COMMISSIONING OF 30M HIGH MAST FLOOD LIGHTS IN LAIKIPIA EAST AND NORTH
<b>SUB-TOTAL</b>	<b>92,825,127</b>		-	-	<b>46,968,000</b>	<b>92,825,127</b>	
<b>SUPPLY OF GOODS</b>							
OLD HOUSE	36,000	9.5.2018	-	-	36,000	36,000	FULL DAY CONFERENCE PACKAGE C/O KIAMA KAARA ON 29TH DECEMBER 2017
OLD HOUSE	54,000	9.5.2018	-	-	54,000.00	54,000	FULL DAY CONFERENCE PACKAGE C/O KIAMA KAARA ON 10TH DECEMBER 2017
OLD HOUSE	18,250	4.5.2018	-	-	18,250.00	18,250	DINNER AND REFRESHMENTS HOSTED BY GOVERNOR ON 31ST JANUARY 2018
OLD HOUSE	3,050	4.5.2018	-	-	3,050.00	3,050	MEALS AND REFRESHMENTS FOR A MEETING HELD ON 27TH MARCH 2018
OLD HOUSE	13,440	4.5.2018	-	-	13,440.00	13,440	MEALS AND REFRESHMENTS MEETING HELD ON 16TH AND 23RD NOVEMBER 2017 AND 17TH DECEMBER 2017
NATION MEDIA GROUP	216,920	17/8/2018	-	-	216,920.00	216,920	ADVERTISING SPACE ORDER FOR INVITATION TO TENDER FOR INSURANCE
NATION MEDIA GROUP	91,640	43,351.00	-	-	91,640.00	91,640	ADVERTISING SPACE ORDER FOR INVITATION TO TENDER FOR INSURANCE
NATION MEDIA GROUP	431,520	43,142.00	-	-	431,520.00	431,520	ADVERTISING SPACE ORDER FOR VACANCIES FOR COUNTY PUBLIC SERVICE BOARD

**COUNTY GOVERNMENT OF LAIKIPIA - EXECUTIVE**  
**Reports and Financial Statements**  
**For the quarter ended 31<sup>st</sup> December 2019**

NATION MEDIA GROUP	91,640	43,169.00	-	91,640.00	-	91,640	ADVERTISING SPACE ORDER FOR INSURANCE ADDENDUM
OLD HOUSE	6,390	9.5.2018	-	6,390	-	6,390	TEA AND SNACKS FOR MATATU STAKEHOLDERS HELD ON 6TH DECEMBER 2017
FALL HIPPO POINT LOUNGE BAR AND GRILL	123,200	31.7.2018	-	123,200	-	123,200	88 PAID LUNCH @1400
OLD HOUSE	32,350	4.5.2018	-	32,350	-	32,350	25 PAX MEETING HELD ON 10/02/2018 LUNCH @1000 REFRESHMENTS
OLDHOUSE	30,750	4.5.2018	-	30,750	-	30,750	MEETING HELD ON 31/03/2018 DINNER AND REFRESHMENTS
SPORTSMANS ARMS HOTEL	31,500	27.7.2018	-	31,500	-	31,500	15PAX HALF DAY PACKAGE FOR A MEETING
SPORTSMANS ARMS HOTEL	6,000	21.6.2018	-	6,000	-	6,000	15 PAX TEA AND SNACKS
EASTWARD GARDEN HOTEL NYAHURURU	41,800	21.8.2018	-	41,800	-	41,800	MEETING ON 31/07/2018 DINNER @1000 MINERAL WATER @100
EASTWARD GARDEN HOTEL NYAHURURU	36,300	10.5.2019	-	36,300	-	36,300	33PAX DINNER @1000 33PAX MINERAL WATER @100
BEISA HOTEL	75,000	10.5.2018	-	75,000	-	75,000	CATERING SERVICE
FALLS HIPO POINT LOUNGE AND GRILL	42,000	20.10.2018	-	42,000	-	42,000	47 TEA AND SNACKS 47 LUNCHESES HIRE OF CHAIRS , TABLES AND PROJECTOR
GOLDEN BULLS LTD	44,400	7.5.2019	-	44,400	-	44,400	3 PAX BED AND BREAKFAST FOR 4 DAYS 3PAX DINNER FOR 4 DAYS 3PAX LUNCH FOR 4 DAYS
EVEN ME ENTERPRISES	18,500	20/2/2019	-	18,500	-	18,500	SERVICE FOR KCG 561Z
EVEN ME ENTERPRISES	32,200	43,801.00	-	32,200	-	32,200	SERVICE FOR GKA175M
EVEN ME ENTERPRISES	20,500	27/2/2019	-	20,500	-	20,500	REPAIR OF KAW 221Z
EVEN ME ENTERPRISES	28,800	28/2/2019	-	28,800	-	28,800	REPAIR OF KAW 221Z
GIMAR INVESTMENT LIMITED	132,870	21/5/2019	-	132,870	-	132,870	GIMAX INVESTMENT LTD SUPPLY OF SAND ,CEMENT

**COUNTY GOVERNMENT OF LAIKIPIA - EXECUTIVE**  
**Reports and Financial Statements**  
**For the quarter ended 31<sup>st</sup> December 2019**

UPGRADED GENERAL TRADERS	50,000	30/3/2019	-	50,000	-	50,000	-	50,000	WELDING RODS AND SAND PAPER
EASTWARD GARDEN HOTEL	50,000	10.5.2019	-	50,000	-	50,000	-	50,000	CLEANING OF THE GOVERNORS OFFICE FROM THE MONTH OF JANUARY UPTO MARCH 2019
EASTWARD GARDEN HOTEL	93,500	15.10.2017		93,500		93,500		93,500	50 PAX FULL BUFFET LUNCH WITH A COMPLIMENTARY SOFT DRINK
EASTWARD GARDEN HOTEL	57,200	18.1.2018		57,200		57,200		57,200	GOVERNORS PUBLIC PARTICIPATION ON TOWN PLANNING
EASTWARD GARDEN HOTEL	61,450	2.2.2018		61,450		61,450		61,450	CATERING SERVICES FOR OFFICE OF THE GOVERNOR
EASTWARD GARDEN HOTEL	36,000	24.3.2019		36,000		36,000		36,000	CATERING SERVICES FOR OFFICE OF THE GOVERNOR
EASTWARD GARDEN HOTEL	63,500	24.6.2019		63,500		63,500		63,500	CATERING SERVICES FOR OFFICE OF THE GOVERNOR
LAWICE ENTERPRISES	841,830	16.6.2019		841,830		841,830		841,830	SUPPLY OF SUGGESTION BOXES TO THE COUNTY
SPARKLINK INTERNATIONAL LTD	838,500	1.2.2019	838,500.00	-		-		-	65 SECURITY PERSONNEL GUARDING ALL THE OFFICES AND INSTALLATIONS OF LAIKIPIA COUNTY IN THE MONTH OF FEBRUARY 2019
SPARKLINK INTERNATIONAL LTD	838,500	1.3.2019		838,500		838,500		838,500	65 SECURITY PERSONNEL GUARDING ALL THE OFFICES AND INSTALLATIONS OF LAIKIPIA COUNTY IN THE MONTH OF MARCH 2019
NATION MEDIA GROUP LIMITED	183,280	20.6.2019		183,280		183,280		183,280	ADVERTISING SPACE ORDER FOR VACANCIES FOR THE DEPARTMENT OF MEDICAL SERVICES AND PUBLIC HEALTH
SUYANAE MERCHANTS	358,000	20.6.19		358,000		358,000		358,000	SUPPLY AND DELIVERY OF TENTS AND CHAIRS (LEGAL WEEK)
NYAHURURU STADIUM		25.6.2019							SUPPLY OF SPRING FILES QUIRE

**COUNTY GOVERNMENT OF LAIKIPIA - EXECUTIVE**

**Reports and Financial Statements**

**For the quarter ended 31<sup>st</sup> December 2019**

BOOKSHOP	392,670	-	392,670	-	392,670	-	392,670	BOOKS EXTERNAL HARD DISKS PAPER PUNCH GIANT STAPLER
NYAHURURU STADIUM BOOKSHOP	213,339		213,339		213,339		213,339	SUPPLY OF STATIONERIES
NYAHURURU STADIUM BOOKSHOP	299,360		299,360		299,360		299,360	SUPPLY OF STATIONERIES
EVEREST COMPUTER SYSTEM LTD	71,200	-	71,200	-	71,200	-	71,200	SUPPLY AND DELIVERY OF PRINTER FOR COUNTY SECRETARY OFFICE
FALCON HEIGHTS HOTEL	54,000	-	54,000	-	54,000	-	54,000	FULL DAY CONFERENCE (CATERING SERVICE)
RUMURUTI FIESTA RESORT	46,400	-	46,400	-	46,400	-	46,400	LUNCHES FOR 116 PAX
RETTI MERCHANTS LTD	1,590,000	-	1,590,000	-	1,590,000	-	1,590,000	LUNCH AND DRINKS @1000 BREAKFAST @400 TENT @10000
BEISA UNIQUE HOSPITALITY AND COMFORT HOTEL	25,500	-	25,500	-	25,500	-	25,500	PROVISION FOR CATERING SERVICES
SPORTSMANS ARMS HOTEL	10,000	-	10,000	-	10,000	-	10,000	PROVISION FOR CATERING SERVICES
SPORTSMANS ARMS HOTEL	44,400	-	44,400	-	44,400	-	44,400	PROVISION FOR CATERING SERVICES
SPORTSMANS ARMS HOTEL	6,000	-	6,000	-	6,000	-	6,000	PROVISION FOR CATERING SERVICES
SPORTSMANS ARMS HOTEL	19,500	-	19,500	-	19,500	-	19,500	PROVISION FOR CATERING SERVICES
SPORTSMANS ARMS HOTEL	12,000	-	12,000	-	12,000	-	12,000	PROVISION FOR CATERING SERVICES
SPORTSMANS ARMS HOTEL	34,100	-	34,100	-	34,100	-	34,100	PROVISION FOR CATERING SERVICES
SPORTSMANS ARMS HOTEL	15,600	-	15,600	-	15,600	-	15,600	PROVISION FOR CATERING SERVICES
LIONS COURT INN (K) LTD	12,000	-	12,000	-	12,000	-	12,000	PROVISION OF CATERING SERVICE FOR GOVERNOR, S MEETING AT BOARDROOM
LIONS COURT INN (K) LTD	113,200	-	113,200	-	113,200	-	113,200	80 PAX BUFFET LUNCH @1200 3 TENTS 80 DRESSED SEATS 10 DRESSED TABLES
LIONS COURT INN (K) LTD	88,800	-	88,800	-	88,800	-	88,800	TEA AND SNACKS (OUTSIDE CATERING)

**COUNTY GOVERNMENT OF LAIKIPIA - EXECUTIVE**

**Reports and Financial Statements**

**For the quarter ended 31<sup>st</sup> December 2019**

THE OLD HOUSE NANYUKI	72,000	9.5.2019	-	72,000	-	72,000	-	FULL DAY CONFERENCE PACKAGE
EASTWARD GARDEN HOTEL	10,000	10.01.2019	-	10,000	-	10,000	-	PROVISION OF BREAKFAST AT COUNTY BOARDROOM NYAHURURU DURING THE CABINET MEETING
BEISA UNIQUE HOSPITALITY AND COMFORT HOTEL	10,000	26.9.2018	-	10,000	-	10,000	-	PROVISION FOR CATERING SERVICES
BEISA UNIQUE HOSPITALITY AND COMFORT HOTEL	35,000	30.8.2018	-	35,000	-	35,000	-	PROVISION FOR CATERING SERVICES
BEISA UNIQUE HOSPITALITY AND COMFORT HOTEL	50,000	14.7.2018	-	50,000	-	50,000	-	PROVISION OF TEA AND SNACKS
BEISA UNIQUE HOSPITALITY AND COMFORT HOTEL	1,426,000	4.9.2018	-	1,426,000	-	1,426,000	-	FULL DAY CONFERENCE FROM 4TH SEP TO 15TH OCT 2018
BEISA UNIQUE HOSPITALITY AND COMFORT HOTEL	414,000	29.10.2018	-	414,000	-	414,000	-	FULL DAY CONFERENCE FROM 16TH TO 26TH OCT 2018
BEISA UNIQUE HOSPITALITY AND COMFORT HOTEL	6,000	9.8.2018	-	6,000	-	6,000	-	PROVISION FOR CATERING SERVICES
BEISA UNIQUE HOSPITALITY AND COMFORT HOTEL	100,000	5.9.2018	-	100,000	-	100,000	-	FULL DAY CONFERENCE FOR 5 DAYS DURING INSURANCE EVALUATION
HIVE CLEAN CARE	63,000	25.6.2019	-	63,000	-	63,000	-	VACUUMING AND DEEP CLEANING OF THE WALL TO WALL CARPETS (WHOLE LIFE)
LORUK LIMITED	46,800	25.6.2019	-	46,800	-	46,800	-	SUPPLY AND DELIVERY OF 780 LTRS OF MILK FOR THE LAIKIPIA EAST SUB-COUNTY OFFICES IN ANNEX FOR THE MONTH OF OCTOBER 2018
THE FALLS HIPPO LOUNGE	361,400	1.6.2019	-	361,400	-	361,400	-	CATERING SERVICES MADARAKA DAY CELEBRATIONS
LIONS COURT INN (K) LTD	384,800	20.12.2018	-	384,800	-	384,800	-	CATERING SERVICES FOR GOVERNORS MEETINGS
OLYMPIA HOTELS		9.5.2019	-		-		-	HIRE OF TENTS AND

**COUNTY GOVERNMENT OF LAIKIPIA - EXECUTIVE**  
**Reports and Financial Statements**  
**For the quarter ended 31<sup>st</sup> December 2019**

	20,600	-	20,600	-	20,600	EXECUTIVE SEATS
OLYMPIA HOTELS	23,000	-	23,000	-	23,000	HIRE OF TENTS AND EXECUTIVE SEATS DURING SUB COUNTY MEETING IN NYAHURURU
STRINGER ENTERPRISES	423,400	-	423,400	-	423,400	INSTALLATION OF WIFI AT THE NEW OFFICE OF THE GOVERNOR
FALCON HEIGHTS HOTEL	138,400	-	138,400	-	138,400	OUTSIDE CATERING OFFICE OF THE GOVERNOR
WALKERS KIWETU	15,000	-	15,000	-	15,000	CATERING DURING GOVERNOR'S MEETING
WALKERS KIWETU	83,000	-	83,000	-	83,000	CATERING DURING GOVERNOR'S MEETING
NANYUKI VOCATIONAL TRAINING CENTRE	200,000	-	200,000	-	200,000	CATERING SERVICES FOR THE 3RD QUARTER STAFF MEETING
WACLICK AGENCIES	210,000	-	210,000	-	210,000	STAFF IDENTIFICATION CARDS
WACLICK AGENCIES	471,424	-	471,424	-	471,424	STAFF IDENTIFICATION CARDS
<b>SUB-TOTAL</b>	<b>12,742,673</b>	<b>838,500</b>	<b>11,904,173</b>	<b>-</b>	<b>11,904,173</b>	
<b>SUPPLY OF SERVICES</b>						
WCPS	6,046,537	-	-	6,046,537	6,046,537	OUTSTANDING WCPS SALARY DEDUCTIONS
WCPS	2,310,195	2,310,195	-	2,310,195	2,310,195	OUTSTANDING WCPS SALARY DEDUCTIONS
PAYMASTER GENERAL	37,757,897	37,757,897	-	-	-	PAYE DEDUCTIONS-JUNE 2019 SALARY
UNISON SACCO	9,041,050	9,041,050	-	-	-	LOAN DEDUCTIONS JUNE 2019
AFYA SACCO	5,744,753	5,744,753	-	-	-	LOAN DEDUCTIONS JUNE 2019
ASSOCIATION OF PUBLIC HEALTH	19,000	19,000	-	-	-	STAFF CONTRIBUTIONS JUNE 2019
BRIGHTWAYS TRAVEL & TOURS	2,138,529	-	2,138,529	-	2,138,529	AIR TICKETS FOR VARIOUS OFFICERS IN THE DEPARTMENT
<b>SUB-TOTAL</b>	<b>63,057,961</b>	<b>-</b>	<b>2,138,529</b>	<b>8,356,732</b>	<b>10,495,261</b>	
<b>GRAND TOTAL</b>	<b>243,165,999</b>	<b>58,021,566</b>	<b>78,367,874</b>	<b>54,213,859</b>	<b>132,581,733</b>	

**COUNTY GOVERNMENT OF LAIKIPIA - EXECUTIVE**  
**Reports and Financial Statements**  
**For the quarter ended 31<sup>st</sup> December 2019**

**3. DEPARTMENT OF INFRASTRUCTURE, LAND AND URBAN DEVELOPMENT**

Contract Date	SUPPLIER NAME	DESCRIPTION	CONTRACT AMOUNT	PAID AMOUNT	VARIATIONS	ADDITIONAL WORKS	OUTSTANDING AMOUNT
CONSTRUCTION OF BUILDINGS							
CONSTRUCTION OF CIVIL WORKS							
27TH JUNE 2019	SUPA SUIT SOLUTION	CONSTRUCTION OF INFRASTRUCTURE OFFICES IN NANYUKI	5,040,577	-			5,040,577
18TH NOVEMBER 2018	WILD LION INVESTMENT	SUPPLY OF BUILDING MATERIAL FOR WYUMIRIRIE SMART TOWN PROJECT	23,546,180	12,678,023			10,868,157
17TH JANUARY 2019	QUADD LIMITED	PERIODIC MAINTENANCE OF OLD MARKET ROAD TO BUTIMOUS STANDARD IN THIGITHU WARD ( 0.380 KM)	4,047,657	4,966,166		(918,509)	
17TH JANUARY 2019	DONKING GENERAL AGENCY LTD	MAINTENANCE OF GO DOWN ROAD SECTION1 IN NYAHURURU IMPROVEMENT TO BUTIMOUS STANDARD (0.310 KM)	5,955,282	2,700,000			3,255,282
17TH JANUARY 2019	WARUGITA GENERAL CONTRACTORS KENYA LTD	MAINTENANCE OF GO DOWN ROAD SECTION 2 IN NYAHURURU IMPROVEMENT TO BUTIMOUS STANDARD (0.310 KM)	10,322,866	10,322,866			
17TH JANUARY 2019	REMERGE CONTRACTORS LIMITED	MAINTENANCE OF NGARE NAROK ROAD IN NYAHURURU IMPROVEMENT OF BUTIMOUS STANDARD ( 0.200 KM)	6,859,034	6,859,034			
8TH MARCH 2019	FIG ENGINEERING SERVICES LTD	MAINTENANCE OF WILLY JIMMY ROAD IN NANYUKI PERIDIC MAINTENANCE	683,298	683,298			

**COUNTY GOVERNMENT OF LAIKIPIA - EXECUTIVE**  
**Reports and Financial Statements**  
**For the quarter ended 31<sup>st</sup> December 2019**

8TH MARCH 2019	PAVEKI GENERAL MERCHANTS LTD	(BUTIMOUS)(0.370 KM) MAINTENANCE OF MATHENGE MIRUGI ROAD PHASE 2 (PERIODIC MAINTENANCE OF BUTIMOUS 0.200 KM)	4,687,808	4,369,314	318,494	-	-
8TH MARCH 2019	CHOGIS GARAGE LIMITED	MAINTENANCE OF SAMBURU-LENTILE CHIENI ROAD IN NANYUKI (IMPROVEMENT TO BUTIMOUS STANDARD 0.260 KM)	9,100,408	8,927,179	173,229	-	-
27TH MARCH 2019	MAEWAKS LTD	DRAINAGE REHABILITATION OF MUTHAIGA - SPORTSMANS ARMS (DRAINAGE WORKS)	4,134,576	3,159,144	975,432	-	-
8TH MARCH 2019	ZIKTO LTD	MAINTENANCE OF MUNYUA ROAD IN NYAHURURU TOWN PERIODIC MAINTENANCE OF BUTIMOUS SURFACE 0.150 KM	7,992,844	-	-	-	7,992,844
17TH OCTOBER 2018	ROKEN CONSTRUCTION	CONSTRUCTION OF LENANA ROAD IN NANYUKI WARD - ROLL OVER	1,200,000	-	-	-	1,200,000
26TH JUNE 2019	PACIFIC STERLING CONTRACTORS LTD	CONSTRUCTION OF BOX CULVERT IN IGWAMITI WARD	18,387,068	-	-	-	18,387,068
18TH NOVEMBER 2018	JOCES BUILDING & CONTRACTORS LTD	PROVISION OF LABOUR SERVICES FOR THE IMPROVEMENT OF COUNTY ROADS IN WIYUMIRIRIE	9,149,000	5,864,322	-	-	3,284,678
26TH JUNE 2018	WENWEE CONTRACTORS LTD	UPGRADING TO COBBLE STONE STANDARD IN RUMURUTI TOWN	46,751,729	-	-	-	46,751,729
26TH JUNE 2018	LUGARES LTD	CULVERTS INSTALLATION ACROSS IGWAMITI WARD	1,648,568	-	-	-	1,648,568
26TH JUNE 2018	AGENIX ENTERPRISES	CULVERT INSTALLATION IN GITHIGA WARD	3,191,508	-	-	-	3,191,508
26TH JUNE 2018	DUOCOM CO. LTD	ROAD OPENING, GRADING & GRAVELLING OF LIKII FARM FENCE ROAD TO NTURUKUMA VILLAGE.	2,931,248	-	-	-	2,931,248
26TH JUNE 2018	KIGIMA CONSTRUCTION	CONSTRUCTION OF PERIMETER FENCE AT	526,630	-	-	-	526,630



**COUNTY GOVERNMENT OF LAIKIPIA - EXECUTIVE**  
**Reports and Financial Statements**  
**For the quarter ended 31<sup>st</sup> December 2019**

	LTD	INFRASTRUCTURE COMPOUND							
26TH JUNE 2018	LIGHTHOUSE DIVERSIFIED INDUSTRIES LTD	GRADING GRAVELLING AND CURVERT INSTALLATION IN NTRUKUMA TO MUKIMA	3,904,994	-	-	-	-	-	3,904,994
27TH MARCH 2018	LERAI LTD	GRAVEL AND HAULAGE IN MUKOGONDO EAST-CDF	3,952,352	-	-	-	-	-	3,952,352
21ST MAY 2018	THEREMA CONTRACTORS	CULVERTS INSTALLATION IN NGOBIT WARD	2,780,600	-	-	-	-	-	2,780,600
28TH JAN 2019	SAWASAWA COMPANY LIMITED	CULVERT INSTALLATION IN IGWAMITI WARD	2,198,780	-	-	-	-	-	2,198,780
21ST MAY 2018	CGP CONSULTING ENGINEERING LTD	REVIEW AND DESIGN AND SUPERVISION OF RUMURUTI TOWN ROADS AND RUMURUTI BUS PARK - COUNTY CONTRIBUTION	2,974,040	-	-	-	-	-	2,974,040
21ST MAY 2018	CGP CONSULTING ENGINEERING LTD	REVIEW AND DESIGN AND SUPERVISION OF RUMURUTI TOWN ROADS AND RUMURUTI BUS PARK	2,500,000	-	-	-	-	-	2,500,000
			184,467,047	60,529,346	1,467,155	(918,509)			123,389,055
<b>SUPPLY OF GOODS</b>									
18TH NOVEMBER 2018	KENTRACK RIFT COMPANY LTD	PROVISION OF PLANT & EQUIPMENT IN WIYUMIRIRIE	10,367,380	6,500,000	-	-	-	-	3,867,380
18TH NOVEMBER 2018	LAIKIPIA JEMROAN CRUCHER & CONSTRUCTION	SUPPLY OF PRE-CAST MATERIALS IN WIYUMIRIRIE	5,029,423	-	-	-	-	-	5,029,423
			15,396,803	6,500,000	-	-	-	-	8,896,803
<b>SUPPLY OF SERVICES</b>									
26TH JUNE 2018	BOLDATA SYSTEM LTD	DIGITALIZATION OF LANDS REGISTRY	4,529,800	-	-	-	-	-	4,529,800
30TH JAN 2018	GRAWAM LIMITED	REPAIR AND MAINTENANCE OF WHEEL-LOADER GKAO73Y	1,249,378	-	-	-	-	-	1,249,378
30TH JAN 2018	GRAWAM LIMITED	REPAIR AND MAINTENANCE OF EXCAVATOR 31CG038A	802,256	-	-	-	-	-	802,256

**COUNTY GOVERNMENT OF LAIKIPIA - EXECUTIVE**  
**Reports and Financial Statements**  
**For the quarter ended 31<sup>st</sup> December 2019**

	REPAIR AND MAINTENANCE OF HONOMAG TRACK SHOVEL KAB 280G					
7TH JUN 2019	GRAWAM LIMITED		850,663	-		850,663
			7,432,097	-		7,432,097
<b>GRAND TOTAL</b>			<b>207,295,947</b>	<b>67,029,346</b>	<b>1,467,155</b>	<b>139,717,955</b>

**4. DEPARTMENT OF WATER & NATURAL RESOURCES**

SUPPLIER OF GOODS OR SERVICES	ORIGINAL AMOUNT	DATE CONTRACTED	AMOUNT PAID TO- DATE	OUTSTANDING BALANCE		COMMENTS
				2018/2019	2017/2018	
CONSTRUCTION OF BUILDINGS	A	B	C	D=A-C		
SUB-TOTAL	-		-	-	-	
CONSTRUCTION OF CIVIL WORKS						
WINNET TECHNOLOGIES LTD	6,570,628	25/02/2019	-	6,570,628	6,570,628	CONSTRUCTION OF DEBATAS WATER PROJECT
MERTUR GENERAL ENTERPRISES	2,778,524	26/06/2019	-	2,778,524	2,778,524	CONSTRUCTION OF SALAMA/ NGANOINI MASONRY TANK
YASHINOYA TRADING AND CONSTRUCTION CO. LTD	2,060,102	06-11-19	-	2,060,102	2,060,102	DRILLING OF MWIYOGO BOREHOLE
CRATER ENTERPRISES AND SUPPLIES LIMITED	2,995,793	06-08-19	-	2,995,793	2,995,793	DRILLING OF MACHUNGURU BOREHOLE
VISAVA HOMELAND LIMITED	2,926,464	05-11-19	-	2,926,464	2,926,464	DRILLING OF MLIMA MEZA BOREHOLE
ADY LIMITED	2,729,970	09-03-18	-	-	2,729,970	REHABILITATION OF KAICHAKUN WATER PROJECT
POYELLO PALLIELO CONSTRUCTION LIMITED	1,551,948	17/09/2018	-	-	1,551,948	CONSTRUCTION OF NOSARAI PRIMARY SCHOOL WATER PROJECT
FAMOUS IRURA		10-04-18			3,912,580	CONSTRUCTION OF NKANDO WATER

**COUNTY GOVERNMENT OF LAIKIPIA - EXECUTIVE**

**Reports and Financial Statements**

**For the quarter ended 31<sup>st</sup> December 2019**

	3,912,580	-	-	3,912,580		PROJECT
BUILDING AND CONSTRUCTION LIMITED	3,912,580	-	-	3,912,580		
IFATA ENGINEERING SERVICES LIMITED	3,635,541	-	-	3,635,541	3,635,541	CONSTRUCTION OF TIGITHI WATER PROJECT
LOLKERRA INVESTMENT	2,865,200	-	-	2,865,200	2,865,200	DRILLING OF MATUIKU BOREHOLE IN GITHIGA WARD
KOOJE BUILDING CONSTRUCTION COMPANY LIMITED	2,129,644	-	2,129,644	-	2,129,644	CONSTRUCTION OF NANYUKI CEMETERY FENCE
METROCODE LIMITED	3,236,191	-	3,236,191	-	3,236,191	DRILLING OF KURUM BOREHOLE
KALISA CONCEPT LTD	3,974,763	-	3,974,763	-	3,974,763	EQUIPPING OF MWENJE BOREHOLE
SPARLEX LIMITED	1,855,049	-	1,855,049	-	1,855,049	EQUIPPING OF MAHIANYU BOREHOLE
ALVINCO LIMITED	2,499,840	-	2,499,840	-	2,499,840	DRILLING OF MILIMANI BOREHOLE
SKYCITY BUILDERS LIMITED	2,968,399	-	2,968,399	-	2,968,399	EQUIPPING OF KAGAA BOREHOLE
OIKOSCUIT INVESTMENT LTD	3,952,520	3,288,769	663,751	-	663,751	EQUIPPING OF NDEMU SECONDARY SCHOOL BOREHOLE
<b>SUB-TOTAL</b>	<b>52,643,155</b>	<b>3,288,769</b>	<b>34,659,148</b>	<b>14,695,239</b>	<b>49,354,386</b>	
<b>SUPPLY OF GOODS</b>						
PREMIER WATER SOLUTIONS LIMITED	3,925,480	-	3,925,480	-	3,925,480	SUPPLY OF SALAMA/NGANOINI PIPES
KATHINI TRADERS	192,500	-	192,500	-	192,500	SUPPLY AND DELIVERY OF 5 TYRES SIZE 31.10/50*15 FOR KBT 743A
BRAYSON ENTERPRISES	567,000	-	567,000	-	567,000	SUPPLY OF NKANDO WATER PROJECT PIPES
LITO AUTO AND HARDWARE	909,150	-	909,150	-	909,150	SUPPLY OF JERICHO WATER PROJECT PIPES
LOLKERRA INVESTMENT	2,000,000	-	2,000,000	-	2,000,000	SUPPLY AND DELIVERY OF OFFICE FURNITURE
WEBMAX GLOBAL ICT	293,700	-	293,700	-	293,700	SUPPLY AND DELIVERY OF TREE SEEDLINGS
JELAIKONG ENTERPRISES LTD	3,698,000	-	-	3,698,000.00	3,698,000	SUPPLY AND DELIVERY OF 2300LTRS PLASTIC WATER TANKS
JELAIKONG					3,655,000	SUPPLY AND DELIVERY OF 2300LTRS

**COUNTY GOVERNMENT OF LAIKIPIA - EXECUTIVE**  
**Reports and Financial Statements**  
**For the quarter ended 31<sup>st</sup> December 2019**

ENTERPRISES LTD	3,655,000							3,655,000.00		PLASTIC WATER TANKS TO OLMORAN WARD
<b>SUB-TOTAL</b>	<b>15,240,830</b>							<b>7,887,830</b>		<b>15,240,830</b>
<b>SUPPLY OF SERVICES</b>										
MANZ CONSTRUCTION LIMITED	2,431,620	15/06/2019	-			2,431,620				REPAIRS AND TRANSPORTATION OF RIG GKA 647(RR4) FROM KAKAMEGA TO NANYUKI
GOLDENWING INVESTMENT LIMITED	1,939,520	06-11-19	-			1,939,520				SUPPLY AND INSTALLATION OF GREENHOUSES
NAREDA DEVELOPMENT COMPANY LIMITED	1,945,900	25/06/2019	-			1,945,900				CLIMATE CHANGE POLICY BILL
AQUASAN SYSTEMS LTD	551,000	29/05/2019	-			551,000				HYDROGEOLOGICAL SURVEY OF BOREHOLES IN LAIKIPIA COUNTY
NEDLIZ SUPPLIERS COMPANY LTD	429,374	19/04/2019				429,374				REPAIR AND SERVICING OF NGAREMARE RDU BOREHOLE
CONSERVATION AFRICA	1,988,540	05-07-19				1,988,540				BASE LINE SURVEY FOR KIRIMUN RESERVE
PENJE INVESTMENT	2,500,000	04-01-19	-			2,500,000				CONSULTANCY SERVICES FOR NATURAL RESOURCES IN LAIKIPIA COUNTY
STANDARD MEDIA GROUP	532,440.00	06-07-19				532,440				PROVISION OF SPACE FOR ADVERTISEMENT OF OPEN TENDER IN STANDARD NEWS PAPER
RUKIRA AUTO SPARES	228,950.00	10-02-18				228,950				REPAIR AND SERVICING OF MOTOR VEHICLE KUL 909
RUKIRA AUTO SPARES	1,218,590.00	17/9/2018				1,218,590				REPAIR AND SERVICING OF KAB 230Q AND KWE 360
SHUTTLE AUTO GARAGE	482,100.00	08-04-18				482,100				REPAIR AND SERVICING OF GKA 863C
SHUTTLE AUTO GARAGE	139,548.00	05-07-18				139,548				REPAIR AND SERVICING OF KBT 292L
SHUTTLE AUTO GARAGE	29,700.00	08-10-18				29,700				REPAIR AND SERVICING OF KBT 292L
BRIGHTWAYS TOURS AND TRAVELS	371,024.00	10-12-18				371,024				PURCHASE OF AIR TICKETS FOR ALEX KABUKI AND NJENGA KAHIRO FOR INTERNATIONAL TRAVEL

**COUNTY GOVERNMENT OF LAIKIPIA - EXECUTIVE**

**Reports and Financial Statements**

**For the quarter ended 31<sup>st</sup> December 2019**

<b>SUB-TOTAL</b>	<b>14,788,306</b>	<b>-</b>	<b>14,788,306</b>	<b>-</b>	<b>14,788,306</b>
<b>GRAND TOTAL</b>	<b>82,672,291</b>	<b>3,288,769</b>	<b>57,335,283</b>	<b>22,048,239</b>	<b>79,383,522</b>

**5. DEPARTMENT OF HEALTH AND MEDICAL SERVICES**

NO	SUPPLIER/CONTRACTOR	DETAILS (WORK DONE)			CONTRACT/PO/LSO NUMBER	CONTRACT/PO/LSO SUM Kshs	DATE OF CONTRACT/PO/LSO
1	PELT SECURITY SERVICES LTD. DEKAAN ENGINEERING AND GASES	PROVISION OF SECURITY SERVICES			783557	180,000.00	03-10-19
2		SUPPLY OF MEDICAL OXYGEN AND GASES			261	74,000.00	01-10-19
3	CAELE INVESTMENTS	SUPPLY AND DELIVERY OF NON-PHARMACEUTICALS			262	2,945,000.00	08-10-19
4	CAELE INVESTMENTS	SUPPLY AND DELIVERY OF NON-PHARMACEUTICALS			263	339,000.00	08-10-19
5	ANGELICA MEDICAL SUPPLIES LTD	SUPPLY AND DELIVERY OF NON-PHARMACEUTICALS			264	220,000.00	08-10-19
6	THINGIA MAMBO INVESTMENTS	SUPPLY AND DELIVERY OF FOOD STUFFS				261,100.00	09-10-19
7	NIEMIWA ENTERPRISES	SUPPLY AND DELIVERY OF FOOD STUFFS			268	35,000.00	09-10-19
8	SANCY GENERAL ENTERPRISES	SUPPLY AND DELIVERY OF FOOD STUFFS			270	140,000.00	09-10-19
9	WAGAKUMU TRADERS	SUPPLY AND DELIVERY OF FOOD STUFFS			271	60,000.00	09-10-19
10	SIFARM DIARIES	SUPPLY AND DELIVERY OF FOOD STUFFS			272	120,000.00	09-10-19
11	GERRY SUPPLIES LIMITED	SUPPLY AND DELIVERY OF X-RAY MATERIALS			273	989,335.00	09-10-19
12	SHELBI ENTERPRISES	SUPPLY AND DELIVERY OF FOOD STUFFS			274	309,000.00	11-10-19
13	SIPICHEM PHARMACEUTICALS	SUPPLY AND DELIVERY OF MEDICAL DRUGS			282	13,220.00	23-10-19
14	SIPICHEM PHARMACEUTICALS	SUPPLY AND DELIVERY OF MEDICAL DRUGS			283	4,900.00	23-10-19
15	CORE DIMENSIONS HOLDINGS	OFFICE STATIONERY, COMPUTER CONSUMABLES & ACCESSORIES			284	144,420.00	25-10-19
16	CORE DIMENSIONS HOLDINGS	OFFICE STATIONERY, COMPUTER CONSUMABLES & ACCESSORIES			285	17,625.00	25-10-19
17	MARWAGI ENTERPRISES	SUPPLY AND DELIVERY OF NON-PHARMACEUTICALS			286	276,000.00	25-10-19
18	ALLMED MEDICAL SUPPLIES LIMITED	SUPPLY AND DELIVERY OF NON-PHARMACEUTICALS			287	250,000.00	25-10-19
19	P.G.G ENTERPRISES LTD	SUPPLY AND DELIVERY OF FOOD STUFFS			288	97,200.00	11-10-19
20	ZIONVILLE GENERAL AGENCIES	SUPPLY AND DELIVERY OF FIREWOOD, CHARCOAL & COOKING GAS			289	300,000.00	29-10-19

**COUNTY GOVERNMENT OF LAIKIPIA - EXECUTIVE**

**Reports and Financial Statements**

**For the quarter ended 31<sup>st</sup> December 2019**

21	GLORY HARDWARE	SUPPLY AND DELIVERY OF HARDWARE	291	57,460.00	29-10-19
22	GLORY HARDWARE	SUPPLY AND DELIVERY OF HARDWARE	292	20,000.00	29-10-19
23	GLORY HARDWARE	SUPPLY AND DELIVERY OF HARDWARE	293	14,500.00	29-10-19
24	KENYA MEDICAL SUPPLIES AUTHORITY	SUPPLY AND DELIVERY OF MEDICAL DRUGS	295	2,051,270.00	01-11-19
25	ALLMED MEDICAL SUPPLIES LIMITED	SUPPLY AND DELIVERY OF NON-PHARMACEUTICALS	296	39,000.00	04-11-19
26	SIPICHEM PHARMACEUTICALS	SUPPLY AND DELIVERY OF MEDICAL DRUGS	297	52,900.00	06-11-19
27	SIPICHEM PHARMACEUTICALS	SUPPLY AND DELIVERY OF MEDICAL DRUGS	298	77,575.00	06-11-19
28	SIPICHEM PHARMACEUTICALS	SUPPLY AND DELIVERY OF MEDICAL DRUGS	299	27,500.00	06-11-19
29	SIPICHEM PHARMACEUTICALS	SUPPLY AND DELIVERY OF NON-PHARMACEUTICALS	300	690,000.00	15-11-19
30	SCIENCE SCOPE LIMITED	SUPPLY AND DELIVERY OF LABORATORY REAGENTS	310	172,220.00	13-11-19
31	SCIENCE SCOPE LIMITED	SUPPLY AND DELIVERY OF LABORATORY REAGENTS	312	122,760.00	13-11-19
32	SCIENCE SCOPE LIMITED	SUPPLY AND DELIVERY OF LABORATORY REAGENTS	313	230,045.00	13-11-19
33	SCIENCE SCOPE LIMITED	SUPPLY AND DELIVERY OF LABORATORY REAGENTS	314	268,700.00	13-11-19
34	THINGIA MAMBO INVESTMENTS	SUPPLY AND DELIVERY OF FOOD STUFFS	321	229,600.00	14-11-19
35	SHELBI ENTERPRISES	SUPPLY AND DELIVERY OF FOOD STUFFS	322	230,800.00	14-11-19
36	SIFARM DIARIES	SUPPLY AND DELIVERY OF FOOD STUFFS	323	120,000.00	14-11-19
37	NJEMWA ENTERPRISES	SUPPLY AND DELIVERY OF FOOD STUFFS	325	35,000.00	14-11-19
38	WAGAKUMU TRADERS	SUPPLY AND DELIVERY OF FOOD STUFFS	326	60,000.00	14-11-19
39	MEDIX EAST AFRICA LIMITED	SUPPLY AND DELIVERY OF LABORATORY REAGENTS	327	277,000.00	15-11-19
40	SIPICHEM PHARMACEUTICALS	SUPPLY AND DELIVERY OF NON-PHARMACEUTICALS	328	54,000.00	15-11-19
41	SANCY GENERAL ENTERPRISES	SUPPLY AND DELIVERY OF FOOD STUFFS	329	194,900.00	18-11-19
42	P.G.G ENTERPRISES LTD	SUPPLY AND DELIVERY OF FOOD STUFFS	330	58,500.00	18-11-19
43	KENYA MEDICAL SUPPLIES AUTHORITY	SUPPLY AND DELIVERY OF MEDICAL DRUGS	332	2,599,620.00	18-11-19
44	THE LAIKIPIAN	PRINTING AND SUPPLY OF PRESCRIBED FORMS & STATIONERY	333	410,000.00	19-11-19
45	KENLINK ELECTRICALS LIMITED	SUPPLY AND DELIVERY OF ELECTRICAL ITEMS	334	46,220.00	21-11-19
46	KENLINK ELECTRICALS	SUPPLY AND DELIVERY OF ELECTRICAL ITEMS	335	17,600.00	21-11-19

**COUNTY GOVERNMENT OF LAIKIPIA - EXECUTIVE**  
**Reports and Financial Statements**  
**For the quarter ended 31<sup>st</sup> December 2019**

	LIMITED					
47	KENLINK ELECTRICALS LIMITED	SUPPLY AND DELIVERY OF ELECTRICAL ITEMS	337	43,500.00	21-11-19	
48	KENYA MEDICAL SUPPLIES AUTHORITY	SUPPLY AND DELIVERY OF NON-PHARMACEUTICALS	339	640,000.00	22-11-19	
49	MISSION FOR ESSENTIAL DRUGS SUPPLIES	SUPPLY AND DELIVERY OF MEDICAL DRUGS	340	3,163,306.00	26-11-19	
50	GLORY HARDWARE	SUPPLY AND DELIVERY OF HARDWARE	341	131,682.00	27-11-19	
51	GLORY HARDWARE	SUPPLY AND DELIVERY OF HARDWARE	342	25,475.00	27-11-19	
52	SIPICHEM PHARMACEUTICALS	SUPPLY AND DELIVERY OF NON-PHARMACEUTICALS	343	273,000.00	27-11-19	
53	JAKATHUO CONTRACTORS	PIT LATRINE KALALU DISP.	8	653,662.00	05-05-19	
54	WINNET TECHNOLOGIES LTD	MATERNITY BLOCK BARAKA DISP.	671	3,601,121.40	20/4/19	
55	TWO D AND M CONTRACTORS	MATERNITY BLOCK AT MUGUMO DISP.	782	3,500,166.60	22/4/19	
56	VISIOSAT VENTURES	MATERNITY BLOCK - DEBATAS DISPENSARY	787	3,890,611.00	23/4/19	
57	GIMAR INVESTMENTS	RADIOLOGY BLOCK KIMANJO HOSP.	779	3,999,448.00	25/4/19	
58	METAGLASS CONTRACTORS	PIT LATRINE MAUNDU MERI	776	640,720.20	20/4/19	
59	SWEETVINE COMPANY LTD	PIT LATRINE TO MARURA	780	838,308.80	05-02-19	
60	WINNET TECHNOLOGIES LTD	PIT LATRINE FARMERS TECHNOLOGIES.	738	646,015.60	05-03-19	
61	FINWAT COMPANY	RENOVATION SALAMA HEALTH CENTRE	772	1,397,104.00	05-04-19	
62	WENZHOU CONTRACTORS	MARTENITY BLOCK MELWA DISPENSARY	662	3,981,595.00	25/2/19	
63	KAMANDU E.A. LTD	KAMANDU E.A. LTD-X-RAY BLOCK RUMURUTI	773	3,796,709.00	24/5/19	
64	TESIRAN ENGINEERING LTD	FENCING ETHI DISP.		2,176,160.00	24/5/19	
65	sweetvine company ltd	PIT LATRINE SERJA DISPENSARY		827,834.00	24/5/19	
66	TERIRAN ENGINEERING LTD	PIT LATRINE CHUMVI DISP.		660,750.00	24/5/19	
67	PROVIDENT INTERNATIONAL CONTRACTORS	MATERNITY BLOCK LOUNJIEK DISP.		3,898,000.00	24/5/19	
68	ORITERE BUILDING AND CONSTRUCTION LIMITED.	CONSTRUCTION OF DISPENSARY AT SERIA		4,261,096.00	24/07/2017	
69	PRIME PORT GENERAL SUPPLIES	KARUMAINDO DISPENSARY		2,857,473.45	24/07/2017	
70	CHEPCHOK ONTRACTORS	NAKWANG DISPENSARY		2,601,448.60	24/07/2017	
71	KIRISIA ENGINEERING CO.	RABAL DISPENSARY		3,500,783.80	24/07/2017	
72	MASTER VENTURES LTD	BAHATI DISPENSARY		5,124,249.00	24/07/2017	
73	AMAIL CO	CONSTRUCTION OF SURGICAL. THREATRE AT NDINDIKA HOSPITAL.	1561166	1,899,233.00	30/11/17	
74	MJENGO AND ALLIED LTD	NANYUKI TRH LABORATORY		5,600,000.00	24/07/2017	
75	WEST PHARMACY	X-RAYS CDS FOR NYAHURURU HOSP	2838979	150,000.00	19/3/2019	
76	CHEM LABS LTD	LAB REAGENTS -NYAHURURU HOSP	3265261	125,184.00	06-06-19	
77	BONDENI TREE ENTERPRISES	FOOD STUFF FOR NYAHAURURU HOSP	3265274	127,120.00	30/5/2019	

**COUNTY GOVERNMENT OF LAIKIPIA - EXECUTIVE**  
**Reports and Financial Statements**  
**For the quarter ended 31<sup>st</sup> December 2019**

78	ESTHER & DAUGHTER SUPPLIES	SUPPLY OF FORMALIN NYAHURURU HOSP	2838885	81,967.00	08-09-18
79	WEST PHARMACY	X-RAYS MATERIALS NYAHURURU HOSP	3265252	338,000.00	23-4-19
80	WEST PHARMACY	DRUGS NYAHURURU HOSP	2838966	36,000.00	03-05-19
81	WACLIK AGENCIES	PATIENTS RECORDS /CARDS	2839385	135,600.00	23/5/19
82	MEDIX E.A LTD	LAB- REAGENTS NYAHURURU HOSP	2838996	392,550.00	29/3/19
83	WEST PHARMACY	MEDICAL DRUGS RUMURUTI HOSP	3265301	213,000.00	04-10-19
84	LAWICE ENTERPRISES	FOOD STUFF FOR RUMURUTI HOSP	2839383	180,800.00	22/5/19
85	SCIENCESCOPE	SUPPLY OF LABORATORY REAGENTS	3271676	363,830.00	20/11/18
86	SCIENCESCOPE	SUPPLY OF LABORATORY REAGENTS	3085537	146,855.00	18/9/18
87	MEDIX EAST AFRICA	SUPPLY OF LABORATORY REAGENTS	3284423	65,500.00	13/3/19
88	JOKING HARDWARE	SUPPLY OF HARDWARE ITEMS	3284439	38,364.00	22/3/19
89	SIPICHEM PHARMACEUTICAL	SUPPLY OF NON PHARMACEUTICALS	3284388/390/458	210,932.00	05-06-19
90	SIPICHEM PHARMACEUTICAL	SUPPLY OF NON PHARMACEUTICALS	3284435	61,000.00	15/3/19
91	SCIENCESCOPE LTD	SUPPLY OF LABORATORY REAGENTS	3284403	346,960.00	18/2/19
92	MULTIGEN SUPPLIES	SUPPLY OF NON-PHARMACEUTICALS	3284473	153,240.00	06-06-19
93	CORE DIMENSIONS HOLDING	SUPPLY OF STATIONARY	3284477/78/79	251,673.00	18/6/19
94	SCIENCESCOPE LTD	SUPPLY OF LABORATORY REAGENTS	3265256	375,730.00	21/5/19
95	SANCY GENERAL ENTERPRISES	SUPPLY OF BEEF WITHOUT BONES	3284454	147,000.00	05-02-19
96	SHELBI ENTERPRISES	SUPPLY OF ASSORTED FOODSTUFFS	3284452	393,580.00	05-02-19
97	MEDIX EAST AFRICA	SUPPLY OF NON PHARMACEUTICALS	3284472	250,000.00	06-06-19
98	MEDITEAM	SERVICING OF ANESTHETIC MACHINE	0	160,000.00	26/6/19
99	MULTICARE MEDICAL SUPPLIES	MEDICAL DRUGS	2785278	305,800.00	31/1/16
100	TOEZ PHARMACY	MEDICAL DRUGS	2785256/57/58/59	723,450.00	31/10/16
101	BENMED PHARMACEUTICAL	MEDICAL DRUGS	2785266/67/68	2,361,950.00	31/10/16
102	BENMED PHARMACEUTICAL	MEDICAL DRUGS	2785262/63	1,677,400.00	31/10/16
103	BENMED PHARMACEUTICAL	MEDICAL DRUGS	2785260/61	1,155,800.00	31/10/19
104	CAPITAL MEDICAL	SUPPLY OF PATIENT TROLLEYS	3085556	120,000.00	29/6/18
105	DANVOUR INVESTMENT	SUPPLY OF TENTS AND CHAIRS	0	285,200.00	02-04-19
106	MEDIX E.A LIMITED	LAB-REAGENTS NYAHURURU HOSP	2839000	434,600.00	30/06/2019
107	MEDIX E.A LIMITED	LAB-REAGENTS NYAHURURU HOSP	3271769	172,200.00	30/06/2019
108	MEDIX E.A LIMITED	LAB-REAGENTS NYAHURURU HOSP	3265259	71,900.00	30/06/2019
109	MEDIX E.A LIMITED	LAB-REAGENTS NYAHURURU HOSP	2838997	117,100.00	30/06/2019
110	MEDIX E.A LIMITED	LAB-REAGENTS NYAHURURU HOSP	3265257	273,900.00	30/06/2019
111	SCIENCESCOPE LIMITED	LAB-REAGENTS NYAHURURU HOSP	3271675	210,750.00	30/06/2019
112	SCIENCESCOPE LIMITED	LAB-REAGENTS NYAHURURU HOSP	3265255	440,450.00	30/06/2019
113	SCIENCESCOPE LIMITED	LAB-REAGENTS NYAHURURU HOSP	2838998/9	347,770.00	30/06/2019
114	CHEMOQUIP	LAB-REAGENTS NYAHURURU HOSP	3265262	180,000.00	30/06/2019



**COUNTY GOVERNMENT OF LAIKIPIA - EXECUTIVE**

**Reports and Financial Statements**

**For the quarter ended 31<sup>st</sup> December 2019**

115	CHEMOQUIP	LAB-REAGENTS NYAHURURU HOSP	3265264	140,000.00	30/06/2019
116	GEEWEST ENTERPRISES	LAB-REAGENTS NYAHURURU HOSP	2838886	45,000.00	30/06/2019
117	PAIVAL GENERAL SUPPLIES	GENERAL OFFICE SUPPLIES NYAHURURU HOSP	2785494	451,000.00	30/06/2019
118	PAIVAL GENERAL SUPPLIES	GENERAL OFFICE SUPPLIES NYAHURURU HOSP	3271670	451,000.00	30/06/2019
119	PAIVAL GENERAL SUPPLIES	GENERAL OFFICE SUPPLIES NYAHURURU HOSP	2785487	326,200.00	30/06/2019
120	PAIVAL GENERAL SUPPLIES	GENERAL OFFICE SUPPLIES NYAHURURU HOSP	3271674/3/2	114,810.00	30/06/2019
121	PAIVAL GENERAL SUPPLIES	GENERAL OFFICE SUPPLIES NYAHURURU HOSP	3265251	394,800.00	30/06/2019
122	PAIVAL GENERAL SUPPLIES	GENERAL OFFICE SUPPLIES NYAHURURU HOSP	2785400	455,100.00	30/06/2019
123	HERI GENERAL MERCHANTS	GENERAL OFFICE SUPPLIES NYAHURURU HOSP		66,500.00	30/06/2019
124	ZAKIMA VENTURES	FOOD STUFF FOR NYAHAURURU HOSP		18,000.00	30/06/2019
125	TAIFA BUTCHERY	FOOD STUFF FOR NYAHAURURU HOSP		173,220.00	30/06/2019
126	JACESTO INVESTMENTS	FOOD STUFF FOR NYAHAURURU HOSP		9,000.00	30/06/2019
127	MEGAPOT ENTERPRISES	FOOD STUFF FOR NYAHAURURU HOSP		24,210.00	30/06/2019
128	GLOBAL INTER JAPAN	CLEANISING MATERIALS NYAHURURU HOSP	3271758	477,368.00	30/06/2019
129	GLOBAL INTER JAPAN	CLEANISING MATERIALS NYAHURURU HOSP	3271671	477,368.00	30/06/2019
130	KEMSA	SUPPLY OF DRUGS NYAHURURU HOSP	3271764/5	365,800.00	30/06/2019
131	WEST PHARMACY	SUPPLY OF NAN-1	3271771	18,000.00	30/06/2019
132	SUPPLY SOLUTION ENTERPRISES	SUPPLY OF NON-PHARMACEUTICALS	2838851	522,950.00	30/06/2019
133	MOGERE AGENCIES LTD	SUPPLY OF MEDICAL GASES	2838723	105,000.00	30/06/2019
134	NYAHURURU SERVICE STATION	SUPPLY OF FUEL AND LUBRICANTS	2838887	593,125.00	30/06/2019
135	NYAHURURU SERVICE STATION	SUPPLY OF FUEL AND LUBRICANTS	3271792	377,856.00	30/06/2019
136	NYAHURURU SERVICE STATION	SUPPLY OF FUEL AND LUBRICANTS	3271793	376,649.00	30/06/2019
137	NYAHURURU SERVICE STATION	SUPPLY OF FUEL AND LUBRICANTS	3271794	312,486.00	30/06/2019
138	NYAHURURU SERVICE STATION	SUPPLY OF FUEL AND LUBRICANTS	3271794	362,574.00	30/06/2019
139	NYAHURURU SERVICE STATION	SUPPLY OF FUEL AND LUBRICANTS	3271795	234,016.00	30/06/2019
140	SUPPLY AND DELIVERY OF LAB EQUIPMENT'S TO KALALU DISPENSARY	SUPPLY AND DELIVERY OF LAB EQUIPMENT'S TO KALALU DISPENSARY	3271797	1,200,000.00	25/5/19
141	MULTIGEN AGENCIES	LAB REAGENTS TO LAIKIPIA WEST HEALTH FACILITIES		1,621,500.00	07-02-19
142	ADETECH SOLUTIONS CECS	LAPTOP, DESKTOP, PRINTER, PHONE	3337101	923,400.00	26/5/19
143	SEMU TECHNOLOGIES	LAB REAGENTS TO LAIKIPIA EAST AND NORTH HEALTH FACILITIES		1,325,250.00	07-02-19

**COUNTY GOVERNMENT OF LAIKIPIA - EXECUTIVE**

**Reports and Financial Statements**

**For the quarter ended 31<sup>st</sup> December 2019**

144	RAZOR BRAND COMPANY	DELIVERY BEDS			7,458,000.00	06-08-19
145	CHEM- LABS LTD	LAB EQUIPMENTS TO WIYUMIRIRIE DISPENSARY	3337147		1,339,490.00	07-01-19
146	MEDIX COMPANY	HB METERS			1,007,500.00	07-01-19
147	WALKERS KIKWETU	CATERING SERVICES			500,000.00	07-01-19
148	SHUTTLE GARAGE	TUBES, TYRES AND 4 PCS BATTERIES			1,054,683.90	24/5/19
149	BRAYSON ENTERPRISES	CALENDARS, WRIST BANDS,3D'S			285,000.00	03-06-19
150	CHAVESIA INVESTMENT	BRANDED T-SHIRTS, EXECUTIVE SHIRTS AND BRANDED HOODS			307,000.00	03-06-19
151	DEVISA AGENCY	EQUIPPING OF MUGUMO BOREHOLE	18		3,865,935.00	06-07-19
152	ROSANT CONTRACTORS	EQUIPPING OF MARURA BOREHOLE	17		2,679,000.00	06-07-19
153	MALIBU PHARMACY LIMITED	MEDICAL DRUGS	3337110/11/12/13		1,663,350.00	30/06/2019
154	TRANSMEGA KENYA LIMITED	MEDICAL DRUGS	3337130/31/32		1,292,675.00	30/06/2019
155	ANTARC HEALTHCARE LIMITED	MEDICAL DRUGS	3337114/15		1,887,550.00	30/06/2019
156	KEIN MEDICAL SUPPLIES	MEDICAL DRUGS	3337123/25/26/27		1,432,922.00	30/06/2019
157	AUSTEPHAM CHEMIST	NON-PHARMACEUTICALS	3337141/42/43		1,301,000.00	30/06/2019
158	LIGHT HOUSE PHAMANCY	MEDICAL DRUGS	3337118/19/20		1,238,800.00	30/06/2019
159	ADTECH SOLUTIONS	MEDICAL DRUGS	3337101		923,400.00	30/06/2019
160	KIEN CHAKA COMPANY	MEDICAL DRUGS	3337128/29		1,836,300.00	30/06/2019
161	TOEZ PHARMACY	MEDICAL DRUGS	3337133/34/35/36/37		1,744,040.00	30/06/2019
162	THE STAR PUBLICATIONS LIMITED	MEDICAL DRUGS			169,360.00	30/06/2019
163	SEMU MEDICAL TECHNOLOGIES LIMITED	MEDICAL DRUGS	775		1,071,150.00	30/06/2019
164	SAFARICOM LIMITED	CHVS ALLOWANCES			6,540,000.00	30/06/2019
165	ALLMED MEDICAL SUPPLIES	MEDICAL DRUGS	3284366		120,000.00	04-11-19
166	ALLMED MEDICAL SUPPLIES	MEDICAL DRUGS	3284471		153,000.00	25/06/2019
167	ANGELICAL MEDICAL SUPPLIES LIMITED	MEDICAL DRUGS	3284336		580,000.00	22/1/2019
168	ALLMED MEDICAL SUPPLIES	MEDICAL DRUGS			1,726,300.00	26/04/2019
169	HARLEYS LIMITED	SUPPLY OF ORTHOPAEDIC ITEMS			197,500.00	25/06/2019
170	CAPITAL MEDICAL	MEDICAL DRUGS			120,000.00	25/06/2019
171	ROSAX AFRICA LIMITED	SUPPLY OF ORTHOPAEDIC ITEMS	3085529		62,500.00	19/10/2018
172	MISSION FOR ESSENTIAL DRUGS	SUPPLY OF MEDICAL DRUGS	3085526		281,690.00	11-02-18
173	SIPICHEM PHARMACEUTICALS	SUPPLY OF NON-PHARMACEUTICALS	3284362		52,400.00	30/4/2019
174	SCIENCESCOPE	SUPPLY OF LABORATORY REAGENTS	3085583		302,750.00	30/4/2019
175	MEDIX EAST AFRICA LIMITED	SUPPLY OF LABORATORY REAGENTS	3284459		578,000.00	28/5/2019
176	P.G.G ENTERPRISES	SUPPLY OF FOODSTUFFS	3284487		20,000.00	31/05/2019

**COUNTY GOVERNMENT OF LAIKIPIA - EXECUTIVE**

**Reports and Financial Statements**

**For the quarter ended 31<sup>st</sup> December 2019**

177	P.G. ENTERPRISES	SUPPLY OF FOODSTUFFS	3284455	176,000.00	05-02-19
178	THINGIA MAMBO	SUPPLY OF FOODSTUFFS	3337076/3337077/3284490	71,305.00	31/5/2019
179	SANCY ENTERPRISE	SUPPLY OF BEEF WITHOUT BONES		11,200.00	31/05/2019
180	SIFARM DIARIES	SUPPLY OF MILK		90,000.00	31/05/2019
181	SIFARM DARIES	SUPPLY OF MILK	3284489	75,000.00	06-03-19
182	SHELBI ENTERPRISES	SUPPLY OF FOODSTUFFS	3284476	103,300.00	19/12/2018
183	SHELBI ENTERPRISES	SUPPLY OF FOODSTUFFS	3284488	110,400.00	06-03-19
184	ARCHIRAL PHARMAS	MEDICAL DRUGS	3284393	37,500.00	16/04/2019
185	ZIONVILLE AGENCIES	SUPPLY OF COOKING GAS	3284375	300,000.00	04-01-19
186	DEKAAN ENG & GASES	SUPPLY OF MEDICAL OXYGEN	3284380	227,500.00	25/04/2019
187	BUSINESS MACHINE	SUPPLY OF GENERAL OFFICE STATIONERIES	32844339	588,160.00	25/04/2019
188	EVEREST COMPUTER SYSTEM	SUPPLY OF THERMOPRINTERS		227,700.00	25/04/2019
189	LECO CONSULT	SUPPLY OF ASSORTED STATIONERIES	3284404/3284405/3284367	856,130.00	26/02/2019
190	SYSTEM PARTNERS	SERVICE OF FUNSOFT SYSTEM		174,000.00	25/04/2019
191	GLORY HARDWARE	SUPPLY OF HARDWARE ITEMS	3284474	19,330.00	13/6/2019
192	GLORY HARDWARE	SUPPLY OF HARDWARE ITEMS	3284394	28,697.00	18/6/2019
193	KENLINK ELECTRICALS	SUPPLY OF ELECTRICAL ITEMS	3284364	127,141.00	04-11-19
194	MEDIC EAST AFRICA LIMITED	SUPPLY OF LABORATORY REAGENTS	3284459	578,000.00	28/5/2019
195	LIQUID REFRIGERATION	SUPPLY AND FIXING OF COLD ROOM SPARES	0	244,900.00	11-06-18
196	NGERI, OMITI AND BUSH ADVOCATES LLB	DRRAFTING OF BY-LAWS PURSUAT TO SECTION 44 COUNTY HEALTH ACT. 2014		6,960,000.00	25/06/2019
197	GLOSEC SERVICES	SECURITY SERVICES RUMURUTI HOSP	0	144,000.00	21/6/19
198	WANYONYI AUTO ENTERPRISES	MAINTAINANCE OF MOTR VEHICLE		5,000.00	26/4/2019
199	WANYONYI AUTO ENTERPRISES	MAINTAINANCE OF MOTR VEHICLE		21,300.00	19/2/2019
200	WANYONYI AUTO ENTERPRISES	MAINTAINANCE OF MOTR VEHICLE		25,000.00	30/06/2019
201	KATHINI TRADERS	SUPPLY OF MOTORVEHICLE TYRES	2838980	150,000.00	30/06/2019
202	GAGA HARDWARE STORES	SUPPLY OF ELECTRICAL ITEMS	3265265	99,960.00	30/06/2019
203	GAGA HARDWARE STORES	SUPPLY OF ELECTRICAL ITEMS	3265266/7	185,250.00	27/05/2019
204	GALLOP AFRICA	MAINTAINANCE OXYGEN PLANT		350,000.00	30/06/2019
205	NETZERO SYSTEMS	STATIONARY		318,400.00	30/06/2019
206	SHUTTLE GARAGE	MOTR VEHICLE SERVICE AND REPAIRS		2,000,000.00	24/4/19
207	PELT SECURITY SERVICES	SECURITY SERVICES		360,000.00	30/06/2019
208	NHIF	SUBSIDY TO COUNTY RESIDENTS		7,592,970.00	30/06/2019
209	MWANGAZA GAS SUPPLIERS		3265291	504,000.00	
210	JACESTO INVESTMENT		3265359	52,970.00	
211	BONDENI TREES ENTERPRISE		3265361	168,840.00	
212	MEGAPOT ENTERPRISE		3265357	46,500.00	

**COUNTY GOVERNMENT OF LAIKIPIA - EXECUTIVE**  
**Reports and Financial Statements**  
**For the quarter ended 31<sup>st</sup> December 2019**

213	TAIFA BUTCHERY		3265360	22,500.00
214	ZAKIMA VENTURES		3265358	540,195.00
215	MEDIX EAST AFRICA		3265364	204,000.00
216	SUPPLY SOLUTIONS		3265362	28,000.00
217	GEEWEST ENTERPRISES		3265288	80,360.00
218	BONDENI TREES ENTERPRISE		3265280	179,830.00
219	MEGAPOT ENTERPRISE		3265276	48,050.00
220	MEGAPOT ENTERPRISE		3265275	179,660.00
221	MEGAPOT ENTERPRISE		3265356	184,700.00
222	ZAKIMA VENTURES		3265277	540,195.00
223	SECULINK KENYA LIMITED		1444100	132,000.00
224	TAIFA BUTCHERY		3265279	24,300.00
225	JACESTO INVESTMENT		3265278	52,970.00
226	JACESTO INVESTMENT		3265290	48,900.00
227	STASHITH ENTERPRISE		3265285	449,600.00
228	ALICOYA MERCHANTS		3265286	375,198.00
229	MEDIX EAST AFRICA		3265354	590,800.00
230	MEDIX EAST AFRICA		3265355	236,500.00
231	MIRIKA GENERAL MERCHANTS		3265292	27,000.00
232	STASHITH ENTERPRISE		3265284	207,100.00
233	STASHITH ENTERPRISE		3265283	219,100.00
234	DEEKAN ENGINEERING		3265287	207,200.00
235	MEDITEAM LIMITED		1444089	406,000.00
236	MWANGAZA GAS SUPPLIERS		3265289	504,000.00
237	SECULINK KENYA LIMITED		1444098	132,000.00
238	KEMSA		3265404	291,280.00
239	KEMSA		3265403	330,990.00
240	KEMSA		3265402	729,220.00
241	KEMSA		3265401	821,770.00
242	KEMSA		3265415	180,500.00
243	KEMSA		3265405	304,450.00
244	KEMSA		3265406	842,202.00
245	KEMSA		3265407	412,550.00
246	KEMSA		3265408	228,440.00
247	KEMSA		3265409	641,200.00
248	KEMSA		3265410	719,900.00
249	KEMSA		3265411	352,250.00
250	KEMSA		3265412	920,100.00
251	KEMSA		3265413	492,750.00
252	KEMSA		3265414	485,620.00

**COUNTY GOVERNMENT OF LAIKIPIA - EXECUTIVE**

**Reports and Financial Statements**

**For the quarter ended 31<sup>st</sup> December 2019**

253	SCIENCESCOPE	3265255	440,450.00
254	CHEMOQUIP LIMITED	3265262	180,000.00
255	CHEMOQUIP LIMITED	3265264	140,000.00
256	NYAHURURU SERVICE STATION	3271797	234,016.00
257	NYAHURURU SERVICE STATION	2838977	381,907.00
258	KEMSA	3271764	288,000.00
259	KEMSA	3271765	128,000.00
260	GLOBAL INTER JAPAN	3271790	49,538.00
261	PAIVAL GENERAL SUPPLIES	3271674	3,000.00
262	ZAKIMA VENTURES	3265295	540,195.00
263	MEGAPOT ENTERPRISE	3265293	184,940.00
264	MEGAPOT ENTERPRISE	3265294	48,050.00
265	BONDENI TREES ENTERPRISE	3265298	178,080.00
266	JACESTO INVESTMENT	3265296	52,970.00
267	TAIFA BUTCHERY	3265297	24,750.00
268	MEDIX EAST AFRICA	3265365	625,150.00
269	MEDIX EAST AFRICA	3265366	904,200.00
270	MEDIX EAST AFRICA	3265367	20,650.00
271	MEDIX EAST AFRICA	3265368	230,060.00
272	MEDIX EAST AFRICA	3265369	128,100.00
273	MEDIX EAST AFRICA	3265370	135,300.00
274	GEEWEST ENTERPRISES	3265371	177,100.00
275	MEDIX EAST AFRICA	3265372	210,300.00
276	MEGAPOT ENTERPRISE	3265373	184,940.00
277	MEGAPOT ENTERPRISE	3265374	48,050.00
278	ZAKIMA VENTURES	3265377	540,195.00
279	JACESTO INVESTMENT	3265378	52,970.00
280	TAIFA BUTCHERY	3265379	25,875.00
281	BONDENI TREES ENTERPRISE	3265380	178,080.00
282	MEGAPOT ENTERPRISE	3265381	184,700.00
283	MEGAPOT ENTERPRISE	3265382	48,750.00
284	ZAKIMA VENTURES	3265383	540,195.00
285	JACESTO INVESTMENT	3265384	52,970.00
286	TAIFA BUTCHERY	3265385	22,500.00
287	BONDENI TREES ENTERPRISE	3265386	166,950.00
288	MEGAPOT ENTERPRISE	3265387	219,614.00
289	MEGAPOT ENTERPRISE	3265388	79,709.00
290	ZAKIMA VENTURES	3265389	320,290.00

**COUNTY GOVERNMENT OF LAIKIPIA - EXECUTIVE**  
**Reports and Financial Statements**  
**For the quarter ended 31<sup>st</sup> December 2019**

291	JACESTO INVESTMENT					3265390	59,240.00
292	TAIFA BUTCHERY					3265391	43,365.00
293	BONDENI TREES ENTERPRISE					3265392	175,464.00
294	ALICOYA MERCHANTS					3265393	779,000.00
295	SECULINK KENYA LIMITED					1444099	132,000.00
296	SECULINK KENYA LIMITED					1385713	132,000.00
297	SECULINK KENYA LIMITED					1385714	132,000.00
298	SECULINK KENYA LIMITED					1385715	132,000.00
299	KEMSA					3265351	243,516.00
300	KEMSA					3265353	66,940.00
301	KEMSA					3265352	51,050.00
							<b>195,260,007.35</b>

**6. DEPARTMENT OF FINANCE, ECONOMIC PLANNING AND COUNTY DEVELOPMENT**

Supplier of Goods or Services	Original Amount	Date Contracted	Amount Paid To-Date	Outstanding Balance		Comments
				B	C	
Construction of buildings					D=A-C	
QUALITY TRADING COMPANY LTD	167,608	20-02-19	-	167,608		CONSTRUCTION OF RAIN WATER HARVESTING FOR LONYIEK SECONDARY SCHOOL.
EVEN ME ENTERPRISES	3,900,000	29/03/2019	-	3,900,000		CONSTRUCTION OF BOARDROOM @ COUNTY OFFICES NANYUKI - FIRST INTERIM PAYMENT FOR WORK DONE.
<b>Sub-Total</b>	<b>4,067,608</b>			<b>4,067,608</b>		
Construction of civil works						
Supply of goods						
<b>Sub-Total</b>	<b>-</b>			<b>-</b>		
OLYMPIA HOTELS LTD.	20,600	09-05-19	-	20,600		SUPPLY OF ORDINARY AND EXECUTIVE SEATS AND TABLES.
MUWAN AGENCIES .	160,000	04-03-19	-	160,000		SUPPLY AND DELIVERY OF 2 LAPTOPS.
EXELIENT HOLDINGS	1,549,000	28/05/2019	-	1,549,000		SUPPLY OF TENTS
UNCORKED LIMITED	550,000	28/05/2019	-	550,000		SUPPLY OF PA SYSTEM, GENERATOR AND ENTERTAINMENT

**COUNTY GOVERNMENT OF LAIKIPIA - EXECUTIVE**  
**Reports and Financial Statements**  
**For the quarter ended 31<sup>st</sup> December 2019**

SAMEER	147,600	20-02-19	-	147,600	SUPPLY OF 5 TYRES KBQ 158D.
EXELIENT HOLDINGS	1,720,000	28/05/2019	-	1,720,000	1000 SEATER DOME TENT FOR TWO DAYS, TENTS FOR EXHIBITION
ELCY ENTERPRISES	1,625,000	28/05/2019	-	1,625,000	SUPPLY OF MAIZE SEEDS VARIETY DUMA
KAWAI	1,900,000	26/05/2019	-	1,900,000	SUPPLY OF MAIZE SEED VARIETY H624
TYPAR	1,999,400	13-05-19	-	1,999,400	SUPPLY OF POINT OF SALE (POS) 1900 MODEL T1/J1GB ROM,512Ram,DDR2,7.4
INTREPID	1,040,000	03-03-19	-	1,040,000	SUPPLY OF REVENUE BOOKS
EVEREST	600,000	28/05/2019	-	600,000	SUPPLY AND DELIVERY OF T SHIRTS DURING INNOVATION
ONTIME TECHNICS AND SUPPLIES	1,130,500	19/03/2019	-	1,130,500	DESIGNING AND PRINTING OF ROLLER UP BANNERS, BRONCHUERS, FLIERS AND BRANDED BAGS
BLADES EMPIRE	500,000	19/03/2019	-	500,000	DESIGN PRINT AND DELIVERY OF LAIKIPIA REVENUE OPEN DAY MAGAZINES
LEXCAM	1,171,400	28/05/2019	-	1,171,400	SUPPLY AND DELIVERY OF TEAR DROP, ROLL UP BUNNER AND SEATS
LANDALE	420,000	04-12-19	-	420,000	SUPPLY OF LAPTOPS AND DESKTOP.
ISUZU EAST AFRICA	5,200,000	17/04/2019	-	5,200,000	FVR23MR TRUCK, D-MAX 250 4*4
ECLIPSE CROSS LIMITED.	191,284	28-06-19	-	191,284	SUPPLY OF FURNITURE.
JOROSEATE LIMITED.	582,568	28-06-19	-	582,568	SUPPLY OF COMPUTER AND LAPTOPS.
MARWAGI ENTERPRISES	450,000	15/01/2019	-	450,000	SUPPLY AND DELIVERY OF CARTONS OF MACHINE ROLLS AT 300PCS.
RANY	547,520	04-05-19	-	547,520	BANNERS, FLYERS, A3 POSTERS AND PA SYSTEMS
<b>Sub-Total</b>	<b>21,504,872.00</b>		-	<b>21,504,872.00</b>	
<b>Supply of services</b>					
THE FALLS HIPPO POINT LOUNGE.	801,000.00	30/05/2019-17/05/2019	-	801,000.00	PAYMENT OF PAX OF LUNCHEES AND BREAKFAST FOR V.I.P.
SCALE & SOFT ENTERPRISES.	7,258,120.00	05-05-19	-	7,258,120.00	SUPPLY WEIGHBRIDGE SERVICES-BEING CHARGES FOR WEIGHING SERVICES.
THOMSONS FALLS ESTATE LTD.	809,010.00	29/05/2019.	-	809,010.00	SUPPLY OF DINNER FOR THE ORGANISATION GOVERNOR AND TEAM BREAKFAST,ACCOMODATION AND GROUND HIRE.
REGIONAL BUSINESS CONNECTION	498,155.00	24-05-19	-	498,155.00	SUPPLY OF DEBT COLLECTION SERVICES.
BUSARA CORE SOLUTIONS.	986,000.00	22/06/2018	-	986,000.00	SUPPLY OF RECORD MANAGEMENT SYSTEM.
RYNCAR	770,000.00	28/06/2019	-	770,000.00	DECORATIONS
BEISA HOTEL	120,000.00	14/05/2019	-	120,000.00	FULL DAY CONFERENCE
STRINGER ENTERPRISES.	423,400.00	12-05-18	-	423,400.00	SUPPLY AND INSTALLATION OF WIFI AT THE NEW OFFICE OF THE GOVERNOR INSTALLATION.
64 BUSINESS MACHINE	225,000.00	16/05/2019	-	225,000.00	SUPPLY AND DELIVERY OF ORTHOPEDIC SEATS

**COUNTY GOVERNMENT OF LAIKIPIA - EXECUTIVE**  
**Reports and Financial Statements**  
**For the quarter ended 31<sup>st</sup> December 2019**

MUTINDWA ENTERPRISE LTD	425,149.00	17/05/2019	-	425,149.00	REPAIR AND MAINTANANCE OF KBQ 158A
INOORO RADIO	175,000.00	19/03/2019	-	175,000.00	5 DAYS CLASSIFIED RADIO ADVERSEMENT FOR REVENUE OPEN DAY
NATION MEDIA GROUP PLC	258,424.00	07-08-18	-	258,424.00	SPACE ORDER FOR NEWSPAPER ADVERTISEMENT ON LAND RATE WAIVER ON DAILY NEWSPAPER
KKENYA SCHOOL OF GOVERNMENT.	8,267,552.00	03-04-19	-	8,267,552.00	CHARGES FOR TRAINING FOR PRE-RETIREMENT COURSE AND FULL BOARD ACCOMODATION
NATION MEDIA GROUP PLC	250,000.00	27/03/2019		250,000.00	ADVERTISEMENT SPACE ORDER FOR LAIKIPIA PROFESSIONAL MEETING AND REVENUE COLLECTORS JOB VACANCIES
PAYMASTER GENERAL	739,800.00	26/04/2019		739,800.00	REVENUE BOARD KRA TAX PERMITTANCE FOR THE MONTH OF SEPTEMBER 2018-FEBRUARY 2019
BEISA	162,500.00	18/02/2019	-	162,500.00	CATERING SERVICES
SPORTMAN ARMS	457,400.00	26-03-19	-	457,400.00	CATERING SERVICES
NATION MEDIA GROUP PLC	274,920.00	08-07-19	-	274,920.00	ADVERTISING SPACE ORDER IN THE NATION MEDIA
LIONS COURT INN	121,000.00	26-03-19	-	121,000.00	HALF DAY CONFERENCE, PROJECTOR HIRE
FALCON HEIGHTS HOTEL	192,400.00	12-09-18	-	192,400.00	SUPPLY OF FULL DAY CONFERENCE AND OUTSIDE CATERING SERVICES.
WAVEX	88,700.00	03-02-19	-	88,700.00	INTERNET MONTHLY SUBSCRIPTION
SAFARICOM	426,880.00	04-02-19	-	426,880.00	USSD APPLICATION FEE
PIESTA HOTEL RUMURUTI	486,500.00	26/05/2019	-	486,500.00	TRAINING FACILITY OF 100 PAX FULL BOARD CONFERENCE FOR LAIKIPIA COUNTY AT 4800 PER PAX
FALCON HEIGHTS HOTEL	280,900.00	30/01/2018	-	280,900.00	OUTSIDE CATERING 50 PAX BREAKFAST, LUNCH, SEATS. PA SYSTEM, LCD, FLIP CHART TRANSPORT
TELKOM KENYA	504,252.00	02-04-19	-	504,252.00	12MPS DEDICATED AND 6MPS DEDICATED
<b>Sub-Total</b>	<b>25,002,062.00</b>		-	<b>25,002,062.00</b>	
<b>Grand Total</b>	<b>50,574,542.00</b>		-	<b>50,574,542.00</b>	

**6. DEPARTMENT OF AGRICULTURE LIVESTOCK AND FISHERIES**

SUPPLIER OF GOODS OR SERVICES	ORIGINAL AMOUNT	DATE CONTRACTED	AMOUNT PAID TO-DATE	OUTSTANDING BALANCE		COMMENTS
				2018/2019	2019	
	A	B	C	D=A-C		
CONSTRUCTION OF BUILDINGS	-		-	0	0	
SUB-TOTAL CONSTRUCTION OF CIVIL WORKS	-		-	0	0	



**COUNTY GOVERNMENT OF LAIKIPIA - EXECUTIVE**

**Reports and Financial Statements**

**For the quarter ended 31<sup>st</sup> December 2019**

MAXCON GENERAL CONSTRUCTION ENDS	7,983,145.00	16-Mar-18	2,147,783.00	-	5,835,362.00	CONSTRUCTION OF CHILLER ROOM AT NANYUKI SLAUGHTER HOUSE
INTERNATIONAL COMPANY LIMITED	4,446,966.00	19-Mar-18	2,640,574.00	-	1,806,392.00	CONSTRUCTION OF BOUNDARY WALL AT NANYUKI SLAUGHTER HOUSE
SPARLEX LIMITED	682,829.00	16-Mar-18	595,710.00	-	87,119.00	WASHROOM EXTENSION IN CHIEF OFFICERS' OFFICE AT THE DEPARTMENT OF AGRICULTURE NANYUKI
VIBEHEM GENERAL ENTERPRISES LTD	3,985,690.00	19-Mar-18	3,477,171.00	-	508,519.00	RENOVATIONS TO NANYUKI SLAUGHTER HOUSE IN NANYUKI
DAIS VENTURES LIMITED	683,274.00	16-Mar-18	630,262.00	-	53,012.00	REHABILITATION OF RUMURUTI LIVESTOCK MARKET
METAGLAS TRADERS	2,049,894.00	19-Mar-18	1,718,783.00	-	331,111.00	DRAINAGE WORKS AT RUMURUTI FISH FARM AND RENOVATION OF RUMURUTIFISH FARM FENCE IN LAIKIPIA COUNTY
ALVINCO LIMITED	2,594,000.00	30-May-19	-	2,594,000.00	-	PROPOSED DRILLING, DEVELOPMENT AND TEST PUMPING OF MUTHENGERA BOREHOLE IN IGWAMITI WARD IN LAIKIPIA COUNTY.
GRATIMO	1,655,320.00	30-May-19	-	1,655,320.00	-	ESCAVATION OF HOUSEHOLD WATERPANS IN NGOBIT WARD
GRATIMO	1,655,320.00	30-May-19	-	1,655,320.00	-	ESCAVATION OF HOUSEHOLD WATERPANS IN RUMURUTI WARD
ELLERSTON ENTERPRISES	3,886,000.00	28-May-19	-	3,886,000.00	-	PROPOSED CONSTRUCTION OF KIAMBOGO DAM DESILT IN GITHIGA WARD
ROHI-TECH GEN	1,952,280.00	28-May-19	-	1,952,280.00	-	REHABILITATION ,DESILTING AND REPAIR OF ERODED SPILLWAY FOR MUTIRITHIA COMMUNITY WATER PAN
GUZMANIA	1,609,732.00	29-Apr-19	-	1,609,732.00	-	ESCAVATION OF HOUSEHOLD WATERPANS IN INHINGITHU WARD
GUZMANIA	1,698,704.00	29-Apr-19	-	1,698,704.00	-	ESCAVATION OF HOUSEHOLD WATERPANS IN OLMORAN WARD
SCALE AND SOFTWARE	1,950,000.00	30-May-19	-	1,950,000.00	-	PURCHASE DELIVERY AND INSTALLATION OF WEIGHING MACHINES
GRATIMO MBISAW CON. LTD	1,606,600.00	30-May-19	-	1,606,600.00	-	ESCAVATION OF HOUSEHOLD WATERPANS IN RUMURUTI WARD
ELEPHANT CONSTRUCTION	1,970,000.00	28-May-19	-	1,970,000.00	-	MUNDA IRRIGATION SCHEME INTAKE WORKS DESIGN AND CONSTRUCTION OF STORAGE FACILITIES AND SUPPLY DELIVERY
	33,687,079.00	1-Mar-19	3,381,505.69	30,305,573.31	-	

**COUNTY GOVERNMENT OF LAIKIPIA - EXECUTIVE**  
**Reports and Financial Statements**  
**For the quarter ended 31<sup>st</sup> December 2019**

COMPANY										
MACHANT CONTRACTORS	22,974,942.00	7-Mar-19	-	22,974,942.00	0					INSTALLATION AND COMMISSIONING OF MAIZE DRYERS
WENZHOU CONTRACTORS LTD	33,037,489.70	7-Mar-19	10,432,202.50	22,605,287.20	0					DESIGN AND CONSTRUCTION OF STORAGE FACILITIES AND SUPPLY DELIVERY INSTALLATION AND COMMISSIONING OF MAIZE DRYERS
ALMAHDI CONSTRUCTION COMPANY LTD	1,496,000.00	7-Jun-19		1,496,000.00	0					DESIGN AND CONSTRUCTION OF STORAGE FACILITIES AND SUPPLY DELIVERY INSTALLATION AND COMMISSIONING OF MAIZE DRYERS
<b>SUB-TOTAL SUPPLY OF GOODS</b>	<b>131,605,264.70</b>		<b>25,023,991.19</b>	<b>97,959,758.51</b>	<b>8,621,515.00</b>					
OX-BOW ENTERPRISES LTD	1,150,000.00	6-Mar-19	-	1,150,000.00	-					SUPPLY AND DELIVERY OF AGRICULTURAL MATERIAL EX-DRAWN PLANTER AND BOOM SPRAYER
JAKE DUAL LIMITED	2,700,480.00	29-May-19	-	2,700,480.00	-					SUPPLY AND DELIVERY OF ANIMAL EAR TAGGING EAR TAG SCANNER AND EAR TAG APPLICATOR
JOROSEATE VENTURES	1,720,425.00	7-Jun-19	-	1,720,425.00	-					SUPPLY AND DELIVERY OF OFFICE EQUIPMENTS
AGRI FLORA										
ORGANIC SOLUTIONS	1,267,200.00	29-May-19	-	1,267,200.00	-					SUPPLY OF FERTILIZER
BRIM SUPPLIES AND SERVICES LTD	590,100.00	30-May-19	-	590,100.00	-					SUPPLY AND DELIVERY OF HARDWARE MATERIALS FOR AWARDDING
64 BUSINESS	280,000.00	30-May-19	-	280,000.00	-					SUPPLY AND DELIVERY CABINETS
TOTAL KENYA LIMITED	2,900,000.00	23-May-19	-	2,900,000.00	-					REPLENISHMENT OF DEPARTMENTAL FUEL CARDS
JEDA HARDWARE	107,740.00	17-May-19	-	107,740.00	-					SUPPLY OF HARDWARE MATERIALS
WAGAKUMU	130,000.00	6-Jun-19	-	130,000.00	-					SUPPLY AND DELIVERY OF HOSPITALITY ITEMS
PAPERGAL										
SUPPLIERS	256,300.00	4-Feb-19	-	256,300.00	-					PURCHASE OF STATIONERIES
KATHINI										
TRADERS	169,000.00	30-May-19	-	169,000.00	-					PURCHASE AND DELIVERY OF TYRES
KEVEVAPI		27-Jun-19	-	3,678,000.00	-					PURCHASE OF VACCINES AND SERA

**COUNTY GOVERNMENT OF LAIKIPIA - EXECUTIVE**

**Reports and Financial Statements**

**For the quarter ended 31<sup>st</sup> December 2019**

	3,678,000.00							
KARLO MACHAKOS	500,000.00	27-Mar-19			500,000.00			PURCHASE OF CERTIFIED SEEDS
SIMLAW SEEDS SOILCARES LIMITED	451,020.00	27-Mar-19			451,020.00			PURCHASE OF CERTIFIED SEEDS
JOMPER ENTERPRISES MIKAN URBAN LIMITED	1,281,060.00	6-Jun-19			1,281,060.00			SUPPLY AND DELIVERY OF HAND RAPID SOIL TESTING KIT
ENTERPRISES MIKAN URBAN LIMITED	1,997,000.00	6-Jun-19			1,997,000.00			SUPPLY OF COMPUTERS AND PRINTERS
TOP BARGAIN AGENCIES LTD	2,040,000.00	27-May-19			2,040,000.00			SUPPLY AND DELIVERY OF 0.5MM LDPE FISH POND LINERS
	951,180.00	30-May-19			951,180.00		0	SUPPLY AND DELIVERY OF SLAUGHTER HOUSE MATERIAL, DETERGENTS AND HARDWARE.
<b>SUB-TOTAL SUPPLY OF SERVICES</b>	<b>22,169,505.00</b>				<b>22,169,505.00</b>			
SHUTTLE GARAGE	278,000.00	6-Jun-19			278,000.00			REPAIR AND SERVICING OF MOTOR VEHICLE
NYERI MOTOR SERVICES	43,621.00	27-May-19			43,621.00			REPAIR AND SERVICING OF MOTOR VEHICLE
RUKIRA AUTO GARAGE	189,000.00	12-Sep-18			189,000.00			REPAIR AND SERVICING OF MOTOR VEHICLE
LIKII AUTO GARAGE	37,931.00	29-Apr-19			37,931.00			REPAIR AND SERVICING OF MOTOR VEHICLE
SAMEER AFRICA SHUTTLE GARAGE	132,000.00	2-May-19			132,000.00			PURCHASE OF TYRES
NATION MEDIA GROUP	26,400.00	17-Sep-19			26,400.00			REPAIR AND SERVICING OF MOTOR VEHICLE
	91,640.00	9-Apr-19			91,640.00			1/8 ADVERTISEMENT SPACE ORDER
KENYA POWER	123,093.00	2-May-19			123,093.00			ELECTRICITY BILLS FOR VARIOUS ACCOUNTS
NAWASCO	300,000.00	2-May-19			300,000.00			WATER BILL FOR VARIOS ACCOUNTS
NATION MEDIA GROUP	173,800.00	25-May-19			173,800.00			ADVERTISEMENT SPACE ORDER
SAMEER AFRICA SHUTTLE GARAGE	132,000.00	7-Jun-19			132,000.00			PURCHASE OF TYRES
	442,076.00	29-May-19			442,076.00			REPAIR AND SERVICING OF MOTOR VEHICLE

**COUNTY GOVERNMENT OF LAIKIPIA - EXECUTIVE**  
**Reports and Financial Statements**  
**For the quarter ended 31<sup>st</sup> December 2019**

	40,000.00	29-Apr-19	-	40,000.00	-	CATERING SERVICES
BEISA HOTEL STANDARD GROUP	88,160.00	6-May-19	-	88,160.00	0	1/8 ADVERTISEMENT SPACE ORDER
<b>SUB-TOTAL</b>	<b>2,097,721.00</b>			<b>2,097,721.00</b>		
<b>GRAND TOTAL</b>	<b>155,872,490.70</b>		<b>25,023,991.19</b>	<b>122,226,984.51</b>	<b>8,621,515.00</b>	

**7. DEPARTMENT OF EDUCATION AND SOCIAL SERVICES**

Supplier of Goods or Services	Original Amount	Date Contracted	Amount Paid To-Date	Outstanding Balance	Outstanding Balance	Comments
				2018/2019	2017/2018	
CONSTRUCTION OF BUILDINGS	A	B	C	D=A-C		
BENJEKA INVESTMENTS	1,207,343	18/03/2019	-	1,207,343	-	KAGAA ECDE IN RUMURUTI WARD
BERTWORLD INTERNATIONAL LIMITED	2,296,806	21/05/19	-	2,296,806	-	HAIRDRESSING WORKSHOP AT SIPILI
CHANCE ALLUMIUM	1,378,080	21/6/19	-	1,378,080	-	BAHATI ECDE CLASSROOM AT NGOBIT WARD
ECOSOPHY VENTURES	1,318,080	15/04/19	-	1,318,080	-	KIRIKO ECDE CLASSROOM AT SALAMA
FAIR OPTION INVESTMENT LIMITED	1,378,080	25-04-19	-	1,378,080	-	KALALU ECDE CLASSROOM UMANDE WARD
HOLALE CONSTRUCTION CO. LIMITED	1,298,906	20/03/2019	-	1,298,906	-	OLORUKU ECDE IN MUKOGONDO EAST
KAMWENJE GEN. SUPPLIERS &CONSTRUCTION	1,264,497		-	1,264,497	-	KISIMA ECDE CLASSROOM IN GITHIGA
KOKOO SARAH LIMITED	1,340,883	04-05-19	-	1,340,883	-	RIACHO ECDE CLASSROOM IN TIGITHI
MBANDASA BUILDING CONTRACTORS LIMITED	1,375,637	15/05/2019	-	1,375,637	-	MAGADI ECDE CLASSROOM SOSIAN
NEDLIZ SUPPLIER COMPANY LIMITED	1,290,152	14-05-19	-	1,290,152	-	LELESHWA ECDE CLASSROOM IN OL MORAN
ROJAKIMBARU GENERAL CONTRACTORS LIMITED	1,047,948	18/03/19	-	1,047,948	-	KIHATO ECDE TIGITHI

**COUNTY GOVERNMENT OF LAIKIPIA - EXECUTIVE**  
**Reports and Financial Statements**  
**For the quarter ended 31<sup>st</sup> December 2019**

TIPANGO LIMITED	1,264,497	20/03/19	-	1,264,497	-	1,264,497	-	MURAMATI ECDE IN SEGERA
UGATUZI CONTRACTOR LIMITED	1,298,997	05-06-19	-	1,298,997	-	1,298,997	-	MATANYA ECDE CLASSROOM THINGITHU
WENWEE CONTRACTORS LIMITED	1,125,692	18/03/19	-	1,125,692	-	1,125,692	-	GATHIRMA ECDE CLASSROOM AT MARMANET CONSTRUCTION OF A WORKSHOP
AIMERS CONSTRUCTION LIMITED	3,767,506		-	-	3,767,506	3,767,506	-	ST LUIS ECDE CLASSROOM AT IGWAMITI WARD
FENJOWA VENTURES	1,380,800	06-06-19	-	1,380,800	-	1,380,800	-	CONSTRUCTION OF ONE METAL PROCESSING WORKSHOP AT NANYUKI VTC
HEPEMA BUILDING & GENERAL CONTRACTORS LTD	2,295,060	26/03	-	-	2,295,060	2,295,060	-	SPETIC TANK 90,000 LTS FOR CEDC
JEDIDIA SALES LIMITED	2,260,608	27-06-19	-	2,260,608	-	2,260,608	-	MUNISHOI ECDE MUKOGODO WEST
JOCES BUILDING & CIVIL CONTRACTOR	1,235,201	24-04-19	-	1,235,201	-	1,235,201	-	KIMANJO ECDE CLASSROOM IN MUKOGODO WEST
MABUNIAN CONSTRUCTION CO LTD	1,295,302	05-06-19	-	1,295,302	-	1,295,302	-	ELECTRICAL WORKSHOP AT NANYUKI
MURUTHI WA MERCY	2,385,830	14/05/2019	-	-	2,385,830	2,385,830	-	SHEMANAI ECDE CLASSROOM AT IGWAMITI WARD
NETKIM LIMITED	1,111,885	20/03/19	-	1,111,885	-	1,111,885	-	NYARIGINU ECDE CLASSROOM IN UMANDE WARD
RANYWORKS	1,300,041	14/05/2019	-	1,300,041	-	1,300,041	-	WORKSHOP AT SALAMA V.C.T
RIFT ROLLERS	2,306,254	14-05-19	-	-	2,306,254	2,306,254	-	CONSTRUCTION MUTHAIGA ECDE CLASSROOM NANYUKI WARD
RIMJO CONSTRUCTION BUILDING	1,209,036	20/03/2019	-	1,209,036	-	1,209,036	-	MATHANII ECDE CLASSROOM SOSIAN WARD
SERBENWACH HOLDINGS LIMITED	1,295,221	10-06-19	-	1,295,221	-	1,295,221	-	MARURA ECDE CLASSROOM OL MORAN WARD
SWAP INVESTMENTS	1,293,168	06-07-19	-	1,293,168	-	1,293,168	-	MUTAMAIYU ECDE CLASSROOM AT RUMURUTI CONSTRUCTION OF A WORKSHOP AT SIPLI
VALONESS GENERAL AGENCIES	1,230,168	05-06-19	-	1,230,168	-	1,230,168	-	
PONTOON VENTURES LIMITED	3,976,184		-	-	3,976,184	3,976,184	-	

**COUNTY GOVERNMENT OF LAIKIPIA - EXECUTIVE**  
**Reports and Financial Statements**  
**For the quarter ended 31<sup>st</sup> December 2019**

COMPACTOR LOGISTICS LIMITED	798,695	21-05-18	-	-	798,695	798,695	VOCATIONAL CENTRES CONSTRUCTION OF 5 UNIT PIT LATRINE AT MUTHAIGA ECDE NANYUKI WARD
SALTOS ENTERPRISES LIMITED	810,436	24-03-18	-	-	810,436	810,436	CONSTRUCTION OF 5 UNIT PIT LATRINE AT EMGWEN ECDE RUMURUTI WARD
NJADRI BUILDING & CONSTRUCTION	799,129	01-03-18	-	-	799,129	799,129	CONSTRUCTION OF 5 UNIT PIT LATRINE AT WARERO ECDE CENTRE
DANROBE GENERAL ENTERPRISES	799,124	13-04-18	-	-	799,124	799,124	CONSTRUCTION OF 5 UNIT PIT LATRINE AT MAURUNGAI ECDE IN UMANDE WARD
AMADA LIMITED	789,020	14-03-18	-	-	789,020	789,020	CONSTRUCTION OF 5 UNIT PIT LATRINE KARANDI TOWNSHIP ECDE IN MARMANET WARD
JOHSIMTU LIMITED	781,608	26-03-18	-	-	781,608	781,608	CONSTRUCTION OF 5 UNIT PIT LATRINE AT NYAKIAMB ECDE CENTRE IN GITHIGA WARD
TEAMUL LIMITED	798,796	11-03-18	-	-	798,796	798,796	CONSTRUCTION OF 5 UNIT PIT LATRINE AT HURUMA ECDE IGWAMITI WARD
DESIMA AGENCY	799,008	14-03-18	-	-	799,008	799,008	CONSTRUCTION OF 5 UNIT PIT LATRINE AT HURUMA ECDE IN IGWAMITI WARD
NDENJOH CONSTRUCTION	799,588	14-03-18	-	-	799,588	799,588	CONSTRUCTION OF 5 UNIT PIT LATRINE AT NORTH TETU ECDE IN IGWAMITI WARD
SWAP INVESTMENT LTD	799,533	06-06-18	-	-	799,533	799,533	CONSTRUCTION OF 5 UNIT PIT LATRINE IN NORTH TETU ECDE SALAMA WARD
METAGLASS TRADERS	799,775	26-03-18	-	-	799,775	799,775	CONSTRUCTION OF 5 UNIT PIT LATRINE IN KAHUHO ECDE SOSIAN WARD
SAWATA INVESTMENTS LTD	826,007	20-05-18	-	-	826,007	826,007	CONSTRUCTION OF 5 UNIT PIT LATRINE AT NKANDO ECDE NANYUKI WARD

**COUNTY GOVERNMENT OF LAIKIPIA - EXECUTIVE**  
**Reports and Financial Statements**  
**For the quarter ended 31<sup>st</sup> December 2019**

INFINITE GENERAL MERCHANDISE LTD	794,466	06-04-18	-	-	-	794,466	CONSTRUCTION OF 5 UNIT PIT LATRINE IN MIRERA ECDE THINGITHU WARD
MASHVILLE COMPANY LIMITED	799,999	14-03-18	-	-	-	799,999	CONSTRUCTION OF 5 UNIT PIT LATRINE MUTARA ECDE IN SALAMA WARD
KARWIMA ENTERPRISES LIMITED	783,754		-	-	-	783,754	CONSTRUCTION OF 5 UNIT PIT LATRINE AT MAJIMBOGO ECDE CENTRE
LA WICE ENTERPRISES	799,802		-	-	-	799,802	CONSTRUCTION OF 5 UNIT PIT LATRINE AT SIPILI SCHOOL FOR THE DEAF
KEISTONE CONSTRUCTION COMPANY LIMITED	799,802	18-03-18	-	-	-	799,802	CONSTRUCTION OF 5 UNIT PIT LATRINE AT CHEMICHEMI ECDE CENTRE
DAAROB GENERAL ENTERPRISES	799,124		-	-	-	799,124	CONSTRUCTION OF 5 UNIT PIT LATRINE AT MURUNGAI ECDE CENTRE
TENMYLES ENTERPRISES	799,831	14-04-18	-	-	-	799,831	CONSTRUCTION OF 5 UNIT PIT LATRINE AT MOTHER THERESA ECDE CENTRE
TEMBO AFRICA CONSTRUCTION	819,999	26-03-18	-	-	-	819,999	CONSTRUCTION OF 5 UNIT PIT LATRINE AT NGARENARO ECDE CENTRE
GREENLAND SUPPLIES LIMITED	798,196		-	-	-	798,196	CONSTRUCTION OF 5 UNIT PIT LATRINE AT MURUPUSI ECDE CENTRE
BLUELINE AFRICA AGENCIES	799,785		-	-	-	799,785	CONSTRUCTION OF 5 UNIT PIT LATRINE AT NAIPERERE ECDE CENTRE
RIFT ROLLERS CONSTRUCTION	795,085	14-03-18	-	-	-	795,085	CONSTRUCTION OF A 5 UNIT PIT LATRINE AT SURUGOI ECDE CENTRE
WENZHOU CONTRACTORS	810,500		-	-	-	810,500	CONSTRUCTION OF 5 UNIT PIT LATRINE AT KINGUKA ECDE CENTRE
TRUAN ENTERPRISES	791,004		-	-	-	791,004	CONSTRUCTION OF 5 UNIT PIT LATRINE AT LEKIJ ECDE CENTRE
CINTANK ESL LIMITED	796,305		-	-	-	796,305	CONSTRUCTION OF 5 UNIT PIT LATRINE AT

**COUNTY GOVERNMENT OF LAIKIPIA - EXECUTIVE**  
**Reports and Financial Statements**  
**For the quarter ended 31<sup>st</sup> December 2019**

																			MAHIGAMERU ECDE CENTRE
TRIXLARD COMPANY LIMITED	814,494																		CONSTRUCTION OF FIVE UNIT PIT LATRINE AT SWEETWATERS ECDE CENTRE
JOMUDI ENTERPRISES COMPANY	830,676																		CONSTRUCTION OF 5 UNIT PIT LATRINE AT ENDANA ECDE CENTRE
STINGERS	690,800																		INSTALLATION OF WIFI NANYUKI AND NYAHURURU SOCIAL HALL
CONVOYZONE LTD	2,103,455	28/04/2018																	CONSTRUCTION OF ELECTRICAL WORKSHOP IN SALAMA VTC
MM CONSTRUCTION LTD	3,720,700	26/04/2018																	CONSTRUCTION OF GIRLS DOMITORY
OIKOSCUT INVESTMENTS	3,992,221																		CONSTRUCTION DORMITORY TIGHTHI VOCATIONAL CENTRE
	<b>80,168,580</b>	<b>1,300,803</b>																	
<b>CONSTRUCTION OF CIVIL WORKS</b>																			
BEASTON INVESTMENT	662,650																		GATE AND SENTRY CEDC
SWEETVINE COMPANY	988,900	14/05/2019																	RENOVATION WORKS AT NYAHURURU STADIUM
VISAVA HOMELAND LIMITED	474,046																		SEWERLINE RELOCATION SOCIAL HALL NANYUKI
DAIGA QUARRY LIMITED	3,520,000																		RENOVATION WORKS NANYUKI STADIUM
HEAL-PRIDE MERCHANTS	860,952	14/05/2019																	REPAIR / RENOVATION DORMITORY WORKS AT CEDC
TORINS HOLDINGS LIMITED	2,750,000																		CONSTRUCTION OF RUMURUTI STADIUM FENCE
<b>SUB-TOTAL</b>	<b>9,256,548</b>																		
<b>SUPPLY OF GOODS</b>																			
BLESSEDGEN ENTERPRISES	770,600	28-06-19																	HAIRDRESSING EQUIPMENTS, MARMANET,



**COUNTY GOVERNMENT OF LAIKIPIA - EXECUTIVE**

**Reports and Financial Statements**

**For the quarter ended 31<sup>st</sup> December 2019**

RAPID MILES	812,900	28-06-19	-	812,900	-	812,900	-	812,900	TIGITHI, RUMURUTI VTC CARPENTRY & JOINERY EQUIPMENT - NYAHURURU, MARMANET, WIYUMIRIRIE, OL MORAN VTC
PACIFIC BLACK	1,232,794	28-06-19	-	1,232,794	-	1,232,794	-	1,232,794	FOOD PROCESSING EQUIPMENT NYAHURURU & TIGITHI VTC
STARLIGHTS PRECISION LIMITED	860,000	28-06-19	-	860,000	-	860,000	-	860,000	MOTOR VEHICLE EQUIPMENT NYAHURURU & MARMANET
EXELIENT HOLDINGS LIMITED	1,287,532	14/06/2019	-	1,287,532	-	1,287,532	-	1,287,532	DRESSMAKING EQUIPMENT NYAHURURU, MARMANET, TIGITHI & WIYUMIRIRIE VTC
ANTOZONE ENTERPRISES	1,095,000	28-06-19	-	1,095,000	-	1,095,000	-	1,095,000	ICT EQUIPMENT
URBAN BLUE GENERAL SUPPLIES	462,500		-	462,500	-	462,500	-	462,500	FURNITURE FOR LAIRAGWAN ECDE
J.M.W LIMITED	1,899,000	14/06/19	-	1,899,000	-	1,899,000	-	1,899,000	SUPPLY B/W PRINTERS (LASERJET), LAPTOPS, DESKTOPS, COLOR PRINTERS(LASERJET), TABLETS
NUMERICAL MACHINNING COMPLEX	1,505,000	12-06-18	1,053,500	451,500	-	451,500	-	451,500	SUPPLY, DELIVERY, INSTALL, ATION, TESTING, TRAINING AND COMMISSIONING OF 2 NMC SUPERTURN LATHE MACHINES
LESSINGAH SUPPLIERS	754,950	28-06-19	-	-	754,950.00	-	-	754,950	MASONRY EQUIPMENT NYAHURURU, WIYUMIRIRE, MARMANET, OL MORAN & RUMURUTI VTC
SIPILI VOCATIONAL TRAINING CENTRE	350,000		-	350,000	-	350,000	-	350,000	CAPITATION FEE
SALAMA VTC	750,000		-	750,000	-	750,000	-	750,000	CAPITATION FEE
<b>SUB-TOTAL</b>	<b>11,780,276</b>		<b>1,053,500</b>	<b>9,971,826</b>	<b>754,950</b>	<b>10,726,776</b>			
<b>SUPPLY OF SERVICES</b>									
KIRIMARA SPRINGS HOTEL	55,800	27-05-19	-	55,800	-	55,800	-	55,800	CONFERENCE FACILITIES

**COUNTY GOVERNMENT OF LAIKIPIA - EXECUTIVE**  
**Reports and Financial Statements**  
**For the quarter ended 31<sup>st</sup> December 2019**

Supplier of Goods or Services	Original Amount	Date Contracted	Amount Paid To- Date	Outstanding Balance Dec-19	Comments
	A	B	C	D=A-C	
BEISA HOTEL	135,000	-	135,000	-	CONFERENCE FACILITIES
SMARTVEWA	445,330	30-05-19	445,330	-	FOODSTUFF FOR CEDC 4TH QUARTER
EMESS HOTEL	22,500	31-05-19	22,500	-	CATERING SERVICES
GLADNESS EVENTS	89,000	29-03-19	89,000	-	DRESSED TABLES,CHAIRS DURING INAOGURATION
LIONS COURT HOTEL	175,000	13/09/2018	175,000	-	CATERING SERVICES
KIRIMARA SPRINGS HOTEL	20,500	03-08-19	20,500	-	CATERING SERVICES
GLADNESS EVENTS	43,000	27-03-19	43,000	-	CATERING SERVICES
WALKERS KIKWETU	53,500	21-12-18	53,500	-	CATERING SERVICES
<b>SUB-TOTAL</b>	<b>1,039,630</b>	-	<b>1,039,630</b>	-	
<b>GRAND TOTAL</b>	<b>102,245,034</b>	<b>1,053,500</b>	<b>52,765,033</b>	<b>48,426,501.00</b>	<b>101,191,534</b>

**8. DEPARTMENT OF TRADE, TOURISM AND CO-OPERATIVES**

Supplier of Goods or Services	Original Amount	Date Contracted	Amount Paid To- Date	Outstanding Balance Dec-19	Comments
	A	B	C	D=A-C	
Construction of buildings					
Construction of civil works					
<b>Sub-Total</b>	-		-	-	
FINWAB COMPANY LIMITED	1,294,200.00	08-05-19	-	1,294,200.00	PROPOSED PIT LATRINE AT PESI AT SALAMA WARD
METAGLAS TRADERS	230,777.00	18-02-18	-	230,777.00	PROPOSED BODA BODA SHED AT MURUKU-SALAMA
FRABE CONTRACTORS COMPANY LIMITED	679,342.00	28-05-19	-	679,342.00	PROPOSED GRAVELLING WORKS AT NANYUKI OLD OPEN AIR MARKET
TORINS HOLDINGS LTD	364,477.00	30-06-19	-	364,477.00	PROPOSED BODA BODA SHED AT BARAKA IN THINGITHU WARD
DARESTE LIMITED	2,799,312.00	28-05-19	-	2,799,312.00	PROPOSED CHALINLINK FENCING AT RUMURUTI

**COUNTY GOVERNMENT OF LAIKIPIA - EXECUTIVE**  
**Reports and Financial Statements**  
**For the quarter ended 31<sup>st</sup> December 2019**

GAKEU CONTRACTORS AND CIVIL ENGINEERING COMPANY LIMITED	1,129,828.00	28-05-19	-	1,129,828.00	JUAKALI IN RUMURUTI PROPOSED PIT LATRINE AT KIANJOMO IN UMANDE WARD
LAIKITECH ENTERPRISES LIMITED	352,999.00	09-05-19	-	352,999.00	PROPOSED BODA BODA SHED AT MAHIGA MERU IN UMANDE WARD
MARILEON INTERNATIONAL CONSULTANT LTD	3,221,320.00	20-05-19	-	3,221,320.00	PROPOSED CHAINLINK FENCE TO DOLDOL LIVESTOCK MARKET IN MUKOGONDO EAST WARD
GIFATT COMPANY LIMITED	3,967,791.00	28-05-19	-	3,967,791.00	PROPOSED MARKET SHED AT NYAHURURU OPEN AIR MARKET IN IGWAMITI WARD
MELAU INVESTMENT LIMITED	689,453.00	15-05-19	-	689,453.00	PROPOSED RENOVATION AT OLGABOLI COMMUNITY CENTRE IN MUKOGONDO WEST
MBISAW ENTERPRISES LIMITED	379,204.00	30-06-19	-	379,204.00	PROPOSED BODA BODA SHED AT KWA WANDETO IN MARMANET WARD
SKYLINE HOLDINGS LIMITED	387,266.00	08-05-19	-	387,266.00	PROPOSED BODA BODA SHED AT MURUAI IN SALAMAWARD
KEFAN TRADERS	1,581,207.00	24-06-19	-	1,581,207.00	PROPOSED PAINTING,RAINWATER GOODS AND CIVIL WORKS AT NYAHURURU JUAKALI SHEDS IN IGWAMITI WARD
LAIKIPIA JAMROAN CRUSHERS&CONSTRUCTION SERVICES	1,317,973.00	30-06-19	-	1,317,973.00	PROPOSED REHABILITATION OF OPEN AIR MARKET DRAINAGE(PHASE 2)
AQUALYS GENERAL MERCHANT LIMITED	1,297,170.00	14-06-19	-	1,297,170.00	PROPOSED PIT LATRINE AT RUMURUTI IN RUMURUTI WARD
FIELDER GENERAL CONTRACTORS LIMITED	366,096.00	18-06-19	-	366,096.00	PROPOSED BODA BODA SHED AT NANYUKI IN NANYUKI WARD
SAGJ LIMITED	379,905.00	18-06-19	-	379,905.00	PROPOSED BODA BODA SHED AT RUAI IN THINGITHU WARD
CHAMFLOR WORKS	380,675.00	18-06-19	-	380,675.00	PROPOSED BODA BODA SHED AT MAJENGO IN THIGITHU WARD
OPENSKY INVESTMENT LIMITED	1,238,863.00	18-06-19	-	1,238,863.00	PROPOSED ROOF OVERHANG AND STAIRS TO WIYUMIRIE MARKET IN NGOBIT WARD
OIKOSCUT INVESTMENTS LIMITED	2,053,200.00	27-06-19	-	2,053,200.00	PROPOSED REHABILITATION OF KALALU MARKET IN UMANDE WARD
NAPOLITANA MDC LIMITED	2,484,372.00	27-06-19	-	2,484,372.00	PROPOSED DRILLING OF ENDANA BOREHOLE IN SEGERA WARD
GITMOH LIMITED	1,206,481.00	30-06-19	-	1,206,481.00	PROPOSED PIT LATRINE AT GANDUTURA TRADING CENTRE IN SOSIAN WARD
BIZRATE ENTERPRISES LTD	16,583,093.00	30-06-19	-	16,583,093.00	PROPOSED STAGE STALLS IN NANYUKI TOWN

**COUNTY GOVERNMENT OF LAIKIPIA - EXECUTIVE**  
**Reports and Financial Statements**  
**For the quarter ended 31<sup>st</sup> December 2019**

MARKSONS SUPPLIERS LTD	7,187,789.00	30-06-19	-	7,187,789.00	PROPOSED DECK CONSTRUCTION AT MANGUO HIPPO POINT VIEW IN IGWAMITI WARD
SARAMBA WORKS LIMITED	1,751,832.00	08-05-19	-	1,751,832.00	PROPOSED CULTURAL MANYATTA AT TWALA IN MUKOGONDO WEST
TIPANGO LIMITED	1,249,519.00	06-06-19	-	1,249,519.00	PROPOSED PIT LATRINE AT ILPOLEI IN MUKOGONDO WEST
KOKOO SARAH LIMITED	1,340,345.00	08-05-19	-	1,340,345.00	PROPOSED PIT LATRINE AT ENDANA IN SEGERA WARD
ANABRA ENTERPRISES LIMITED	346,318.00	08-05-19	-	346,318.00	PROPOSED BODA BODA SHED AT MATHANGIRO IN UMANDE WARD
VIBER ELECTRONICS LIMITED	1,994,396.00	08-05-19	-	1,994,396.00	PROPOSED CULTURAL MANYATTA AT NAATUM IN MUKOGONDO WEST
CABAITY VENTURES LIMITED	379,784.00	28-05-19	-	379,784.00	PROPOSED BODA BODA SHED AT GATRIRIMA IN MARMANET WARD
BLACKROSE INVESTMENT LTD	1,391,165.00	10-04-19	-	1,391,165.00	PROPOSED PIT LATRINE AT NGARE NDARE IN MUKOGONDO EAST WARD
LUCINTAN GENERAL MERCHANT LIMITED	357,338.00	12-04-19	-	357,338.00	PROPOSED BODA BODA SHED AT KWA MWAURA IN UMANDE WARD
WENZHOU CONTRACTORS LTD	1,142,718.00	13-02-19	-	1,142,718.00	PROPOSED PIT LATRINE AT KALABA IN MARMANET WARD
MAUS PROFESSIONALS SERVICES LIMITED	696,000.00	10-04-19	-	696,000.00	PROPOSED ERECTION OF SIGNAGES AT THOMSON FALLS AND HIPPO POINT
PILLARTECH ENTERPRISES LIMITED	249,807.00	30-06-18	-	249,807.00	PROPOSED DRAINAGE AND PARKING WORKS AT OLD MARKET
CANON BUILDERS AND RENOVATION LTD	373,213.15	30-06-19	-	373,213.15	PROPOSED BODA BODA SHED AT KIANJOMO IN UMANDE WARD
JIBUNJEMA HOLDINGS LIMITED	225,098.00	05-10-18	-	225,098.00	PROPOSED BODABODA SHED AT MAILI SABA MARMANET WARD
ELONINO TRADING CO.LTD	1,384,054.00	30-06-19	-	1,384,054.00	PROPOSED PIT LATRINE AT KARUGA
UMEME SERVICES LTD	811,280.00	30-06-19	-	811,280.00	PROPOSED SUPPLY AND DELIVERY, INSTALLATION, TESTING AND COMMISSION OF ELECTRICAL WORKS FOR MANYUKI OPEN AIR MARKET
ADY LIMITED	1,260,500.00	30-06-19	-	1,260,500.00	PROPOSED PIT LATRINE AT OL-ARINYIRO TARDING CENTRE IN RUMURUTI WARD
CANON STEEL FABRICATORS	177,480.00	30-06-18	-	177,480.00	SUPPLY OF DUSTBINS AND INSTALLATION OF SIGN BOARDS
<b>Sub-Total</b>					

**COUNTY GOVERNMENT OF LAIKIPIA - EXECUTIVE**  
**Reports and Financial Statements**  
**For the quarter ended 31<sup>st</sup> December 2019**

	66,703,640			66,703,640
<b>Supply of goods</b>				
MARMU ENTERPRISES	123,275	30-06-19		123,275
LAIKIPIA WILDLIFE LIMITED	120,000	30-06-19		120,000
SIXTY BUSINESS MACHINES	199,850	30-06-19		199,850
<b>Sub-Total</b>	<b>443,125.00</b>		-	<b>443,125.00</b>
<b>Supply of services</b>				
WAVEX INTERNET SERVICE	245,850	30-06-19	-	245,850
WAVEX INTERNET SERVICE	46,940	30-06-19	-	46,940
BANTU FILMS LIMITED	160,000	30-06-19	-	160,000
TWINSHIRE TRAVELS	85,345	30-06-19	-	85,345
LIKII AUTO GARAGE	336,022	30-06-19	-	336,022
JAJEP CO. LTD	80,000	30-06-19	-	80,000
KIRIMARA SPRINGS	10,500	30-06-19	-	10,500
BLESSED EVENTS AND ENTERTAINMENT	30,000	30-06-19	-	30,000
WALKERS KIKWETU ENTERPRISES	201,100	30-06-19	-	201,100
BLESSED EVENTS AND ENTERTAINMENT	26,552	30-06-19	-	26,552
CHA VEISA INVESTMENT LTD	180,172	30-06-19	-	180,172
JULITECH SOLUTIONS LTD	145,230	30-06-19	-	145,230
JOYET ENTERPRISES	130,000	30-06-19	-	130,000

**COUNTY GOVERNMENT OF LAIKIPIA - EXECUTIVE**  
**Reports and Financial Statements**  
**For the quarter ended 31<sup>st</sup> December 2019**

RUKIRA AUTO SPARES	163,056	30-06-19	-	163,056	REPAIR OF VEHICLE NO.31CG025A
SOLFATARA INVESTMENT COMPANY LIMITED	85,345	30-06-19	-	85,345	RADIO CLASSIFIED ADVERTISMENT FOR LAIKIPIA INDEGINIOUS TECHNOLOGY FESTIVAL
THOMSON FALLS LODGE	12,050	30-06-19	-	12,050	ACCOMMODATION FOR CECM TRADE
LAIKIPIA WILDLIFE LIMITED	120,000	30-06-19	-	120,000	LAIKIPIA COFFEE TABLE BOOK
NYAHUWASCO	109,950	30-06-19	-	109,950	EXHAUSTER SERVICES
THOMSON FALLS LODGE	78,100	30-06-19	-	78,100	ACCOMMODATION FOR CECM TRADE
<b>Sub-Total</b>	<b>2,246,212</b>		-	<b>2,246,212</b>	
<b>Grand Total</b>	<b>69,392,977</b>		-	<b>69,392,977</b>	

**COUNTY GOVERNMENT OF LAIKIPIA - EXECUTIVE**  
**Reports and Financial Statements**  
**For the quarter ended 31<sup>st</sup> December 2019**

**XVI. ANNEX 6 – LIST OF CORPORATIONS UNDER THE COUNTY GOVERNMENT**

<b>Entity</b>	<b>Date Established/Date taken over</b>	<b>Location</b>	<b>Accounting Officer responsible</b>
Nanyuki Water and Sewerage Company Ltd	14-12-05	Nanyuki	Kenneth Gitonga
Nyahururu Water and Sanitation Company Ltd	18-02-02	Nyahururu	
Laikipia County Bursary Fund	19-06-14	Nanyuki	Annette Muruiki
Laikipia County Enterprise Fund	19-06-14	Nanyuki	Jemmimah Mburugu
Laikipia County Co-operative Fund	06-01-15	Nanyuki	Jemmimah Mburugu
Laikipia County Executive Car and Mortgage Fund	15-12-14	Nanyuki	Karanja Njora
Laikipia County Development Authority	19-06-14	Nanyuki	Paul Njenga
Laikipia County Revenue Board	19-06-14	Nanyuki	Paul Njenga
Laikipia County Public Service Board	19-06-14	Nyahururu	Timothy Wamiti

**COUNTY GOVERNMENT OF LAIKIPIA - EXECUTIVE  
Reports and Financial Statements  
For the quarter ended 31<sup>st</sup> December 2019**

---

**XVII. ANNEX 7 – BANK RECONCILIATION/FO 30 REPORT**



**REPUBLIC OF KENYA**  
**BANK RECONCILIATION**

as at 31 December 2019


Station Laikipia County

- less:-**
1. Payments in Cash Book not yet recorded in Bank Statement (Unpresented Cheques) ..
  2. Receipts in Bank Statement not yet recorded in Cash Book ..
- Add:-**
3. Payments in Bank Statement not yet recorded in Cash Book ..
  4. Receipts in Cash Book not yet Recorded in Bank Statement ..

Sh.	cts	Sh.	cts	Sh.	cts
				10,073,504.50	
	0.00				
	0.00				0.00
	0.00				
	0.00				0.00
				10,073,504.50	

Bank Balance as per cash book

I certify that I have verified the Bank Balance in the Cash Book with the Bank Statement and the above reconciliation is correct.

  
Signature

\_\_\_\_\_  
H.O.T.A  
Designation



1. PAYMENTS IN CASH BOOK NOT YET RECORDED IN BANK STATEMENT (UNPRESENTED CHEQUES)				2. RECEIPTS IN BANK STATEMENT NOT YET RECORDED IN CASH BOOK	
CHEQUE		AMOUNT		DETAILS	
No.	Date				
		<b>0.00</b>		<b>0.00</b>	

3. PAYMENTS IN BANK STATEMENT NOT YET RECORDED IN CASH			4. RECEIPTS IN CASH BOOK NOT YET RECORDED IN BANK STATEMENT		
DETAILS		AMOUNT	DETAILS		AMOUNT
		<b>0.00</b>			<b>0.00</b>







LAIKIPIA COUNTY RECURRENT ACCOUNT- A/C 1000171208

**REPUBLIC OF KENYA**  
**BANK RECONCILIATION**

as at 31 December 2019


Station Laikipia County

- less:-*
- Balance as per bank certificate:
  - 1. Payments in Cash Book not yet recorded in Bank Statement (Unpresented Cheques) ..
  - 2. Receipts in Bank Statement not yet recorded in Cash Book ..
- Add:-*
- 3. Payments in Bank Statement not yet recorded in Cash Book ..
  - 4. Receipts in Cash Book not yet Recorded in Bank Statement ..


Sh.	cts	Sh.	cts	Sh.	cts
				21,886,171	55
3,235,898	90			(3,235,898)	90
					0.00
				18,650,272	65

Bank Balance as per cash book

I certify that I have verified the Bank Balance in the Cash Book with the Bank Statement and the above reconciliation is correct.

  
Signature

H.O.T.A  
Designation



1. PAYMENTS IN CASH BOOK NOT YET RECORDED IN BANK STATEMENT (UNPRESENTED CHEQUES)				2. RECEIPTS IN BANK STATEMENT NOT YET RECORDED IN CASH BOOK	
CHEQUE No.	Date	AMOUNT		DETAILS	AMOUNT
31-Dec-19		VERONICA WANGARI WAMBUGU	20,000		
31-Dec-19		ANNE NJOKI MWANGI	21,600		
31-Dec-19		ALFRED MWANGI KAMINDO	39,300		
31-Dec-19		ANNE NJOKI MWANGI	42,000		
31-Dec-19		MOSES MUREITHI WACHIRA	47,600		
31-Dec-19		IKINYA MURIU MATINDI	100,000		
31-Dec-19		INNOCENT ELIAS GITONGA	114,800		
31-Dec-19		NANYUKI WATER AND SEWERAGE COMPANY	120,000		
31-Dec-19		GERALD MWANGI MUTURI	133,000		
31-Dec-19		MUWAN AGENCIES	150,400		
31-Dec-19		Angeruto Holdings Limited	153,241		
31-Dec-19		KENYA POWER AND LIGHTING COMPANY	240,000		
31-Dec-19		JUDITH WANJA MWONGERA	250,000		
31-Dec-19		MARY WANGUI WACHIURI	261,992		
31-Dec-19		MARWAGI ENTERPRISES	423,000		
31-Dec-19		EZEKIEL KIAMA KAARA	550,000		
31-Dec-19		WAVEX INTERNET SERVICE PROVIDER	568,966		
			3,235,898.90		0.00

3. PAYMENTS IN BANK STATEMENT NOT YET RECORDED IN CASH BOOK		4. RECEIPTS IN CASH BOOK NOT YET RECORDED IN BANK STATEMENT	
DETAILS	AMOUNT	DETAILS	AMOUNT
	0.00		0.00



LAIKIPIA COUNTY IDEAS - LED ACCOUNT A/C 1000363312

**REPUBLIC OF KENYA**  
**BANK RECONCILIATION**


as at 31 December 2019

Station Laikipia County

- less:-*
- Balance as per bank certificate:
  - 1. Payments in Cash Book not yet recorded in Bank Statement (Unpresented Cheques) ..
  - 2. Receipts in Bank Statement not yet recorded in Cash Book ..
- Add:-*
- 3. Payments in Bank Statement not yet recorded in Cash Book ..
  - 4. Receipts in Cash Book not yet Recorded in Bank Statement ..


Sh.	cts	Sh.	cts	Sh.	cts
				46,753,273.00	
	0.00				
	0.00				0.00
	0.00				
	0.00				0.00
<b>Bank Balance as per cash book</b>				<b>46,753,273.00</b>	

I certify that I have verified the Bank Balance in the Cash Book with the Bank Statement and the above reconciliation is correct.



Signature

H.O.T.A  
Designation



1. PAYMENTS IN CASH BOOK NOT YET RECORDED IN BANK STATEMENT (UNPRESENTED CHEQUES)				2. RECEIPTS IN BANK STATEMENT NOT YET RECORDED IN CASH BOOK	
CHEQUE		AMOUNT		DETAILS	
No.	Date				
		0.00		0.00	

3. PAYMENTS IN BANK STATEMENT NOT YET RECORDED IN CASH			4. RECEIPTS IN CASH BOOK NOT YET RECORDED IN BANK STATEMENT		
DETAILS		AMOUNT	DETAILS		AMOUNT
		0.00			0.00





**LAIKIPIA COUNTY DEPOSIT ACCOUNT A/C NO 1000285834**

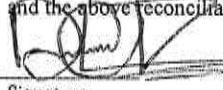
**REPUBLIC OF KENYA  
BANK RECONCILIATION**

as at 31 December 2019

Station Laikipia County

	Sh.	cts	Sh.	cts	Sh.	cts
Balance as per bank certificate:					49,649,825.70	
<b>less:-</b>						
1. Payments in Cash Book not yet recorded in Bank Statement (Unpresented Cheques) ..		0.00				
2. Receipts in Bank Statement not yet recorded in Cash Book ..		0.00				0.00
<b>Add:-</b>						
3. Payments in Bank Statement not yet recorded in Cash Book ..		0.00				
4. Receipts in Cash Book not yet Recorded in Bank Statement ..		0.00				0.00
<b>Bank Balance as per cash book</b>					<b>49,649,826.70</b>	

I certify that I have verified the Bank Balance in the Cash Book with the Bank Statement and the above reconciliation is correct.

  
Signature

H.O.T.A

Designation



1. PAYMENTS IN CASH BOOK NOT YET RECORDED IN BANK STATEMENT (UNPRESENTED CHEQUES)				2. RECEIPTS IN BANK STATEMENT NOT YET RECORDED IN CASH BOOK			
CHEQUE		AMOUNT		DETAILS	AMOUNT		
No.	Date						
			0.00				0.00

3. PAYMENTS IN BANK STATEMENT NOT YET RECORDED IN CASH			4. RECEIPTS IN CASH BOOK NOT YET RECORDED IN BANK STATEMENT		
DETAILS		AMOUNT	DETAILS		AMOUNT
		0.00			0.00



**LAIKIPIA COUNTY DEVELOPMENT ACCOUNT 1000171162**

**REPUBLIC OF KENYA  
BANK RECONCILIATION**


as at 31 December 2019

Station Laikipia County

- Balance as per bank certificate:
- less:-* 1. Payments in Cash Book not yet recorded in Bank Statement (Unpresented Cheques) ..
2. Receipts in Bank Statement not yet recorded in Cash Book ..
- Add:-* 3. Payments in Bank Statement not yet recorded in Cash Book ..
4. Receipts in Cash Book not yet Recorded in Bank Statement ..

Sh.	cts	Sh.	cts	Sh.	cts
				12,088,427.00	
	0.00				
	0.00				0.00
	0.00				
	0.00				0.00
<b>Bank Balance as per cash book</b>				<b>12,088,427.00</b>	

I certify that I have verified the Bank Balance in the Cash Book with the Bank Statement and the above reconciliation is correct.

  
Signature

H.O.T.A  
Designation



1. PAYMENTS IN CASH BOOK NOT YET RECORDED IN BANK STATEMENT (UNPRESENTED CHEQUES)			2. RECEIPTS IN BANK STATEMENT NOT YET RECORDED IN CASH BOOK		
CHEQUE		AMOUNT	DETAILS		
No.	Date				
		0.00			
			0.00		

3. PAYMENTS IN BANK STATEMENT NOT YET RECORDED IN CASH		4. RECEIPTS IN CASH BOOK NOT YET RECORDED IN BANK STATEMENT	
DETAILS	AMOUNT	DETAILS	AMOUNT
	0.00		0.00



**LAIKIPIA COUNTY HEALTH FIF ACCOUNT A/C NO 1000392959**

**REPUBLIC OF KENYA  
BANK RECONCILIATION**

as at 31 December 2019


Station Laikipia County

- less:-*
- Balance as per bank certificate:
  - 1. Payments in Cash Book not yet recorded in Bank Statement (Unpresented Cheques) ..
  - 2. Receipts in Bank Statement not yet recorded in Cash Book ..
- Add:-*
- 3. Payments in Bank Statement not yet recorded in Cash Book ..
  - 4. Receipts in Cash Book not yet Recorded in Bank Statement ..

Sh.	cts	Sh.	cts	Sh.	cts
				3,628,725	20
	0.00				
	0.00				0.00
	0.00				
	0.00				0.00
				<b>3,628,725.20</b>	

Bank Balance as per cash book

I certify that I have verified the Bank Balance in the Cash Book with the Bank Statement and the above reconciliation is correct.

  
Signature

\_\_\_\_\_  
H.O.T.A  
Designation



1. PAYMENTS IN CASH BOOK NOT YET RECORDED IN BANK STATEMENT (UNPRESENTED CHEQUES)			2. RECEIPTS IN BANK STATEMENT NOT YET RECORDED IN CASH BOOK		
CHEQUE		AMOUNT	DETAILS		
No.	Date				
		<b>0.00</b>			

3. PAYMENTS IN BANK STATEMENT NOT YET RECORDED IN CASH			4. RECEIPTS IN CASH BOOK NOT YET RECORDED IN BANK STATEMENT		
DETAILS		AMOUNT	DETAILS		AMOUNT
		<b>0.00</b>			<b>0.00</b>




**REPUBLIC OF KENYA**  
**BANK RECONCILIATION**

as at 31 December 2019

Station Laikipia County

	Sh.	cts	Sh.	cts	Sh.	cts
Balance as per bank certificate:						
<i>less:-</i> 1. Payments in Cash Book not yet recorded in Bank Statement (Unpresented Cheques) ..		0.00			33,532,331.80	
2. Receipts in Bank Statement not yet recorded in Cash Book ..						0.00
<i>Add:-</i> 3. Payments in Bank Statement not yet recorded in Cash Book ..		0.00				
4. Receipts in Cash Book not yet Recorded in Bank Statement ..						0.00
<b>Bank Balance as per cash book</b>					<b>33,532,331.80</b>	

I certify that I have verified the Bank Balance in the Cash Book with the Bank Statement and the above reconciliation is correct.

  
Signature

\_\_\_\_\_  
H.O.T.A  
Designation



1. PAYMENTS IN CASH BOOK NOT YET RECORDED IN BANK STATEMENT (UNPRESENTED CHEQUES)				2. RECEIPTS IN BANK STATEMENT NOT YET RECORDED IN CASH BOOK					
CHEQUE		AMOUNT	DETAILS		DETAILS		AMOUNT		
No.	Date								
								0.00	0.00

3. PAYMENTS IN BANK STATEMENT NOT YET RECORDED IN CASH			4. RECEIPTS IN CASH BOOK NOT YET RECORDED IN BANK STATEMENT			
DETAILS	AMOUNT		DETAILS	AMOUNT		
						535,628,506.00
						535,628,506.00





# REPUBLIC OF KENYA BANK RECONCILIATION

as at 31 December 2019

Station Laikipia County

less:- Balance as per bank certificate:

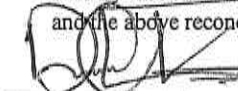
- 1. Payments in Cash Book not yet recorded in Bank Statement (Unpresented Cheques) ..
- 2. Receipts in Bank Statement not yet recorded in Cash Book ..

Add:-

- 3. Payments in Bank Statement not yet recorded in Cash Book ..
- 4. Receipts in Cash Book not yet Recorded in Bank Statement ..

Sh.	cts	Sh.	cts	Sh.	cts	cts
				28,140,222.00		
0.00						
0.00				0.00		
0.00						
0.00				0.00		
<b>Bank Balance as per cash book</b>				<b>28,140,222.00</b>		

I certify that I have verified the Bank Balance in the Cash Book with the Bank Statement and the above reconciliation is correct.

  
*Signature*

H.O.T.A  
*Designation*



1. PAYMENTS IN CASH BOOK NOT YET RECORDED IN BANK STATEMENT (UNPRESENTED CHEQUES)			2. RECEIPTS IN BANK STATEMENT NOT YET RECORDED IN CASH BOOK		
CHEQUE		AMOUNT	DETAILS	AMOUNT	
No.	Date				
		<b>0.00</b>		<b>0.00</b>	

3. PAYMENTS IN BANK STATEMENT NOT YET RECORDED IN CASH		4. RECEIPTS IN CASH BOOK NOT YET RECORDED IN BANK STATEMENT	
DETAILS		AMOUNT	AMOUNT
		<b>0.00</b>	<b>0.00</b>



LAIKIPIA COUNTY VILLAGE POLYTECHNIC ACCOUNT- A/C 1000368896


REPUBLIC OF KENYA  
**BANK RECONCILIATION**

as at 31 December 2019

Station Laikipia County

	Sh.	cts	Sh.	cts	Sh.	cts
Balance as per bank certificate:					18,720.01	3.00
<i>less:-</i> 1. Payments in Cash Book not yet recorded in Bank Statement (Unpresented Cheques) ..	0.00					
2. Receipts in Bank Statement not yet recorded in Cash Book ..	0.00					0.00
<i>Add:-</i> 3. Payments in Bank Statement not yet recorded in Cash Book ..	0.00					
4. Receipts in Cash Book not yet Recorded in Bank Statement ..	0.00					0.00
<b>Bank Balance as per cash book</b>					<b>18,720.01</b>	<b>3.00</b>

I certify that I have verified the Bank Balance in the Cash Book with the Bank Statement and the above reconciliation is correct.

  
 Signature

H.O.T.A  
 Designation



1. PAYMENTS IN CASH BOOK NOT YET RECORDED IN BANK STATEMENT (UNPRESENTED CHEQUES)				2. RECEIPTS IN BANK STATEMENT NOT YET RECORDED IN CASH BOOK			
CHEQUE		AMOUNT	DETAILS			AMOUNT	DETAILS
No.	Date						
			0.00				0.00

3. PAYMENTS IN BANK STATEMENT NOT YET RECORDED IN CASH BOOK				4. RECEIPTS IN CASH BOOK NOT YET RECORDED IN BANK STATEMENT			
DETAILS			AMOUNT	DETAILS			AMOUNT
			0.00				0.00













**LAIKIPIA COUNTY URBAN SUPPORT PROGRAM - A/C 1000372141**

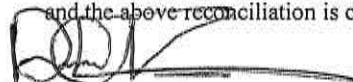
**REPUBLIC OF KENYA  
BANK RECONCILIATION**

as at 31 December 2019


Station Laikipia County

	Sh.	cts	Sh.	cts	Sh.	cts
Balance as per bank certificate:					49,783,080.00	
<i>less:-</i> 1. Payments in Cash Book not yet recorded in Bank Statement (Unpresented Cheques) ..		0.00				
2. Receipts in Bank Statement not yet recorded in Cash Book ..		0.00				0.00
<i>Add:-</i> 3. Payments in Bank Statement not yet recorded in Cash Book ..		0.00				
4. Receipts in Cash Book not yet Recorded in Bank Statement ..		0.00				0.00
<b>Bank Balance as per cash book</b>					<b>49,783,080.00</b>	

I certify that I have verified the Bank Balance in the Cash Book with the Bank Statement and the above reconciliation is correct.

  
Signature

\_\_\_\_\_  
H.O.T.A  
Designation



1. PAYMENTS IN CASH BOOK NOT YET RECORDED IN BANK STATEMENT (UNPRESENTED CHEQUES)			2. RECEIPTS IN BANK STATEMENT NOT YET RECORDED IN CASH BOOK		
CHEQUE		AMOUNT	DETAILS		
No.	Date				
		0.00			

3. PAYMENTS IN BANK STATEMENT NOT YET RECORDED IN CASH BOOK		4. RECEIPTS IN CASH BOOK NOT YET RECORDED IN BANK STATEMENT	
DETAILS	AMOUNT	DETAILS	AMOUNT
	0.00		0.00





