

COUNTY GOVERNMENT OF LAIKIPIA

THE COUNTY TREASURY



County Headquarters
Government Road, Opposite DCCs Office
P.O. Box 131-20321
Nanyuki, Kenya

Tel:
Email: info@laikipia.go.ke
Website: www.laikipia.go.ke

Ref: CGL/CEC.F/C.ASS/VOL.I/14

Date: 11th April, 2025

The Clerk
County Assembly of Laikipia

RE: SUBMISSION OF 3RD QUARTER REPORTS AND FINANCIAL STATEMENTS FOR THE PERIOD ENDED 31ST March, 2025

Pursuant to Public Finance Management Act 2012 section 166 (4) which stipulates that: -Not later than one month after the end of each quarter, the County Treasury shall: -

- (a) consolidate the quarterly reports and submit them to the county assembly;
- (b) deliver copies to the Controller of Budget, National Treasury and the Commission on Revenue Allocation

In compliance to the above regulation, the County Executive of Laikipia hereby submits the quarterly reports and financial statements for the period ended 31st March, 2025 for the FY 2024/2025.

Thanks in advance.

Samuel W. Gachigi
CECM- Finance, County Planning & Enterprise Development
COUNTY GOVERNMENT OF LAIKIPIA



CC
The National Treasury
Treasury Building, Harambee Avenue
P.O. Box 30007-00100
NAIROBI



The Controller of Budget
BIMA House, 12th floor
Harambee Avenue
P.O. Box 35616-00100
NAIROBI




Commission on Revenue Allocation
14Riverside Drive, Grosvenor Suite 2nd floor
PO Box 1310-00200
NAIROBI



**COUNTY GOVERNMENT OF LAIKIPIA
(EXECUTIVE)**

**QUARTERLY REPORT AND FINANCIAL STATEMENTS
FOR THE PERIOD ENDED MARCH 31ST
2025**

Transitional IPSAS Financial Statements



**County Government Of Laikipia (Executive)
Quarterly Report and Financial Statements
for the Period ended MARCH 31st , 2025.**

1. ACRONYMS AND DEFINITION OF KEY TERMS

A. Acronyms

<i>ADP</i>	<i>Annual Development Plan</i>
<i>AIE</i>	<i>Authority to Incur Expenditure</i>
<i>CA</i>	<i>County Assembly</i>
<i>CARA</i>	<i>County Allocation of Revenue Act</i>
<i>CBK</i>	<i>Central Bank of Kenya</i>
<i>CECM</i>	<i>County Executive Committee Member</i>
<i>CE</i>	<i>County Executive</i>
<i>CG</i>	<i>County Government</i>
<i>CIDP</i>	<i>County Integrated Development Plan</i>
<i>COG</i>	<i>Council of Governors</i>
<i>CRA</i>	<i>Commission on Revenue Allocation</i>
<i>CRF</i>	<i>County Revenue Fund</i>
<i>CT</i>	<i>County Treasury</i>
<i>IPSAS</i>	<i>International Public Sector Accounting Standards</i>
<i>MCA</i>	<i>Member of County Assembly</i>
<i>OAG</i>	<i>Office of the Auditor General</i>
<i>OCOB</i>	<i>Office of the Controller of Budget</i>
<i>OSR</i>	<i>Own Source Revenue</i>
<i>PFM</i>	<i>Public Finance Management</i>
<i>PSASB</i>	<i>Public Sector Accounting Standards Board</i>
<i>NT</i>	<i>National Treasury</i>
<i>WB</i>	<i>World Bank</i>
<i>KRB</i>	<i>Kenya Roads Board</i>
<i>Kshs</i>	<i>Kenya Shillings</i>
<i>FY</i>	<i>Financial Year</i>

B. Definition of Key Terms.

Fiduciary Management- Members of Management directly entrusted with the responsibility of financial resources of the organisation.

Comparative Year- Means the prior period.

**County Government of Laikipia (Executive)
 Quarterly Report and Financial Statements
 for the Period ended MARCH 31ST 2025**

Table of Contents	Page
1. ACRONYMS AND DEFINITION OF KEY TERMS.....	ii
2. KEY ENTITY INFORMATION AND MANAGEMENT	iii
3. FOREWORD BY CECM FINANCE AND ECONOMIC PLANNING	x
4. MANAGEMENT DISCUSSION AND ANALYSIS.....	xv
5. STATEMENT OF MANAGEMENT RESPONSIBILITIES.....	xviii
6. STATEMENT OF FINANCIAL PERFORMANCE FOR THE PERIOD ENDED 31ST MARCH 2025.....	1
7. STATEMENT OF FINANCIAL POSITION AS AT MARCH 31ST 2025	2
8. STATEMENT OF CHANGES IN NET ASSETS FOR THE PERIOD ENDED MARCH 31ST 2025.....	3
9. STATEMENT OF CASH FLOWS FOR THE PERIOD ENDED MARCH 31ST 2025....	4
10. STATEMENT OF COMPARISON OF BUDGET AND ACTUAL AMOUNTS FOR THE PERIOD ENDED MARCH 31ST 2025.....	5
11. NOTES TO THE FINANCIAL STATEMENTS.....	7
12. APPENDICES	26

**County Government Of Laikipia (Executive)
Quarterly Report and Financial Statements
for the Period ended March 31st, 2025.**

2. KEY ENTITY INFORMATION AND MANAGEMENT

a) Background information.

Laikipia County is one of the 47 Counties in the Republic of Kenya within the Rift Valley Region. “Laikipia” is a Maasai word equivalent to vast plains reflecting the large highland plateau. It borders 7 counties namely Samburu, Isiolo, Meru, Nyeri, Nyandarua, Nakuru and Baringo to the West. It covers an area of, 9532.2 km² and is ranked as the 15th largest county in the country by land size and has a population of 518,560 as per the 2019 Kenya Population and Housing Census. The County is cosmopolitan with about 23 communities.

Laikipia County comprises of 6 administrative sub counties namely Laikipia East, Laikipia North, Laikipia West, Laikipia Central, Nyahururu and Kirima. The County consists of three constituencies namely Laikipia East, Laikipia North and Laikipia West. The County headquarters is Rumuruti in Laikipia West Sub County..

The County is largely rural in settlement and a member of the Central Region Economic Bloc (CEREB) and Frontier Counties Development Council.

The main economic activities in the county include ranching, crop farming, beef and dairy farming, tourism and trade. Major tourist attractions in Laikipia include; wildlife, the unique Maa speaking cultural practices, and the Thomson Falls. Its proximity to Mt. Kenya, Meru National Park, Aberdare ranges and Samburu game parks have equally boosted tourism within the county through provision of hospitality services.

The County is constituted as per the Constitution of Kenya and is headed by the County Governor, who is responsible for the general policy and strategic direction of the County. The County Executive is comprised of the following departments:

Our vision: *The greatest county with the best quality of life*

Our mission: *To enable every household in Laikipia to lead a prosperous life*

Our core values:

- *People-centeredness*
- *Equity*
- *Accountability*
- *Efficiency*
- *Professionalism*
- *Integrity*
- *Innovativeness*
- *Passion*

**County Government Of Laikipia (Executive)
Quarterly Report and Financial Statements
for the Period ended March 31st, 2025.**

b) Key Management team



**H.E. JOSHUA IRUNGU, EGH.
GOVERNOR – COUNTY GOVERNMENT OF LAIKIPIA**

**County Government Of Laikipia (Executive)
Quarterly Report and Financial Statements
for the Period ended March 31st, 2025.**



**H.E. REUBEN KAMURI
DEPUTY GOVERNOR – COUNTY GOVERNMENT OF LAIKIPIA**

**County Government Of Laikipia (Executive)
Quarterly Report and Financial Statements
for the Period ended March 31st, 2025.**

CABINET: COUNTY GOVERNMENT OF LAIKIPIA



**County Secretary
Koinanage Wahome**



**Purity Kendi, County Coordination,
Administration, ICT & Public Service**



**Stephen Kisorio, Trade,
Tourism, Cooperatives & Enterprise
Development**



**Leah Njeri, Water, Environment and
Natural Resources**



**Martin Nabos; Roads, Public Works,
Land and Energy**



Albert Taiti, Health



**Samuel Gachigi, Finance, County
Planning & Development**



Dennis Kasoo, Agriculture

**County Government Of Laikipia (Executive)
Quarterly Report and Financial Statements
for the Period ended March 31st, 2025.**

The County Executive's day-to-day management is under the following key organs:

Office of the Governor
Administration, Devolution, County Coordination & Public Service Management
Finance, Economic Planning & County Development
Health Services
Agriculture, Livestock, Mechanization & Cooperatives Development
Roads, Public Works, Lands, Housing, Energy & Urban Planning
Education, Youth, Sports & Social Services
Water & Sanitation, Environment, Natural Resources & Climate Change

c) Fiduciary Management

The key management personnel who held office during the financial year ended 30th September 2025 and who had direct fiduciary responsibility were:

No.	Designation	Name
1.	CECM Finance County Planning and County Development	Samuel. Wachira
2	Accounting officer- Finance, County Treasury	Daniel Ngumi
3	Accounting officer- Economic Planning & County Development	Samuel Njuki
4	Accounting Officer-Administration Devolution & County Coordination	Burje Mohamed
5	Accounting officer –Public Service management, Public participation E-governance & Public Communication	Michael Kemboi
6	Accounting Officer- Health and Medical Services	Dr Timothy Panga
7	Accounting Officer- Crop Production, Irrigation Development & Mechanisation	Elizabeth Wangari
8	Accounting Officer –Livestock, Fisheries, Cooperatives & Veterinary Services	Mary Gichuru
9	Accounting Officer – Gender, Sports, Youth Affairs, Culture & Social Services	Kenneth Kibaara
10	Accounting Officer – Education, Vocational Training & Library Services	Jecinta Segetet
11	Accounting Officer- Water, Sanitation & Climate Change	Abraham Lemanyishoe
12	Accounting officer- Rangeland management & Natural Resources	Stephen Lopian
13	Accounting Officer- Lands, Housing, Energy & Urban Planning	John Gichuki
14	Accounting Officer- Roads, Public Works & Transport	Eng. Peter Macharia
No.	Designation-County Treasury Members	Name
1.	CECM Finance County Planning and Enterprise Development	Samuel. Wachira
2.	CO Finance & County Treasury	Daniel Ngumi

**County Government Of Laikipia (Executive)
Quarterly Report and Financial Statements
for the Period ended March 31st, 2025.**

No.	Designation	Name
3	CO Economic Planning & County Development	Samuel Njuki
4	Head of Accounting Services & Financial reporting	Mary Wachiuri
5	Head of Budget Supplies	Julius Kingori
6	Ag. Head of Internal Audit	Martin Gacheru
7	Ag. Director Economic Planning	Joseph Ndegwa
8.	Ag. Head of Supply Chain Management	Josephine Njoki
9	Ag. Head of Debt, Assets & portfolio	Francis karani

d) Fiduciary Oversight Arrangements

County Assembly of Laikipia
County Executive Committee
Laikipia County Executive Audit Committee
Senate Public Accounts Committee
Office of the Controller of Budget.
Office of the Auditor-General
Development Partners Oversight

e) Entity Headquarters

P.O. Box 131- 20321
County Headquarter
Government Road, Opposite DCC's Office
Rumuruti, Kenya

f) Entity Contacts

Telephone: +254 740031031
E-mail: reports.treasury@laikipia.go.ke
Website: www.laikipia.go.ke

g) Entity Bankers

1. Central Bank of Kenya
Haile Selassie Avenue
P.O. Box 60000, City Square 00200
Nairobi, Kenya
2. Kenya Commercial Bank
Nairobi, Kenya
3. Co-operative Bank
Nairobi, Kenya

**County Government Of Laikipia (Executive)
Quarterly Report and Financial Statements
for the Period ended March 31st, 2025.**

4. Equity Bank
Nairobi, Kenya
5. Family Bank
Nairobi, Kenya
6. ABSA Bank
Nairobi, Kenya
7. National Bank
Nairobi, Kenya

h) Independent Auditors

Office of the Auditor General
Anniversary Towers, University Way
Tel ISDN NO. +254-020-3214000
oag@oagkenya.go.ke
Fax +254-20-311482
P.O. Box 30084 0100
Nairobi.

i) Principal Legal Adviser

The Attorney General
State Law Office
Harambee Avenue
P.O. Box 40112
City Square 00200
Nairobi, Kenya

j) County Legal Adviser

County Attorney
P.O. Box 1271 - 10400
Nanyuki, Kenya

**County Government Of Laikipia (Executive)
Quarterly Report and Financial Statements
for the Period ended March 31st, 2025.**

3. FOREWORD BY CECM FINANCE AND ECONOMIC PLANNING

It gives me great pleasure to present the County Government of Laikipia Executive Quarterly Reports & Financial Statements for the Period ended 31st March, 2025.

These Financial Statements have been prepared in line with the PFM Act 2012 and are in line with the format prescribed by The Public Sector Accounting Standards Board. Section 166 (4) of The PFM Act requires that these statements be submitted to The County Assembly and copies be submitted to The National Treasury, Office of the Controller of Budget and The Commission of Revenue Allocation within one month after end of each period. Pursuant to the PFM Act 2012 Section 149, I confirm that there was accountability to the County Assembly in ensuring that the resources of the county government were authorized and lawfully utilized in an effective, efficient, economical and transparent manner.

Quarterly Reports & Financial Statements play a critical role in communicating to its readers (stake holders) the operational, financial performance, position & cash flow situation of the county Executive for decision making and accountability of public resources. The County Executive is therefore alive to the afore mentioned responsibility and is committed to and as guided by the Public Finance Management Act of 2012, exhaustively, preparing and submitting financial statements that reflect a true and fair view of the state of affairs of the county Executive.

The County Executive is committed to ensuring transparency by relaying performance on key indicators to the public. This will be realized through publishing and publicising of financial and non-financial reports as required by the Constitution and the PFM Act 2012.

In discharging its mandate to the residents of Laikipia County as espoused in the 4th Schedule of the Kenya Constitution 2010, the County Executive is guided by the applicable National and County Laws. Specifically, the County Governments Act of 2012 informs the county governance structure.

The County is headed by The Governor, who is responsible for its general policy and strategic direction and is accountable to the County Assembly and Senate Public Accounts Committee. County Governments consist of two arms namely, the County Assembly and the County Executive.

The County Assembly is the legislative authority of county laws, general oversight of the County Government and representation of the people is vested on County Assembly. It consists of 21 Members of County Assembly (MCAs) and the Speaker. The County Executive is the executive arm and comprises of the Governor, the Deputy Governor, the County Secretary and the 7 County Executive Committee Members (CECMs) for the 7 departments.

**County Government Of Laikipia (Executive)
Quarterly Report and Financial Statements
for the Period ended March 31st, 2025.**

The County Government of Laikipia has formulated the following statutory committees and boards

1. Laikipia County Audit Committee

The inaugural Audit Committee was constituted in April 2018 as required by the PFM Regulations 2015. The committee is guided by an Audit Charter that was approved in September 2018. The committee is currently constituted by the following members:

No.	Names	Designation	Qualifications
1.	James Sambu	Chairperson	MBA, CPA(K), ICPAK member
2.	Dr Joseph Kimathi	Member	PHD,MBA, CPA(K), ICPAK member
3.	Robert Angulu	Member	B. COM, CPA(K), ICPAK Member
4.	Damaris Wanjiku	Member	B. COM, MBA (Finance) CPA(K) ICPAK Member
5.	Mishek M. Gacheru	County Treasury representative	BA Economics, CPA(K), ICPAK member
6.	Martin Gacheru	Ag. Head of Internal Audit –secretary	B. COM, CPA(K), ICPAK Member

2. Laikipia County Public Service Board

Laikipia County Public Service Board was established by The Laikipia County Public Service Board Act June 2014. The board members are;

No.	Names	Designation
1.	Macharia Gakiri	Chairperson
2.	Josphat Lodi Lekamario	Secretary
3.	Veronica Wangui Gakenga	Member
4.	Dr. Macho Naomi Watetu	Member
5.	Jackson Ekai Lopkei	Member
6.	Jackson Kimutai Chumo	Member

Other boards and committees formulated by Laikipia County Government are;

- i. Laikipia County Revenue Board (LCRB)
- ii. Laikipia County Development Authority (LCDA)
- iii. Laikipia County Enterprise Fund Board
- iv. Laikipia County Co-operative Fund Board
- v. County Alcoholic Drinks Regulation Committee
- vi. The County Budget and Economic Forum
- vii. County Environmental Committee
- viii. Nanyuki Teaching & Referral Hospital Board
- ix. Nyahururu Referral Hospital Board
- x. Rumuruti Municipality Board
- xi. Nanyuki Municipality Board
- xii. Laikipia County Assets Leasing Fund Committee

**County Government Of Laikipia (Executive)
Quarterly Report and Financial Statements
for the Period ended March 31st, 2025.**

Budget Performance

Due to the cash flow constraint where by the County had not received the Equitable share for the months of February and March, and also no grant had been received by the end of the period, the County Executive was only able to realize 48% of its revenue budget and utilize 46% of its expenditure budget.

Table 1; Budget realisation for the period ended 31st March 2025

Receipt Item	Final Budget	Actual on Comparable Basis	Budget Realisation Difference	% of Utilisation
	A	B	C= A-B	D = B/A
	Kshs	Kshs	Kshs	%
Exchequer Transfers	7,094,523,002	3,344,366,697	3,750,156,305	47%
Opening Bank Balances	140850146	129,866,437	10,983,709	92%
Total	7,235,373,148	3,474,233,134	3,761,140,014	48%

Table 2; Budget Utilisation per Department for the period ended 31st March 2025

Sectors	Total Budget	Total Expenditure	Balance	Total Budget (%)
County Administration, Public Service and Office of The Governor	3,782,395,343	2,292,103,789	1,490,291,554	61%
Finance, Economic Planning and County Treasury	872,325,814	478,098,065	394,227,749	55%
Health And Sanitation	446,387,630	188,905,639	257,481,991	42%
Agriculture, Livestock and Fisheries	312,885,842	35,846,847	277,038,995	11%
Infrastructure And Public Works	806,922,904	64,671,750	742,251,154	8%
Education And Youth	165,830,897	93,196,000	72,634,897	56%
Trade, Tourism and Enterprise Development	438,240,000	57,236,713	381,003,287	13%
Gender, Culture and Social Services	12,800,100	4,113,458	8,686,642	32%
Water, Environment and Natural Resources	269,369,739	92,753,946	176,615,793	34%
Rumuruti Municipality	7,000,000	4,500,000	2,500,000	64%
Nyahururu Municipality	2,000,000	-	2,000,000	0%
Nanyuki Municipality	119,214,879	3,600,000	115,614,879	3%
Total	7,235,373,148	3,315,026,207	3,920,346,941	46%

**County Government Of Laikipia (Executive)
Quarterly Report and Financial Statements
for the Period ended March 31st, 2025.**

Operationalization & Autonomy of County Nyahururu Municipality & Health Facilities

Nyahururu Municipality Board is in the process of being operationalized through formulation of the Board and seconding of staff. This will enable it to offer municipality management services to the residents of Nyahururu in line with the Urban Areas and Cities Act of 2011. It has an allocation of 2 million for its preliminary operations. Nanyuki Municipality which was formulated towards the end of the FY 2022/23 is now operational.

There has been changes in the statutory and structural realignment in own source revenue collected from Hospitals and health facilities in the Country that resulted with the enactment of the Facility Improvement Financing Act of 2023 during the period. This has resulted in re-categorization of Revenue Collected from the Hospitals & health facilities as Appropriation in Aid (AIA). These collections have further been exempted from being swept into the CRF but rather collected in separate Facility Improvement Fund Accounts for the respective entities.

Consequently, Nanyuki Teaching & Referral Hospital (NTRH), Nyahururu County Referral Hospital (NCRH) as well as other level 4 hospitals have gained financial and operational autonomy. They therefore will with the oversight of their respective management boards and departmental leadership collect, account for, spend and report for revenue (AIA) and expenditure at the facility levels.

This will result to the reduction of the Own Source Revenue recognizable by County Executive and also reported as received into the CRF. We are however working towards enhancing compliance and efficiency in revenue collection so as to raise the Own Source revenue generated in subsequent financial years.

Transition from Cash to Accrual Accounting

The national government through the Cabinet approved the transition of Ministries, Departments and Agencies of the National Government and County governments from cash to Accrual basis of accounting with effect from 1st July 2025. The County Executive through the County Treasury will continue to sensitize its public service particularly staff involved in the Public Finance management (Accounting Officers, Accountants, Finance officers, Economists & Procurement Officers among others) on the realignments and reforms expected to take place with the transition.

The transition provides great opportunities to the County Government such as recognition of pending bills, property Plant, Equipment, Investments, and Inventory among others in the substantive financial statements. This will enhance the quality of financial reporting with the ultimate result of raising the standards of transparency accountability and openness to the public.

This quarterly report and financial statements for the period ended 31st March 2025 have therefore been prepared using the accrual basis and have relied upon the transitional reliefs provided by IPSAS 33. The IPSAS 33 transitional provisions allows for entities adopting

**County Government of Laikipia (Executive)
Quarterly Report and Financial Statements
for the Period ended March 31st, 2025.**

adopting IPSAS accrual for the 1st time to gradually implement the recognition of assets and liabilities in its Statement of Financial Position.

Conclusion

I wish to pass my sincere gratitude to H.E the Governor and the Deputy Governor for their stewardship of the county government during the period. Under your leadership Laikipia County has benefited from a citizen centred, development oriented and inclusive governance. Secondly, I wish to thank the County Executive Committee Members, the Accounting Officers and the entire Laikipia County Staff for their commitment, dedication, hard work and teamwork in ensuring service delivery to the people of Laikipia County. Further, I would also like to thank the entire County Assembly led by the able leadership of the Speaker and the Clerk to the County Assembly for their legislative and oversight role.

Finally, my sincere appreciation goes to all the citizens of Laikipia County for their continuous engagement with the County Government to ensure efficient service delivery and value for money in all our undertakings.



Wachira Gachigi
CECM Finance, County Planning and Development
Laikipia County Government

**County Government of Laikipia (Executive)
Quarterly Report and Financial Statements
for the Period ended March 31st, 2025.**

4. MANAGEMENT DISCUSSION AND ANALYSIS

FINANCIAL PERFORMANCE

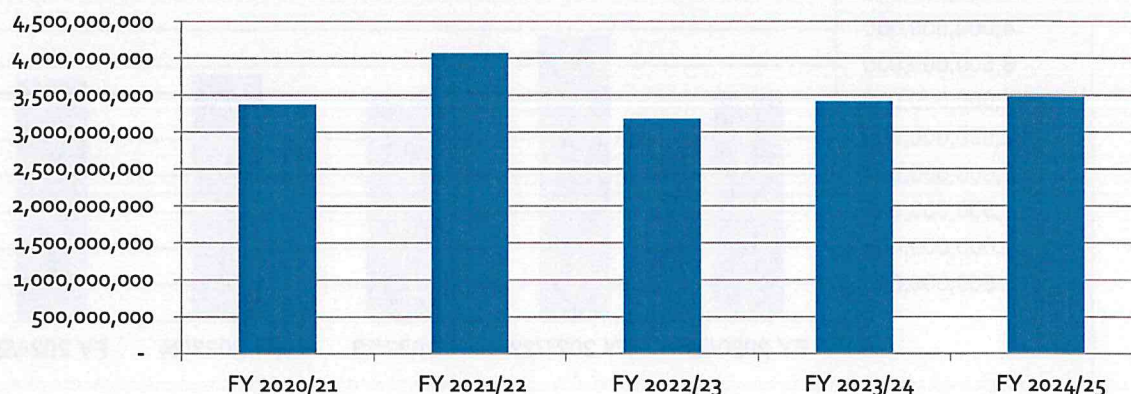
1. Revenue

In the period ended 31st March 2025, the County realized Kshs 2,551,792,499 as its revenue representing 37%. Below we present the comparative actual revenue realisation across 5 financial years.

Table 3: Analysis of Comparative Period Revenue Realisation from FY 2020/21 to 2025/25

Receipt item	FY 2020/21	FY 2021/22	FY 2022/23	FY 2023/24	FY 2024/25
Transfers From CRF	3,084,713,262	3,534,199,653	3,142,863,284	3,385,184,104	3,344,366,697
Opening Balances	283,225,211	526,636,734	20,209,242	27,307,146	129,866,437
Other Receipts	-	-	12,000,000	-	-
Total Revenue Realisation	3,367,938,473	4,060,836,387	3,175,072,526	3,412,491,250	3,474,233,134

Comparative Period Revenue Realisation from FY 2020/21 to FY 2024/25



2 Payments

The PFM Act of 2012 provides for management of public funds and gives guidelines on planning, budgeting and execution of public funds. Laikipia County Executive adhered to these guidelines when implementing the budget.

The County Executive attained 46% budget utilization as at the end of the period ended 31st March, 2025 of the FY 2024/25. The comparative analysis across the past 5 financial years is further illustrated in the below table:

**County Government Of Laikipia (Executive)
Quarterly Report and Financial Statements
for the Period ended March 31st, 2025.**

Table 5: Comparative Period Expenditure Analysis from FY 2020/21 to 2024/25

PAYMENTS	FY 2020/21	FY 2021/22	FY 2022/23	FY 2023/24	FY 2024/25
Compensation of Employees	1,657,267,463	1,858,341,518	2,037,231,500	1,979,291,696	2,163,319,959
Use of goods and services	583,815,796	793,359,606	586,337,415	482,530,912	618,522,987
Transfers to Other Government Entities	380,235,910	449,052,874	284,308,578	484,474,491	311,947,652
Other grants and transfers	39,100,000	29,738,000	52,619,722	75,771,900	11,175,076
Acquisition of Assets	413,005,900	778,581,692	117,787,741	356,397,149	210,060,534
Other Payments	30,146,702	-	21,097,400	4,491,500	-
TOTAL PAYMENTS	3,103,571,771	3,909,073,690	3,099,382,356	3,382,957,648	3,315,026,207

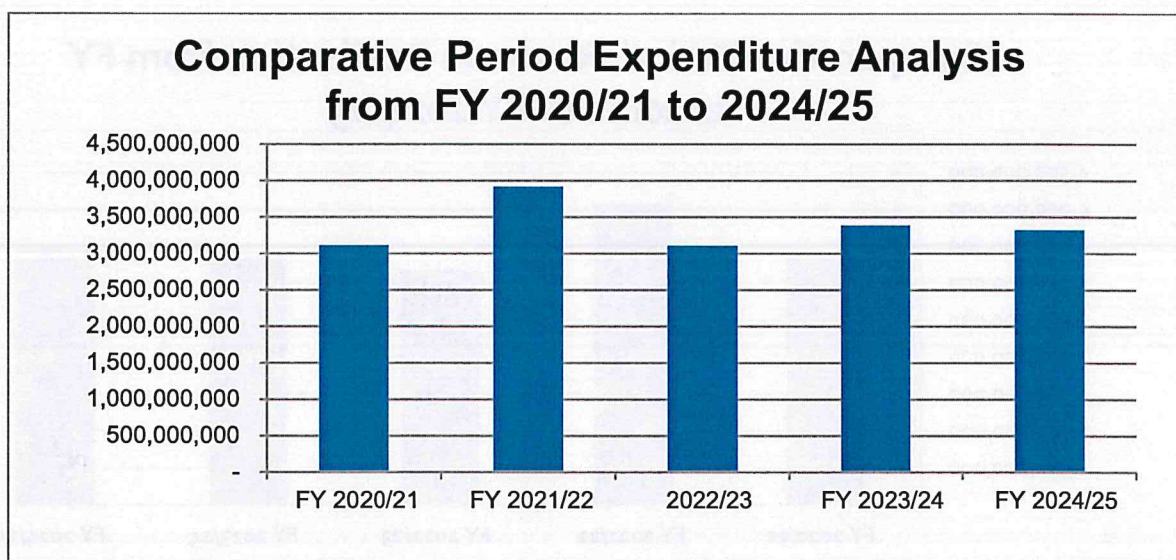
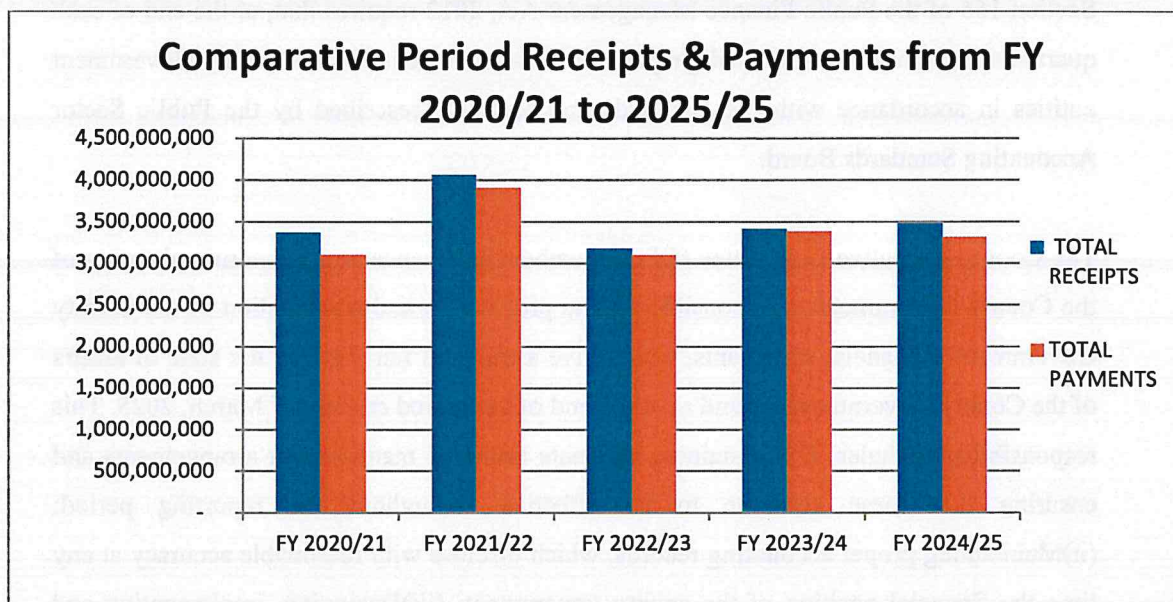


Table 6; Comparative period cash inflows and outflows from FY 2020/21 to FY 2024/25

Receipts/Payments	FY 2020/21	FY 2021/22	FY 2022/23	FY 2023/24	FY 2024/25
Total Receipts	3,367,938,473	4,060,836,387	3,175,072,526	3,412,491,250	3,474,233,134
Total Payments	3,103,571,771	3,909,073,690	3,099,382,355	3,382,957,647	3,315,185,406

**County Government Of Laikipia (Executive)
 Quarterly Report and Financial Statements
 for the Period ended March 31st, 2025.**



Further details on realisation and utilization of revenues and expenditure are elaborated under the statement of budget verses actual.

**County Government Of Laikipia (Executive)
Quarterly Report and Financial Statements
for the Period ended March 31st, 2025.**

5. STATEMENT OF MANAGEMENT RESPONSIBILITIES

Section 166 of the Public Finance Management Act, 2012 requires that, at the end of each quarter, the County Treasury shall prepare financial statements for all County Government entities in accordance with the standards and formats prescribed by the Public Sector Accounting Standards Board.

The County Executive Committee (CEC) member for Finance and Economic planning of the County Government is responsible for the preparation and presentation of the County Government's financial statements, which give a true and fair view of the state of affairs of the County Government for and as at the end of the period ended 31st March, 2025. This responsibility includes: (i) Maintaining adequate financial management arrangements and ensuring that these continue to be effective throughout the reporting period; (ii) Maintaining proper accounting records, which disclose with reasonable accuracy at any time the financial position of the county government; (iii) Designing, implementing and maintaining internal controls relevant to the preparation and fair presentation of the financial statements, and ensuring that they are free from material misstatements, whether due to error or fraud; (iv) Safeguarding the assets of the county government; (v) selecting and applying appropriate accounting policies; and (vi) Making accounting estimates that are reasonable in the circumstances.

The CEC member for Finance and Economic planning accepts responsibility for the County Government's financial statements, which have been prepared on the Accrual Basis Method of Financial Reporting, using appropriate accounting policies in accordance with International Public Sector Accounting Standards (IPSAS). The CEC member for Finance and Economic Planning is of the opinion that the County Government's financial statements gives a true and fair view of the state of the County Government's transactions during the period ended 31st March, 2025, and of its financial position as at that date.

The CEC member for finance further confirms the completeness of the accounting records maintained for the County Government which have been relied upon in the preparation of the financial statements as well as the adequacy of the systems of internal financial control.

**County Government of Laikipia (Executive)
Quarterly Report and Financial Statements
for the Period ended March 31st, 2025.**

The CEC member for Finance and Economic planning confirms that the County Government has complied fully with applicable Government Regulations and the terms of external financing covenants (where applicable), and that the County Government's funds received during the quarter were used for the eligible purposes for which they were intended and were properly accounted for. Further, the CEC member for finance confirms that the County Government's financial statements have been prepared in a form that complies with relevant accounting standards prescribed by the Public Sector Accounting Standards Board of Kenya.

Approval of the financial statements

The County Executive's financial statements were approved and signed by the CECM for Finance on 11th April 2025.



Wachira Gachigi

**CECM Finance, County Planning and Development
Laikipia County Government**







County Government Of Laikipia (Executive)
 Quarterly Report and Financial Statements
 for the Period ended MARCH 31st, 2025.

6. STATEMENT OF FINANCIAL PERFORMANCE FOR THE PERIOD ENDED 31ST MARCH 2025

Description	Notes	Period ended March, 2025
		Kshs
Revenue from non-exchange transactions		
Transfers from CRF	5	3,778,160,136
Total revenue		3,778,160,136
Expenses		
Employee costs	6	2,382,295,476
Use of goods and services	7	608,685,568
Transfers to other Government Entities	8	311,947,652
Depreciation and amortization expense	9	140,223,012
Other Grants and Subsidies	10	11,175,076
Total expenses		3,454,326,784
Surplus for the Period		323,833,352
Taxation		-
Net Surplus		323,833,352

The Financial Statements set out on pages 1 to 6 were signed by


 	 	
Name: Daniel Ngumi Chief Officer - Finance & County Treasury	Name: Mary W. Wachuri Head of Treasury Accounting	Name: Mishek M. Gacheru Ag. Asst. Director FRU
ICPAK Member No: 8207	ICPAK Member No: 7055	ICPAK Member No: 26623

**County Government Of Laikipia (Executive)
Quarterly Report and Financial Statements
for the Period ended December 31st, 2024.**


7. STATEMENT OF FINANCIAL POSITION AS AT MARCH 31ST 2024

Description	Notes	1st March , 2025	ing Statement 1st July 2024
		Kshs	Kshs
Current Assets			
Cash and Cash equivalents	11	165,261,700	136,615,219
Receivables from Non-Exchange Transactions	12	817,281,645	373,491,590
Total Current Assets		982,543,346	510,106,809
Non-Current Assets			
Property, Plant and Equipment	13	35,555,014,316	35,485,176,794
Total Non- Current Assets		35,555,014,316	35,485,176,794
Total Assets (A)		36,537,557,662	35,995,283,603
Liabilities			
Current Liabilities			
Trade and Other Payables	14	504,639,726	285,664,209
Refundable deposits and prepayments	15	6,213,971	6,589,583
Total Current Liabilities		510,853,698	292,253,792
Non-Current Liabilities			
Total Non- Current Liabilities		-	-
Total Liabilities (B)		510,853,698	292,253,792
Net Assets (A-B)		36,026,703,964	35,703,029,811
Represented by:			
Accumulated Surplus		36,026,703,964	35,703,029,811
Net Assets		36,026,703,964	35,703,029,811

The Financial Statements set out on pages 1 to 6 were signed by



Name: Daniel Ngumi
Chief Officer - Finance & County Treasury
ICPAK Member No: 8207



Name: Mary W. Wachiuri
Head of Treasury Accounting
ICPAK Member No: 7055



Name: Mishek M. Gacheru
Ag. Asst. Director FRU
ICPAK Member No: 26623

**County Government of Laikipia (Executive)
Quarterly Report and Financial Statements
for the Period ended December 31st 2024.**

8. STATEMENT OF CHANGES IN NET ASSETS FOR THE PERIOD ENDED MARCH 31ST 2025

Description	Accumulated Surplus	Total
As at 30 th June 2024 (cash basis)	130,025,635	130,025,635
Adjustments: (to recognize assets and liabilities)	35,573,004,176	35,573,004,176
As at July 1, 2024	35,703,029,811	35,703,029,811
Surplus/ deficit for the period	323,833,352	323,833,352
Returns to CRF	(159,199)	(159,199)
As at March, 2025	36,026,703,964	36,026,703,964



**County Government Of Laikipia (Executive)
Quarterly Report and Financial Statements
for the Period ended MARCH 31st, 2025.**

9. STATEMENT OF CASH FLOWS FOR THE PERIOD ENDED MARCH 31ST 2025

Description	Notes	Period ended March, 2025
		Kshs
Cash flows from operating activities		
Receipts		
Transfers from CRF		3,344,366,697
Total receipts		3,344,366,697
Payments		
Employee costs		2,163,319,959
Use of goods and services		619,057,797
Transfers to other Government Entities		311,947,652
Other Grants and Subsidies		11,175,076
Total payments		3,105,500,484
Net cash flows from/(used in) operating activities	16	238,866,213
Cash flows from investing activities		
Purchase of PPE		(210,060,534)
Net cash flows from/(used in) investing activities		(210,060,534)
Cash flows from financing activities		
Returns to CRF		(159,199)
Net cash flows from financing Activities		(159,199)
Net increase in cash & Cash equivalents		28,646,481
Cash and cash equivalents as at Period Start	11	136,615,219
Cash and cash equivalents as at Period End	11	165,261,700

County Government Of Laikipia (Executive)
 Quarterly Report and Financial Statements
 for the Period ended MARCH 31st, 2025.

10. STATEMENT OF COMPARISON OF BUDGET AND ACTUAL AMOUNTS FOR THE PERIOD ENDED SEPTEMBER 30TH 2025

Revenue/expense item	Original budget A	Adjustments B	Final budget C=(a+b)	Actual on comparable basis D	Budget utilization difference E=(c-d)	% of utilization F=d/c *100
Revenues						
Opening balance (Non-refundable special purpose accounts)	-	140,850,146	140,850,146	129,866,437	10,983,709	9%
Transfers from CRF	6,816,091,946	278,431,056	7,094,523,002	3,344,366,697	3,750,156,305	47%
Total revenues	6,816,091,946	419,281,202	7,235,373,148	3,474,233,134	3,761,140,014	48%
Expenses						
Employee costs	3,469,255,593	(175,000,000)	3,294,255,593	2,163,319,959	1,130,935,634	66%
Use of goods and services	860,494,244	233,956,689	1,094,450,933	618,522,987	475,927,946	57%
Transfers to other Government Entities	1,128,436,721	29,831,176	1,158,267,897	311,947,652	846,320,245	27%
Other Grants and Subsidies	19,857,706	-	19,857,706	11,175,076	8,682,630	56%
Total	5,478,044,264	88,787,865	5,566,832,129	3,104,965,673	2,461,866,456	56%
Capital items						
Acquisition of PPE	1,338,047,682	330,493,337	1,668,541,019	210,060,534	1,458,480,485	13%
Total expenses	1,338,047,682	330,493,337	1,668,541,019	210,060,534	1,458,480,485	13%
Total Expenses	6,816,091,946	419,281,202	7,235,373,148	3,315,026,207	3,920,346,941	46%
Surplus/ deficit	-	-	-	159,206,927		

**County Government Of Laikipia (Executive)
Quarterly Report and Financial Statements
for the Period ended MARCH 31st, 2025.**

Budget Notes

Under-realisation of the revenue budget was due to:

- Under realisation of revenue Budget at the CRF Level whereby a cumulative of kshs 934,523,795 relating to Equitable share for the months of February & March had not been realised.
- Grants & Transfers from Government Agencies amounting to Kshs 850,571,763 for the FY 2024/25 had not been realised during the period.
- There was a sub-optimal realisation of Own Source Revenue during the Period amounting to kshs 352,640,090 (40%) which affected the subsequent transfers to the County Executive.

Under-Utilisation of the Expenditure budget was due to:

- Under-utilisation of expenditure budget for all the expenditure categories was due to the under realisation of revenue as explained above.

RECONCILIATION STATEMENT BETWEEN THE ACTUALS IN THE STATEMENT OF BUDGET VS ACTUALS & THE STATEMENT OF CASH FLOWS

	Operating	Financing	total
Actual amounts on comparable basis presented in the budget and actual comparative statement	3,104,965,673	-	3,104,965,673
Classification differences	375,612	159,199	534,811
Actual in the statement of cashflows	3,105,341,285	159,199	3,105,500,484

The figure of Kshs 375,612 relates to the net cash outflows from the Deposit account while the figure of Kshs 159,199 relates to the returns to CRF at the beginning of the period. The total of the two figures (Kshs 534,811) is attributed to the difference between the Statement of comparison of budget & actual Amounts and the Statement of Cashflows.

**County Government of Laikipia (Executive)
Quarterly Report and Financial Statements
for the Period ended MARCH 31st, 2025.**

11. NOTES TO THE FINANCIAL STATEMENTS

1. General Information

Laikipia County Executive is established by and derives its authority and accountability from The Constitution of Kenya 2010. The County Executive is domiciled in Kenya and its principal activities are as set out in the 4th Schedule of the Constitution of Kenya 2010.

2. Statement of Compliance and Basis of Preparation

Statement of Compliance

The financial statements have been prepared in accordance with the Public Finance Management Act, 2012. The County Executive has opted to take advantage of the transitional provisions under IPSAS 33 and therefore these Quarterly Financial statements of the 1st financial year are transitional financial statements. Therefore, some Non-financial Assets and liabilities have not been recognised as the County Executive has taken advantage of the transitional provisions outlined in IPSAS 33.

These financial statements were authorised for issue by the accounting officer on **11th April 2025**

Basis of Preparation

These financial statements have been prepared on a going concern basis, and the accounting policies have been applied consistently throughout the period. These financial statements have been prepared on an accrual basis unless otherwise specified (for example, the Statement of Cash Flows). Under an accrual basis, revenues are recognised when rights to assets are earned or levied rather than when cash is received, and expenses are recognised when obligations are incurred rather than when they are settled. The financial statements have been prepared and presented in Kenya Shillings, which is the functional and reporting currency of the County Executive. The accounting policies adopted have been consistently applied to all the years presented.

Critical accounting judgements

IPSAS requires accounting judgements to be made in determining accounting policies that impact the presentation of these financial statements. The most critical of these judgements, and their impact, are:

Recognition of revenue

**County Government of Laikipia (Executive)
Quarterly Report and Financial Statements
for the Period ended MARCH 31st, 2025.**

A revenue is an increase in the net financial position, other than increases arising from ownership contributions. Revenue is required to be measured when the event occurs and when recognition criteria (probable inflow of resources and ability to reliably measure their value) are met. Judgment is required to determine if these criteria are met, particularly where limited evidence is available at the time the revenue is earned.

Recognition of non-exchange expenses and liabilities

A liability is a present obligation to the County Executive for an outflow of resources that results from a past event. Expenses (and other liabilities) are recognized when there is a present obligation (legal or constructive) as a result of a past event. An outflow of resources embodying economic benefits will probably be required to settle the obligation and a reliable estimate of the obligation can be made. Judgment is required in assessing each of these conditions, and therefore reporting if an expense and a present obligation should be reported.

The County Executive pursues a number of policy targets and outcomes. However the commitment to these targets and outcomes, generally, do not of themselves constitute a present obligation unless the County Executive is clear on the cost it intends to incur, when payment will be made, and to whom and as a consequence has raised a valid expectation. As a consequence, liabilities are not reported for costs associated with the County Executive policy objectives and targets. Where a policy choice gives rise to an obligation that exists independently of the County Executive future actions, expenses (and other related liabilities) are recognized for that policy.

Purpose and nature of financial instruments

Judgment is required in determining whether financial assets (including investment in securities and advances) and financial liabilities are held for trading or to provide a return through interest and principal transactions. Depending on that judgment, financial instruments will be reported at fair value or on an amortized cost basis.

Climate change obligations

Kenya's current National Determined Contribution (NDC) to deliver on the goals of the Paris Agreement sets a headline target of a 32 per cent emission reduction by 2030 relative to the business-as-usual scenario of 143 MtCO₂eq. The County Executive's commitment to climate change action does not constitute a present obligation on the balance sheet but are disclosed separately.

**County Government of Laikipia (Executive)
Quarterly Report and Financial Statements
for the Period ended MARCH 31st, 2025.**

Physical assets

An asset is a resource presently controlled by the County Executive as a result of a past event. The primary reason for holding property, plant and equipment and other assets is for their service potential rather than their ability to generate cash flows. Because of the types of services provided, a significant proportion of assets used by public sector entities including roads, national parks, heritage buildings etc are specialized in nature. There may be a limited market for such assets and so judgement is required on measurement. Judgment is also required whether assets are held for commercial purposes or public benefit purposes.

3. Summary of Significant Accounting Policies

a) Revenue recognition

i. Revenue from non-exchange transactions

Transfers from other government entities

Revenues from non-exchange transactions with other government entities are measured at fair value and recognized on obtaining control of the asset (cash, goods, services and property) if the transfer is free from conditions and it is probable that the economic benefits or service potential related to the asset will flow to the County Executive and can be measured reliably. Recurrent grants are recognized in the statement of financial performance. Development/Capital grants are recognized in the statement of financial performance after meeting revenue recognition criteria. Conditional grants are recognized as revenue upon fulfilment of the set conditions.

ii. Revenue from exchange transactions

Interest income

Interest income is accrued using the effective yield method. The effective yield discounts estimated future cash receipts through the expected life of the financial asset to that asset's net carrying amount. The method applies this yield to the principal outstanding to determine interest income each period.

Dividends

Dividends or similar distributions must be recognized when the shareholder's or the County Executive's right to receive payments is established.

Rental income

Rental income arising from operating leases on investment properties is accounted for on a straight-line basis over the lease terms and included in revenue.

**County Government of Laikipia (Executive)
Quarterly Report and Financial Statements
for the Period ended MARCH 31st, 2025.**

b) Budget information

The original budget for FY 2024/25 was approved by the County Assembly on 28th June 2025. Subsequent revisions or additional appropriations were made to the approved budget in accordance with specific approvals from the appropriate authorities. The additional appropriations are added to the original budget by the County Executive upon receiving the respective approvals in order to conclude the final budget. Accordingly, the County Assembly passed a supplementary budget for the County government during the period. The County Executive's budget is prepared on a different basis to the actual income and expenditure disclosed in the financial statements.

The financial statements are prepared on accrual basis using a classification based on the nature of expenses in the statement of financial performance, whereas the budget is prepared on a cash basis. The amounts in the financial statements were recast from the accrual basis to the cash basis and reclassified by presentation to be on the same basis as the approved budget. A comparison of budget and actual amounts, prepared on a comparable basis to the approved budget, is then presented in the statement of comparison of budget and actual amounts. In addition to the Basis difference, adjustments to amounts in the financial statements are also made for differences in the formats and classification schemes adopted for the presentation of the financial statements and the approved budget. A statement to reconcile the actual amounts on a comparable basis included in the statement of comparison of budget and actual amounts and the actuals as per the statement of financial cash flows has been presented under the Statement of Comparison of Budget & Actual Amounts of these financial statements.

c) Investment property

Investment properties are measured initially at cost, including transaction costs. The carrying amount includes the replacement cost of components of an existing investment property at the time that cost is incurred if the recognition criteria are met and excludes the costs of day-to-day maintenance of an investment property. Investment property acquired through a non-exchange transaction is measured at its fair value at the date of acquisition. Subsequent to initial recognition, investment properties are measured using the cost model and are depreciated over the periods. Investment properties are derecognized either when they have been disposed of or when the investment property is permanently withdrawn from use and no future economic benefit or service potential is expected from its disposal. The difference between the net disposal proceeds and the carrying amount of the asset is recognized in the surplus or deficit in the period of de-recognition. Transfers are made to or from investment property only when there is a change in use.

d) Property, plant and equipment

**County Government of Laikipia (Executive)
Quarterly Report and Financial Statements
for the Period ended MARCH 31st, 2025.**

All property, plant and equipment are stated at cost less accumulated depreciation and impairment losses. Cost includes expenditure that is directly attributable to the acquisition of the items. When significant parts of property, plant and equipment are required to be replaced at intervals, the County Executive recognizes such parts as individual assets with specific useful lives and depreciates them accordingly. Likewise, when a major inspection is performed, its cost is recognized in the carrying amount of the plant and equipment as a replacement if the recognition criteria are satisfied. All other repair and maintenance costs are recognized in surplus or deficit as incurred. Where an asset is acquired in a non-exchange transaction for nil or nominal consideration the asset is initially measured at its fair value

e) Right of use asset

The right-of-use assets comprise the initial measurement of the corresponding lease liability, lease payments made at or before the commencement day, less any lease incentives received, and any initial direct costs. They are subsequently measured at cost less accumulated depreciation and impairment losses. Whenever the County Executive incurs an obligation for costs to dismantle and remove a leased asset, restore the site on which it is located or restore the underlying asset to the condition required by the terms and conditions of the lease, a provision is recognized and measured under IPSAS 21 or IPSAS 26. To the extent that the costs relate to a right-of-use asset, the costs are included in the related right-of-use asset, unless those costs are incurred to produce inventories. Right-of-use assets are depreciated over the shorter period of lease term and useful life of the underlying asset. If a lease transfers ownership of the underlying asset or the cost of the right-of-use asset reflects that the County Executive expects to exercise a purchase option, the related right-of-use asset is depreciated over the useful life of the underlying asset. The depreciation starts at the commencement date of the lease. The right-of-use assets are presented as a separate line in the statement of financial position.

f) Tangible Natural Resources

The County Executive recognises a tangible natural resource recognized if, and only if: It is probable that service potential associated with the natural resource will flow to the County Executive; the County Executive controls the tangible natural resource as a result of past events; and the tangible natural resource can be measured reliably. Where this criterion is not met, the County Executive discloses the tangible natural resource in the notes to the financial statements. Where a tangible natural resource is recognized as an asset as the result of an event that is not a transaction in an orderly market, including non-exchange transactions, the asset shall be measured initially at its deemed cost. An County Executive shall apply IPSAS 46, Measurement, when measuring the deemed cost of such a recognized tangible

**County Government of Laikipia (Executive)
Quarterly Report and Financial Statements
for the Period ended MARCH 31st, 2025.**

natural resource. A recognized tangible natural resource acquired through an exchange transaction shall be measured at its cost. Historical cost model is applied after initial recognition less any depreciation and impairment losses.

g) Leases

Finance leases are leases that transfer substantially all of the risks and benefits incidental to ownership of the leased item to the County Executive. Assets held under a finance lease are capitalized at the commencement of the lease at the fair value of the leased property or, if lower, at the present value of the future minimum lease payments. The County Executive also recognizes the associated lease liability at the inception of the lease. The liability recognized is measured as the present value of the future minimum lease payments at initial recognition. Subsequent to initial recognition, lease payments are apportioned between finance charges and reduction of the lease liability so as to achieve a constant rate of interest on the remaining balance of the liability. Finance charges are recognized as finance costs in surplus or deficit. An asset held under a finance lease is depreciated over the useful life of the asset. However, if there is no reasonable certainty that the County Executive will obtain ownership of the asset by the end of the lease term, the asset is depreciated over the shorter of the estimated useful life of the asset and the lease term.

h) Intangible assets

Intangible assets acquired separately are initially recognized at cost. The cost of intangible assets acquired in a non-exchange transaction is their fair value at the date of the exchange. Following initial recognition, intangible assets are carried at cost less any accumulated amortization and accumulated impairment losses. Internally generated intangible assets, excluding capitalized development costs, are not capitalized and expenditure is reflected in surplus or deficit in the period in which the expenditure is incurred. The useful life of the intangible assets is assessed as either finite or indefinite.

i) Research and development costs

The County Executive expenses research costs as incurred. Development costs on an individual project are recognized as intangible assets when the County Executive can demonstrate:

- i) The technical feasibility of completing the asset so that the asset will be available for use or sale;
- ii) Its intention to complete and its ability to use or sell the asset;
- iii) How the asset will generate future economic benefits or service potential;
- iv) The availability of resources to complete the asset;

**County Government of Laikipia (Executive)
Quarterly Report and Financial Statements
for the Period ended MARCH 31st, 2025.**

- v) The ability to measure reliably the expenditure during development.

Following initial recognition of an asset, the asset is carried at cost less any accumulated amortization and accumulated impairment losses. Amortization of the asset begins when development is complete, and the asset is available for use. It is amortized over the period of expected future benefit. During the period of development, the asset is tested for impairment annually with any impairment losses recognized immediately in surplus or deficit.

j) Financial instruments

IPSAS 41 addresses the classification, measurement and de-recognition of financial assets and financial liabilities, introduces new rules for hedge accounting and a new impairment model for financial assets. The County Executive does not have any hedge relationships and therefore the new hedge accounting rules have no impact on the Company's financial statements. (amend as appropriate). A financial instrument is any contract that gives rise to a financial asset of one County Executive and a financial liability or equity instrument of another entity. At initial recognition, the County Executive measures a financial asset or financial liability at its fair value plus or minus, in the case of a financial asset or financial liability not at fair value through surplus or deficit, transaction costs that are directly attributable to the acquisition or issue of the financial asset or financial liability.

i. Financial assets

Classification of financial assets

The County Executive classifies its financial assets as subsequently measured at amortized cost, fair value through net assets/ equity or fair value through surplus and deficit on the basis of both the County Executive's management model for financial assets and the contractual cash flow characteristics of the financial asset. A financial asset is measured at amortized cost when the financial asset is held within a management model whose objective is to hold financial assets in order to collect contractual cash flows and the contractual terms of the financial asset give rise on specified dates to cash flows that are solely payments of principal and interest on the principal outstanding.

A financial asset is measured at fair value through net assets/ equity if it is held within the management model whose objective is achieved by both collecting contractual cash flows and selling financial assets and the contractual terms of the financial asset give rise on specified dates to cash flows that are solely payments of principal and interest on the principal amount outstanding. A financial asset shall be measured at fair value through surplus or deficit unless it is measured at amortized cost or fair value

**County Government of Laikipia (Executive)
Quarterly Report and Financial Statements
for the Period ended MARCH 31st, 2025.**

through net assets/ equity unless the County Executive has made irrevocable election at initial recognition for particular investments in equity instruments.

Subsequent measurement

Based on the business model and the cash flow characteristics, the County Executive classifies its financial assets into amortized cost or fair value categories for financial instruments. Movements in fair value are presented in either surplus or deficit or through net assets/ equity subject to certain criteria being met.

Amortized cost

Financial assets that are held for collection of contractual cash flows where those cash flows represent solely payments of principal and interest, and that are not designated at fair value through surplus or deficit, are measured at amortized cost. A gain or loss on an instrument that is subsequently measured at amortized cost and is not part of a hedging relationship is recognized in profit or loss when the asset is de-recognized or impaired. Interest income from these financial assets is included in finance income using the effective interest rate method.

Fair value through net assets/ equity

Financial assets that are held for collection of contractual cash flows and for selling the financial assets, where the assets' cash flows represent solely payments of principal and interest, are measured at fair value through net assets/ equity. Movements in the carrying amount are taken through net assets, except for the recognition of impairment gains or losses, interest revenue and foreign exchange gains and losses which are recognized in surplus/deficit. Interest income from these financial assets is included in finance income using the effective interest rate method.

Trade and other receivables

Trade and other receivables are recognized at fair values less allowances for any uncollectible amounts. Trade and other receivables are assessed for impairment on a continuing basis. An estimate is made of doubtful receivables based on a review of all outstanding amounts at the year end.

Fair value through surplus or deficit

**County Government of Laikipia (Executive)
Quarterly Report and Financial Statements
for the Period ended MARCH 31st, 2025.**

Financial assets that do not meet the criteria for amortized cost or fair value through net assets/ equity are measured at fair value through surplus or deficit. A business model where the entity manages financial assets with the objective of realizing cash flows through solely the sale of the assets would result in a fair value through surplus or deficit model.

Impairment

The County Executive assesses, on a forward-looking basis, the expected credit loss ('ECL') associated with its financial assets carried at amortized cost and fair value through net assets/equity. The County Executive recognizes a loss allowance for such losses at each reporting date.

ii) financial liabilities

Classification

The County Executive classifies its liabilities as subsequently measured at amortized cost except for financial liabilities measured through surplus or deficit

k) Inventories

Inventory is measured at cost upon initial recognition. To the extent that inventory was received through non-exchange transactions (for no cost or for a nominal cost), the cost of the inventory is its fair value at the date of acquisition. Costs incurred in bringing each product to its present location and conditions are accounted for, as follows:

- i) Raw materials: purchase cost using the weighted average cost method.
- ii) Finished goods and work in progress: cost of direct materials and labour and a proportion of manufacturing overheads based on the normal operating capacity but excluding borrowing costs.

After initial recognition, inventory is measured at the lower of cost and net realizable value. However, to the extent that a class of inventory is distributed or deployed at no charge or for a nominal charge, that class of inventory is measured at the lower of cost and current replacement cost. Net realizable value is the estimated selling price in the ordinary course of operations, less the estimated costs of completion and the estimated costs necessary to make the sale, exchange, or distribution. Inventories are recognized as an expense when deployed for utilization or consumption in the ordinary course of operations of the County Executive.

**County Government of Laikipia (Executive)
Quarterly Report and Financial Statements
for the Period ended MARCH 31st, 2025.**

l) Provisions

Provisions are recognized when the County Executive has a present obligation (legal or constructive) as a result of a past event, it is probable that an outflow of resources embodying economic benefits or service potential will be required to settle the obligation and a reliable estimate can be made of the amount of the obligation. Where the County Executive expects some or all of a provision to be reimbursed, for example, under an insurance contract, the reimbursement is recognized as a separate asset only when the reimbursement is virtually certain. The expense relating to any provision is presented in the statement of financial performance net of any reimbursement.

m) Contingent liabilities

The County Executive does not recognize a contingent liability but discloses details of any contingencies in the notes to the financial statements, unless the possibility of an outflow of resources embodying economic benefits or service potential is remote.

n) Contingent assets

The County Executive does not recognize a contingent asset but discloses details of a possible asset whose existence is contingent on the occurrence or non-occurrence of one or more uncertain future events not wholly within the control of the County Executive in the notes to the financial statements. Contingent assets are assessed continually to ensure that developments are appropriately reflected in the financial statements. If it has become virtually certain that an inflow of economic benefits or service potential will arise and the asset's value can be measured reliably, the asset and the related revenue are recognized in the financial statements of the period in which the change occurs.

o) Nature and purpose of reserves

The County Executive creates and maintains reserves in terms of specific requirements

p) Changes in accounting policies and estimates

The County Executive recognizes the effects of changes in accounting policy retrospectively. The effects of changes in accounting policy are applied prospectively if retrospective application is impractical.

q) Employee benefits

Retirement benefit plans

The County Executive provides retirement benefits for its employees and directors. Defined contribution plans are post-employment benefit plans under which an Entity pays fixed contributions into a separate Entity (a fund), and will have no legal or constructive obligation to pay further contributions if the fund

**County Government of Laikipia (Executive)
Quarterly Report and Financial Statements
for the Period ended MARCH 31st, 2025.**

does not hold sufficient assets to pay all employee benefits relating to employee service in the current and prior periods. The contributions to fund obligations for the payment of retirement benefits are charged against income in the year in which they become payable. Defined benefit plans are post-employment benefit plans other than defined-contribution plans. The defined benefit funds are actuarially valued tri-annually on the projected unit credit method basis. Deficits identified are recovered through lump sum payments or increased future contributions on proportional basis to all participating employers. The contributions and lump sum payments reduce the post-employment benefit obligation.

r) Foreign currency transactions

Transactions in foreign currencies are initially accounted for at the ruling rate of exchange on the date of the transaction. Trade creditors or debtors denominated in foreign currency are reported at the statement of financial position reporting date by applying the exchange rate on that date. Exchange differences arising from the settlement of creditors, or from the reporting of creditors at rates different from those at which they were initially recorded during the period, are recognized as income or expenses in the period in which they arise.

s) Borrowing costs

Borrowing costs are capitalized against qualifying assets as part of property, plant and equipment. Such borrowing costs are capitalized over the period during which the asset is being acquired or constructed and borrowings have been incurred. Capitalization ceases when construction of the asset is complete. Further borrowing costs are charged to the statement of financial performance.

t) Related parties

The County Executive regards a related party as a person or an Entity with the ability to exert control individually or jointly, or to exercise significant influence over the County Executive, or vice versa. Members of key management are regarded as related parties and comprise the Governor, Deputy Governor, County Secretary, County Executive Committee Members and Chief Officers, Directors and senior managers.

u) Service concession arrangements.

The County Executive analyses all aspects of service concession arrangements that it enters into in determining the appropriate accounting treatment and disclosure requirements. In particular, where a private party contributes an asset to the arrangement, the County Executive recognizes that asset when, and only when, it controls or regulates the services the operator must provide together with the asset, to

**County Government of Laikipia (Executive)
Quarterly Report and Financial Statements
for the Period ended MARCH 31st, 2025.**

whom it must provide them, and at what price. In the case of assets other than 'whole-of-life' assets, it controls, through ownership, beneficial entitlement or otherwise – any significant residual interest in the asset at the end of the arrangement. Any assets so recognized are measured at their fair value. To the extent that an asset has been recognized, the County Executive also recognizes a corresponding liability, adjusted by a cash consideration paid or received.

v) Cash and cash equivalents

Cash and cash equivalents comprise cash on hand and cash at bank, short-term deposits on call and highly liquid investments with an original maturity of three months or less, which are readily convertible to known amounts of cash and are subject to insignificant risk of changes in value. Bank account balances include amounts held at the Central Bank of Kenya and at various commercial banks at the end of the financial year.

w) Comparative figures

In preparing these financial statements, the County Executive has elected to apply paragraph 79 of IPSAS 33, which allows for the election by an entity to present one statement of financial performance, one statement of cash flow, one statement of net assets and the statement of financial position and an opening statement of financial position as at the time of first time adoption of the accrual basis of accounting.

x) Subsequent events

There have been no events subsequent to the financial year end with a significant impact on the financial statements for the Period ended MARCH 31, 2025.

4. Significant Judgments and Sources of Estimation Uncertainty

The preparation of the County Executive's financial statements in conformity with IPSAS requires management to make judgments, estimates and assumptions that affect the reported amounts of revenues, expenses, assets and liabilities, and the disclosure of contingent liabilities, at the end of the reporting period. However, uncertainty about these assumptions and estimates could result in outcomes that require a material adjustment to the carrying amount of the asset or liability affected in future periods. State all judgements, estimates and assumptions made:

Estimates and assumptions.

The key assumptions concerning the future and other key sources of estimation uncertainty at the reporting date, that have a significant risk of causing a material adjustment to the carrying amounts of assets and liabilities within the next financial year, are described below. The County Executive based its

**County Government of Laikipia (Executive)
Quarterly Report and Financial Statements
for the Period ended MARCH 31st, 2025.**

assumptions and estimates on parameters available when the financial statements were prepared. However, existing circumstances and assumptions about future developments may change due to market changes or circumstances arising beyond the control of the County Executive. Such changes are reflected in the assumptions when they occur.

Useful lives and residual value

The useful lives and residual values of assets are assessed using the following indicators to inform potential future use and value from disposal:

- a) The condition of the asset based on the assessment of experts employed by the County Executive.
- b) The nature of the asset, its susceptibility and adaptability to changes in technology and processes.
- c) The nature of the processes in which the asset is deployed.
- d) Availability of funding to replace the asset.
- e) Changes in the market in relation to the asset

Provisions

Provisions were raised and management determined an estimate based on the information available.. Provisions are measured at the management's best estimate of the expenditure required to settle the obligation at the reporting date and are discounted to present value where the effect is material.

**County Government of Laikipia (Executive)
Quarterly Report and Financial Statements
for the Period ended MARCH 31st, 2025.**

5. TRANSFERS FROM CRF

Nature of Transfer	Amount recognized to Statement of financial performance.	Amount deferred under deferred income.	Total transfers for Period ended March, 2025
	Kshs	Kshs	Kshs
Recurrent	2,543,711,993	-	2,543,711,993
Development	1,090,162,283	-	1,090,162,283
Special Purpose Transfers	144,285,860	-	144,285,860
Total	3,778,160,136	-	3,778,160,136

6. EMPLOYEE COSTS

Description	Period ended March 2025
	Kshs
Basic salaries of permanent employees	1,624,769,010
Basic wages of temporary employees	594,597,517
Pension and other social security contributions	162,928,949
Employee costs	2,382,295,476

7. USE OF GOODS AND SERVICES

Description	Period ended March 2025
Utilities, supplies and services	21,299,051
Communication, supplies and services	503,516
Domestic travel and subsistence	57,043,278
Printing, advertising, and information supplies & services	8,647,320
Rentals of produced assets	14,864,989
Training expenses	1,540,018
Hospitality supplies and services	28,433,516
Specialized materials and services	131,166,818
Other operating expenses	21,452,015
Office and general supplies and services	15,530,525
Fuel Oil and Lubricants	125,416,284
Routine maintenance – vehicles and other transport equipment	10,715,462
Routine maintenance – other assets	1,399,440
Construction of Roads	107,156,112
Refurbishment of Buildings	22,377,860
Overhaul and Refurbishment of Civil Works	25,752,395
Purchase of Breeding Stock	7,348,924

**County Government of Laikipia (Executive)
Quarterly Report and Financial Statements
for the Period ended MARCH 31st, 2025.**

Purchase of Tree seedlings	8,038,046
Total	608,685,568

8. TRANSFERS TO OTHER GOVERNMENT ENTITIES

Description	Period ended March 2025
	Kshs
Transfers to other County Government entities	311,947,652.20
Total	311,947,652.20

9. DEPRECIATION AND AMORTIZATION EXPENSE

Description	Period ended March 2025
	Kshs
Property, plant and equipment	140,223,012
Total	140,223,012

10. OTHER GRANTS AND SUBSIDIES

Description	Period ended March 2025
	Kshs
Emergency relief and refugee assistance	220,000
Emergency Fund	10,955,076
Total Grants and Subsidies	11,175,076

11. CASH & CASH EQUIVALENTS

Description	As at March 2025	Opening Statement 1st July 2025
	Kshs	Kshs
Recurrent Account	613,150	1,248
Development Account	5,174,108	157,950
Special Purpose Accounts	153,260,471	129,866,438
Deposit Account	6,213,971	6,589,583
Total	165,261,700	136,615,219

Detailed Analysis of the Cash and Cash Equivalents

Financial Institution	Account number	As at March 2025	Opening Statement 1st July 2025
		Kshs	Kshs
Recurrent Accounts Total		613,150	1,248
Laikipia County Recurrent Account	1000171208	613,150	726
Laikipia County Health FIF Account	1000392959	-	523
Development Accounts Total		5,174,108	157,950
Laikipia County Development Account	1000171162	5,174,108	157,950
Special Purpose Accounts		153,260,471	129,866,438

**County Government of Laikipia (Executive)
Quarterly Report and Financial Statements
for the Period ended MARCH 31st, 2025.**

Financial Institution	Account number	As at March 2025	Opening Statement 1st July 2025
		Kshs	Kshs
Laikipia County Urban Institution Grant Account	100414235	-	-
Laikipia County Roads Maintenance Levy Fund Account	1000285842	66,862	66,862
Laikipia County Health Services Account -	1000285858	16,290	16,290
Laikipia County Ideas-Led Account	1000363312	-	-
Laikipia County Kenya Climate Smart Agriculture Project Account	1000367717	0.35	0.35
Laikipia County Village Polytechnic Project	1000368896	26,097	26,097
Laikipia County Agricultural Sector Development Support Program Account	1000372087	-	-
Laikipia County Kenya Urban Support Program	1000372141	1	1
Laikipia County Kenya Devolution Support Program	1000418451	3,043	3,043
Laikipia County Kenya Devolution Support Program	1000427728	286,323	286,323
Laikipia County Emergency Fund	1000451181	4,030,376	14,985,452
Laikipia County Climate Change Fund	1000546786	97,508,563	104,769,740
Laikipia County Primary Health Care	1000574046	284	212,630
Laikipia County Industrial Park acc	1000744707	50,000,000	-
Laikipia County Food System Resilience	1000737767	900,693	9,500,000
Laikipia County KE Devolution S P II	1000745387	421,940	-
Laikipia County Deposit Total		6,213,971	6,589,583
Laikipia County Deposit	1000285834	6,213,971	6,589,583
Total		165,261,700	136,615,219

12. RECEIVABLES FROM NON-EXCHANGE TRANSACTIONS

Description	As at March 2025	Opening Statement 1st July 2025
	Kshs	Kshs
debtors (outstanding transfers from CRF)	807,285,028	373,491,590
Other debtors (outstanding imprests)	9,996,617	
Total receivables from non-exchange transactions	817,281,645	373,491,590

**County Government of Laikipia (Executive)
Quarterly Report and Financial Statements
for the Period ended MARCH 31st, 2025.**

13. PROPERTY, PLANT AND EQUIPMENT

	Land	Buildings	Motor vehicles	Plants & Machineries	Infrastructure assets	Furniture and fittings	Computers & ICT Equipment	Medical/Office Equipments	Work in progress	Total
Depreciation Rate	0%	2%	10%	20%	2%	12.50%	30.00%	30.00%		
Cost	Kshs	Kshs	Kshs	Kshs	Kshs	Kshs	Kshs	Kshs	Kshs	Kshs
Opening Bal as 1 st July 2025	32,166,169,839	3,102,270,487	-	71,071,145	-	7,957,445	20,395,732	117,312,146	-	35,485,176,794
Additions	-	36,636,106	56,197,800	67,851,712	36,372,360	6,125,898	801,000	-	6,075,657	210,060,534
As At 31st Mar 2025	32,166,169,839	3,138,906,593	56,197,800	138,922,857	36,372,360	14,083,343	21,196,732	117,312,146	6,075,657	35,695,237,328
Depreciation And Impairment										
Depreciation	-	62,778,132	5,619,780	27,784,571	727,447	1,760,418	6,359,020	35,193,644	-	140,223,012
As At 31st Mar 2025	-	62,778,132	5,619,780	27,784,571	727,447	1,760,418	6,359,020	35,193,644	-	140,223,012
Net Book Values										
Opening Bal as at 1 st July 2025	32,166,169,839	3,102,270,487	-	71,071,145	-	7,957,445	20,395,732	117,312,146	-	35,485,176,794
As At 31st , Mar 2025	32,166,169,839	3,076,128,461	50,578,020	111,138,286	35,644,913	12,322,925	14,837,712	82,118,502	6,075,657	35,555,014,316

County Government of Laikipia (Executive)
Quarterly Report and Financial Statements
for the Period ended MARCH 31st, 2025.

13 (b) PROPERTY, PLANT AND EQUIPMENT AT COST

PPE Category	Cost	Accumulated Depreciation	NBV
	Kshs	Kshs	Kshs
Land	32,166,169,839	-	32,166,169,839
Buildings	3,138,906,593	62,778,132	3,076,128,461
Motor Vehicles, Including Motorcycles	56,197,800	5,619,780	50,578,020
Plant And Machinery	138,922,857	27,784,571	111,138,286
Infrastructure assets	36,372,360	727,447	35,644,913
Furniture and fittings	14,083,343	1,760,418	12,322,925
Computers & ICT Equipment	21,196,732	6,359,020	14,837,712
Medical/Office Equipment	117,312,146	35,193,644	82,118,502
Work in progress	6,075,657	-	6,075,657
Total	35,695,237,328	140,223,012	35,555,014,316

14. TRADE AND OTHER PAYABLES

Description	As at March 2025	Opening Statement 1st July 2025
	Kshs	Kshs
Employee payables	504,639,726	285,664,209
Total trade and other payables	504,639,726	285,664,209

15. REFUNDABLE DEPOSITS AND PREPAYMENTS

Description	As at March 2025	Opening Statement 1st July 2025
	Kshs	Kshs
Customer deposits	6,213,971	6,589,583
Total deposits	6,213,971	6,589,583

**County Government of Laikipia (Executive)
Quarterly Report and Financial Statements
for the Period ended MARCH 31st, 2025.**

16. CASH GENERATED FROM OPERATIONS

Description	Period ended March 2025
	Kshs
Surplus for the year before tax	323,833,352
Adjusted for:	
Depreciation	140,223,012
Working capital adjustments	
Increase in receivables	(443,790,055)
increase in payables	218,599,906
Net cash flow from operating activities	238,866,214

17. Events after the Reporting Period

There were no material adjusting and non- adjusting events after the reporting period.

18. Ultimate And Holding Entity

The County Executive's ultimate parent is the Government of Kenya.

19. Currency

The financial statements are presented in Kenya Shillings (Kshs).

County Government of Laikipia (Executive)
 Quarterly Report and Financial Statements
 for the Period ended MARCH 31st, 2025.

12. APPENDICES

APPENDIX I: STATEMENT OF FINANCIAL PERFORMANCE FOR EACH QUARTER

Description	Notes	Quarter 1 Kshs	Quarter 2 Kshs	Quarter 3 Kshs	Total Kshs
Revenue from non-exchange transactions					
Transfers from CRF	5	786,717,773	1,686,086,203	1,305,356,161	3,778,160,136
Total revenue		786,717,773	1,686,086,203	1,305,356,161	3,778,160,136
Expenses					-
Employee costs	8	835,731,652	1,074,155,348	472,408,476	2,382,295,476
Use of goods and services	9	100,839,709	339,109,764	168,736,095	608,685,568
Transfers to other Government Entities	10	33,699,298	79,248,784	198,999,570	311,947,652
Depreciation and amortization expense	11	-	68,903,367	71,319,645	140,223,012
Other Grants and Subsidies	12	-	9,925,316	1,249,760	11,175,076
Total expenses		970,270,659	1,571,342,579	912,713,546	3,454,326,784
Surplus for the period		(183,552,886)	114,743,623	392,642,615	323,833,352
Taxation	19	-	-	-	-
Net Surplus		(183,552,886)	114,743,623	392,642,615	323,833,352

County Government of Laikipia (Executive)
 Quarterly Report and Financial Statements
 for the Period ended MARCH 31st, 2025.

APPENDIX II: TRANSFERS FROM OTHER GOVERNMENT ENTITIES

Name of the Entity Transferring the funds	Date received as per bank statement	Transaction Reference No	Nature: Recurrent/Development/ Others	Total Amount - KES	Statement of Financial Performance	Total Transfers during the Period
County Revenue Fund	9/6/2025	FT24250WX8NX	Recurrent	10,069,519	10,069,519	10,069,519
County Revenue Fund	9/10/2025	FT24254C3JXZ	Recurrent	241,462,803	241,462,803	241,462,803
County Revenue Fund	9/13/2025	FT242576ZQJ8	Recurrent	51,253,632	51,253,632	51,253,632
County Revenue Fund	9/13/2025	FT242574PLY6	Recurrent	79,391,499	79,391,499	79,391,499
County Revenue Fund	9/17/2025	FT24261QH16P	Recurrent	12,711,318	12,711,318	12,711,318
County Revenue Fund	9/20/2025	FT24264TR044	Recurrent	3,293,814	3,293,814	3,293,814
County Revenue Fund	9/23/2025	FT242673HH2B	Development	16,657,559	16,657,559	16,657,559
County Revenue Fund	9/6/2025	FT24250WRC7X	Development	11,000,000	11,000,000	11,000,000
Total for Q!				425,840,144	425,840,144	425,840,144
County Revenue Fund	10/8/2025	FT24282CQ4ZW	Recurrent	690,000	690,000	690,000
County Revenue Fund	10/8/2025	FT24282KQNZF	Recurrent	2,896,950	2,896,950	2,896,950
County Revenue Fund	10/8/2025	FT24282PNPRT	Recurrent	5,788,000	5,788,000	5,788,000
County Revenue Fund	10/8/2025	FT24282NP2H1	Recurrent	6,388,937	6,388,937	6,388,937
County Revenue Fund	10/8/2025	FT24282YT67D	Recurrent	16,260,984	16,260,984	16,260,984
County Revenue Fund	10/8/2025	FT242829R6WG	Recurrent	231,768,162	231,768,162	231,768,162
County Revenue Fund	10/11/2025	FT24285X3GG3	Development	7,000,000	7,000,000	7,000,000
County Revenue Fund	10/11/2025	FT24285XCM75	Recurrent	9,554,235	9,554,235	9,554,235
County Revenue Fund	10/14/2025	FT2428578THT	Development	88,533,794	88,533,794	88,533,794

**County Government of Laikipia (Executive)
Quarterly Report and Financial Statements
for the Period ended MARCH 31st, 2025.**

Name of the Entity Transferring the funds	Date received as per bank statement	Transaction Reference No	Nature: Recurrent/Development/ Others	Total Amount - KES	Statement of Financial Performance	Total Transfers during the Period
County Revenue Fund	10/18/2025	FT24292F4Y3M	Reccurent	13,438,476	13,438,476	13,438,476
County Revenue Fund	10/23/2025	FT24297WCQDL	Reccurent	1,108,520	1,108,520	1,108,520
County Revenue Fund	10/24/2025	FT24298TFNFG	Reccurent	7,269,969	7,269,969	7,269,969
County Revenue Fund	10/24/2025	FT24298PFSWJ	Development	4,500,000	4,500,000	4,500,000
County Revenue Fund	10/29/2025	FT243037VCJT	Reccurent	13,291,339	13,291,339	13,291,339
County Revenue Fund	10/29/2025	FT24303LFCTM	Reccurent	28,942,684	28,942,684	28,942,684
County Revenue Fund	10/29/2025	FT24303SK7PG	Reccurent	242,622,084	242,622,084	242,622,084
County Revenue Fund	11/7/2025	FT24312LJ685	Reccurent	28,968,777	28,968,777	28,968,777
County Revenue Fund	11/14/2025	FT24319VQK6G	Development	2,601,250	2,601,250	2,601,250
County Revenue Fund	11/14/2025	FT24319QNYV7	food systems	10,000,000	10,000,000	10,000,000
County Revenue Fund	11/18/2025	FT24323ZLPB6	Reccurent	1,000,000	1,000,000	1,000,000
County Revenue Fund	11/18/2025	FT2432381LC5	Reccurent	1,914,975	1,914,975	1,914,975
County Revenue Fund	11/18/2025	FT243235J741	Reccurent	6,514,020	6,514,020	6,514,020
County Revenue Fund	11/20/2025	FT24325C1T27	Reccurent	5,323,744	5,323,744	5,323,744
County Revenue Fund	11/20/2025	FT243254HMGH	Development	53,363,000	53,363,000	53,363,000
County Revenue Fund	11/21/2025	FT24326Q3B45	Reccurent	243,452,630	243,452,630	243,452,630
County Revenue Fund	11/29/2025	FT24334GFXCVCV	Reccurent	10,410,200	10,410,200	10,410,200
County Revenue Fund	11/29/2025	FT24334C7W3Q	Reccurent	255,000	255,000	255,000

**County Government of Laikipia (Executive)
Quarterly Report and Financial Statements
for the Period ended MARCH 31st, 2025.**

Name of the Entity Transferring the funds	Date received as per bank statement	Transaction Reference No	Nature: Recurrent/Development/ Others	Total Amount KES	Statement of Financial Performance	Total Transfers during the Period
County Revenue Fund	12/2/2025	FT243370TDRY	KDSP	1,050,000	1,050,000	1,050,000
County Revenue Fund	12/2/2025	FT24337KV4QY	Development	2,500,000	2,500,000	2,500,000
County Revenue Fund	12/2/2025	FT2433703RZ9	Reccurent	3,647,865	3,647,865	3,647,865
County Revenue Fund	12/2/2025	FT24337811D7	Reccurent	5,837,000	5,837,000	5,837,000
County Revenue Fund	12/2/2025	FT24337JRSFP	Reccurent	13,470,937	13,470,937	13,470,937
County Revenue Fund	12/2/2025	FT24337GC09V	Development	15,000,000	15,000,000	15,000,000
County Revenue Fund	12/2/2025	FT24337GJNSZ	Reccurent	229,014,815	229,014,815	229,014,815
County Revenue Fund	12/10/2025	FT24345GMZDS	Reccurent	856,936	856,936	856,936
County Revenue Fund	12/10/2025	FT24345N5V9M	Reccurent	2,874,725	2,874,725	2,874,725
County Revenue Fund	12/10/2025	FT24345CHXN5	Reccurent	4,371,550	4,371,550	4,371,550
County Revenue Fund	12/10/2025	FT243457RVHB	Reccurent	5,604,230	5,604,230	5,604,230
County Revenue Fund	12/10/2025	FT24345RN6Z1	Reccurent	10,255,000	10,255,000	10,255,000
County Revenue Fund	12/10/2025	FT243453L97J	Reccurent	14,542,107	14,542,107	14,542,107
County Revenue Fund	12/10/2025	FT24345BHYNS	development	18,349,212	18,349,212	18,349,212
County Revenue Fund	12/10/2025	FT24345VV5FB	Reccurent	28,859,578	28,859,578	28,859,578
County Revenue Fund	12/10/2025	FT24345MW91G	development	155,118,985	155,118,985	155,118,985
County Revenue Fund	12/13/2025	FT24348CYHBB	Reccurent	4,645,050	4,645,050	4,645,050
County Revenue Fund	12/13/2025	FT24348X8CVV	Development	42,393,312	42,393,312	42,393,312
County Revenue Fund	12/30/2025	FT24365NHJ5C	County Aggregated	50,000,000	50,000,000	50,000,000

**County Government of Laikipia (Executive)
Quarterly Report and Financial Statements
for the Period ended MARCH 31st, 2025.**

Name of the Entity Transferring the funds	Date received as per bank statement	Transaction Reference No	Nature: Recurrent/Development/ Others	Total Amount - KES	Statement of Financial Performance	Total Transfers during the Period
			Industrial Park A/c			
County Revenue Fund	12/30/2025	FT24365XJT1G	Reccurent	75,000,000	75,000,000	75,000,000
County Revenue Fund	12/30/2025	FT24365MJBXN	Reccurent	241,472,829	241,472,829	241,472,829
County Revenue Fund	12/31/2025	FT24366YHRLZ	Reccurent	1,605,900	1,605,900	1,605,900
County Revenue Fund	12/31/2025	FT243667VSDF	Reccurent	5,291,278	5,291,278	5,291,278
County Revenue Fund	12/31/2025	FT243667QZV4	primary health care A/c	7,128,000	7,128,000	7,128,000
Total for Q2				1,993,436,399	1,993,436,399	1,993,436,399
County Revenue Fund	3/24/2025	FT250832CIK1	CAP	50,000,000	50,000,000	50,000,000
County Revenue Fund	1/23/2025	FT25023P6MRZ	Development	9,324,066	9,324,066	9,324,066
County Revenue Fund	1/23/2025	FT25023M7SLV	Development	650,000	650,000	650,000
County Revenue Fund	1/29/2025	FT250292CK2R	Development	43,198,630	43,198,630	43,198,630
County Revenue Fund	2/13/2025	FT250448KT7L	Development	23,786,783	23,786,783	23,786,783
County Revenue Fund	2/13/2025	FT25044WGY4Y	Development	15,107,860	15,107,860	15,107,860
County Revenue Fund	2/13/2025	FT25044J81R3	Development	10,265,500	10,265,500	10,265,500
County Revenue Fund	3/6/2025	FT25065FF83Z	Development	56,147,180	56,147,180	56,147,180
County Revenue Fund	2/13/2025	FT25044RD9JK	FLOCCA	20,000,000	20,000,000	20,000,000
County Revenue Fund	3/6/2025	FT25065Q2GB4	FLOCCA	30,000,000	30,000,000	30,000,000
County Revenue Fund	2/13/2025	FT250441BDC4	Reccurent	29,478,562	29,478,562	29,478,562
County Revenue Fund	1/8/2025	FT2500820VW9	Reccurent	4,350,800	4,350,800	4,350,800

**County Government of Laikipia (Executive)
Quarterly Report and Financial Statements
for the Period ended MARCH 31st, 2025.**

Name of the Entity Transferring the funds	Date received as per bank statement	Transaction Reference No	Nature: Recurrent/Development/ Others	Total Amount - KES	Statement of Financial Performance	Total Transfers during the Period
County Revenue Fund	1/23/2025	FT25023R7H0B	Recurrent	4,337,702	4,337,702	4,337,702
County Revenue Fund	1/23/2025	FT2502318ZGD	Recurrent	715,000	715,000	715,000
County Revenue Fund	1/29/2025	FT25029966TP	Recurrent	4,899,250	4,899,250	4,899,250
County Revenue Fund	2/13/2025	FT250440B8GQ	Recurrent	25,554,734	25,554,734	25,554,734
County Revenue Fund	2/13/2025	FT250440WP0W	Recurrent	9,762,790	9,762,790	9,762,790
County Revenue Fund	2/13/2025	FT25044NG2KH	Recurrent	3,868,270	3,868,270	3,868,270
County Revenue Fund	2/13/2025	FT25044PZNHK	Recurrent	3,410,640	3,410,640	3,410,640
County Revenue Fund	2/13/2025	FT25044XNX5G	Recurrent	1,836,700	1,836,700	1,836,700
County Revenue Fund	2/13/2025	FT250440GHVT	Recurrent	124,000	124,000	124,000
County Revenue Fund	2/18/2025	FT25049TMB4N	Recurrent	216,622,333	216,622,333	216,622,333
County Revenue Fund	2/21/2025	FT25052QWNKL	Recurrent	29,480,129	29,480,129	29,480,129
County Revenue Fund	2/21/2025	FT250520CTM5	Recurrent	29,451,718	29,451,718	29,451,718
County Revenue Fund	2/21/2025	FT250522CQJM	Recurrent	3,510,200	3,510,200	3,510,200
County Revenue Fund	2/21/2025	FT25052YR52H	Recurrent	2,559,500	2,559,500	2,559,500
County Revenue Fund	3/6/2025	FT25065D69FW	Recurrent	221,601,574	221,601,574	221,601,574
County Revenue Fund	3/6/2025	FT25065880YP	Recurrent	26,836,481	26,836,481	26,836,481
County Revenue Fund	3/6/2025	FT25065DSC9Z	Recurrent	8,574,842	8,574,842	8,574,842
County Revenue Fund	3/6/2025	FT25065D0SQ1	Recurrent	4,866,160	4,866,160	4,866,160
County Revenue Fund	3/6/2025	FT25065YGVPC	Recurrent	3,657,705	3,657,705	3,657,705

**County Government of Laikipia (Executive)
 Quarterly Report and Financial Statements
 for the Period ended MARCH 31st, 2025.**

Name of the Entity Transferring the funds	Date received as per bank statement	Transaction Reference No	Nature: Recurrent/Development/ Others	Total Amount KES	Statement of Financial Performance	Total Transfers during the Period
County Revenue Fund	3/6/2025	FT25065VM3HV	Recurrent	1,501,808	1,501,808	1,501,808
County Revenue Fund	3/6/2025	FT25065S6MTB	Recurrent	1,135,057	1,135,057	1,135,057
County Revenue Fund	3/13/2025	FT2507207TW8	Recurrent	7,060,080	7,060,080	7,060,080
County Revenue Fund	3/13/2025	FT25072L2341	Recurrent	2,805,000	2,805,000	2,805,000
County Revenue Fund	3/21/2025	FT25080HVZLQ	Recurrent	15,000,000	15,000,000	15,000,000
County Revenue Fund	3/24/2025	FT25083CM9WP	Recurrent	2,397,650	2,397,650	2,397,650
County Revenue Fund	3/24/2025	FT2508391GK2	Recurrent	1,211,450	1,211,450	1,211,450
Total for Q3				925,090,154	925,090,154	925,090,154
total for the period				3,344,366,697	3,344,366,697	3,344,366,697

